



US00D788850S

(12) **United States Design Patent** (10) **Patent No.:** **US D788,850 S**
Timm et al. (45) **Date of Patent:** **** Jun. 6, 2017**

(54) **WRITING INSTRUMENT**
(71) Applicant: **SCHWAN-STABILO**
SCHWANHÄUßER GMBH & CO.
KG, Heroldsberg (DE)
(72) Inventors: **Felix Timm, Elchingen (DE); Simon**
Schneider, Elchingen (DE)
(**) Term: **15 Years**
(21) Appl. No.: **35/500,499**
(22) Filed: **Dec. 21, 2015**
(80) **Hague Agreement Data**
Int. Filing Date: **Dec. 21, 2015**
Int. Reg. No.: **DM/088877**
Int. Reg. Date: **Dec. 21, 2015**
Int. Reg. Pub. Date: **Jan. 15, 2016**
(51) **LOC (10) Cl.** **19-06**
(52) **U.S. Cl.**
USPC **D19/163; D19/913; D19/929**
(58) **Field of Classification Search**
USPC **D14/411; D19/115-204**
CPC ... **B43K 5/00; B43K 7/00; B43K 7/10; B43K**
7/12; B43K 8/04; B43K 19/00; B43K
19/02; B43K 19/14
See application file for complete search history.

(56) **References Cited**
U.S. PATENT DOCUMENTS
D181,244 S * 10/1957 Zierhut D19/172
D182,162 S * 2/1958 Carreiro D19/167
D182,216 S * 2/1958 Zierhut D19/195
3,140,694 A * 7/1964 Reed B43K 21/16
401/53

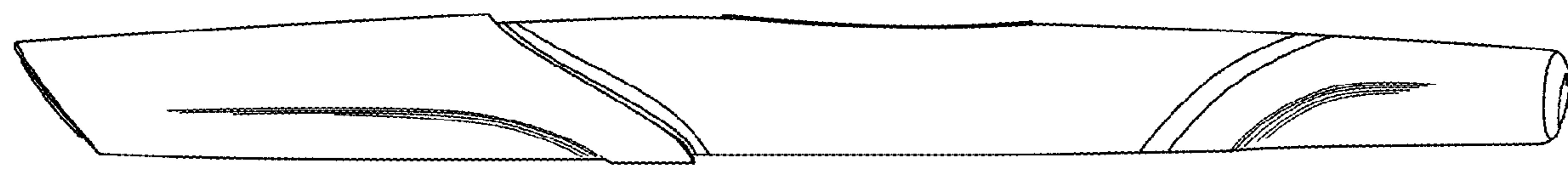
D223,688 S * 5/1972 Schnur D19/167
D258,596 S * 3/1981 Massoni D19/169
D322,460 S * 12/1991 Herbst D19/185
D331,779 S * 12/1992 Hu D19/167
D342,546 S * 12/1993 Song D19/167
D354,985 S * 1/1995 Hong D19/167
D395,875 S * 7/1998 Aiken D14/411
D456,042 S * 4/2002 Versace D19/170
D457,185 S * 5/2002 Ham D19/117
D461,204 S * 8/2002 Klefbom D19/167
D482,397 S * 11/2003 Hui D19/166
D500,790 S * 1/2005 Jaakkola D14/411
D502,737 S * 3/2005 Bodino D19/164
D531,217 S * 10/2006 Hirota D19/184
D535,693 S * 1/2007 Gahlow D19/168
D541,341 S * 4/2007 Oi D19/169
D591,349 S * 4/2009 Delancourt D19/170
D612,886 S * 3/2010 Newbould D19/134
D693,331 S * 11/2013 Kim D14/218

* cited by examiner
Primary Examiner — Elizabeth Albert

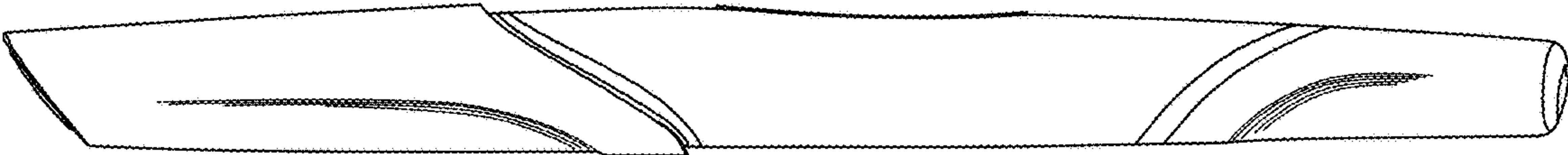
(57) **CLAIM**
The ornamental design for writing instrument, as shown and described.

DESCRIPTION
1. Writing instrument
Fig. 1.1 is a side view of a writing instrument showing our new design;
Fig. 1.2 is a top view thereof;
Fig. 1.3 is a bottom view thereof;
Fig. 1.4 is a top front perspective view thereof;
Fig. 1.5 is a top rear perspective view thereof;
Fig. 1.6 is a front view thereof; and
Fig. 1.7 is a rear view thereof.

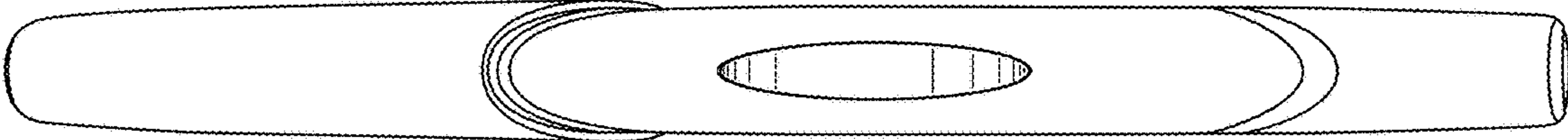
1 Claim, 2 Drawing Sheets



1.1

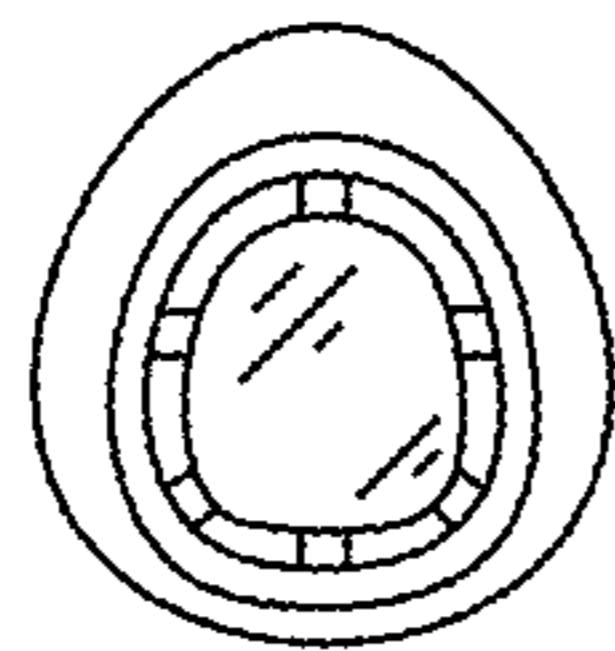
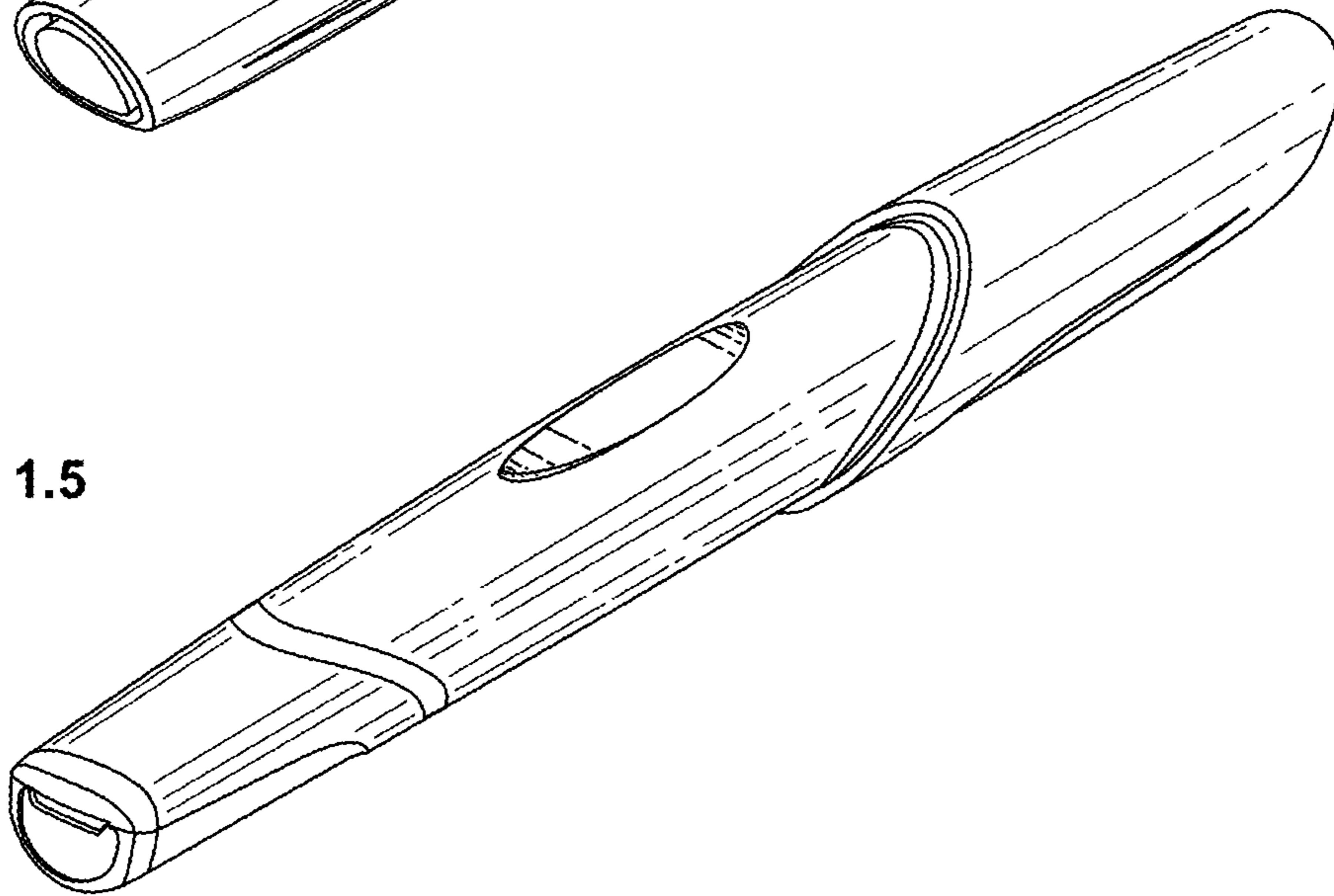
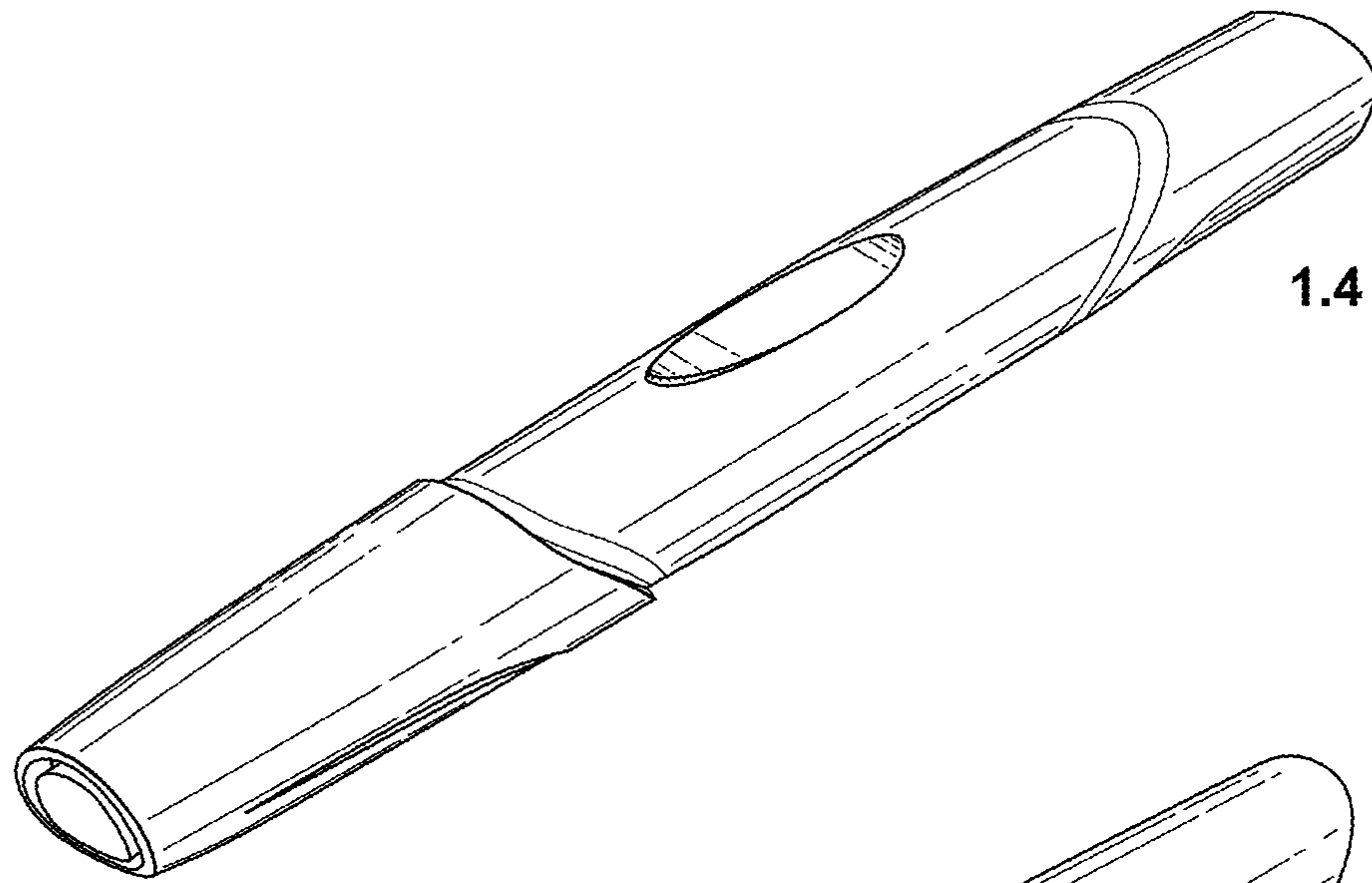


1.2

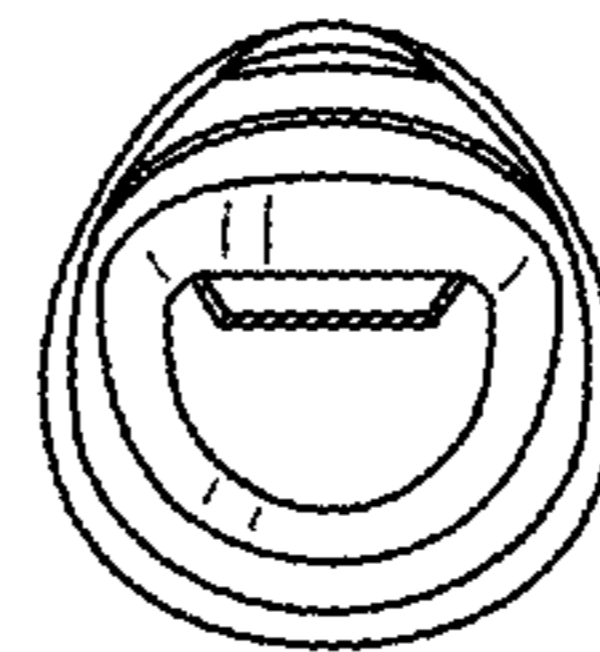


1.3





1.6



1.7