



US00D788848S

(12) **United States Design Patent**
Blum

(10) **Patent No.:** **US D788,848 S**

(45) **Date of Patent:** **** Jun. 6, 2017**

(54) **TRI-LAYER TRANSACTION CARD**

D761,355 S * 7/2016 Blum D19/10
D761,356 S * 7/2016 Blum D19/10
D765,176 S * 8/2016 Blum D19/10
D768,770 S * 10/2016 Lee D19/10

(71) Applicant: **Black Card LLC**, Jackson, WY (US)

(72) Inventor: **Scott Alan Blum**, Jackson, WY (US)

* cited by examiner

(73) Assignee: **Black Card LLC**, Jackson, WY (US)

Primary Examiner — Abraham Bahta

(**) Term: **15 Years**

(74) *Attorney, Agent, or Firm* — Klein, O'Neill & Singh, LLP

(21) Appl. No.: **29/555,780**

(22) Filed: **Feb. 24, 2016**

(51) **LOC (10) Cl.** **19-08**

(52) **U.S. Cl.**
USPC **D19/10**

(57) **CLAIM**

The ornamental design for a tri-layer transaction card, as shown and described.

(58) **Field of Classification Search**

USPC D19/1-12, 20-34, 100;
40/124.01-124.15, 672, 661, 726, 776,
40/617; 283/72, 74-75, 103, 105-107,
283/82, 70, 94, 81, 904; 206/449, 815;
D21/385; D20/10, 22, 27, 40, 42, 11;
D14/435-437; 360/2; D6/613, 583;
235/380, 382, 487, 493, 488
CPC .. B42D 15/022; B42D 15/042; B42D 15/045;
B42D 15/027; B42D 25/00; B42D 25/20;
B42D 25/23; B42D 25/26; B42D 25/29;
B42D 25/30; B42D 25/285; B42D
2033/00; B42D 2033/04; B42D 2033/08;
B42D 2033/10; B42D 2033/16; B42D
2033/18; B42D 2033/20; B42D 2033/22;
B42D 2033/28; B42D 2033/30
See application file for complete search history.

DESCRIPTION

FIG. 1 is a front elevation view of the tri-layer transaction card showing my new design;
FIG. 2 is a rear elevation view of the transaction card of FIG. 1;
FIG. 3 is a bottom plan view of the transaction card of FIG. 1, the top plan view being a mirror image thereof;
FIG. 4 is a left-side elevation view of the transaction card of FIG. 1, the right-side elevation view being a mirror image thereof;
FIG. 5 is a front perspective view of the transaction card of FIG. 1, also showing the side of the card; and,
FIG. 6 is a rear perspective view of the transaction card of FIG. 1, also showing the side of the card.
The broken line showing of portions of the tri-layer transaction card is included for the purpose of illustrating environmental structure and forms no part of the claimed design.

(56) **References Cited**

U.S. PATENT DOCUMENTS

D663,354 S * 7/2012 Witsil D19/9
D760,836 S * 7/2016 Wilen D19/10

1 Claim, 5 Drawing Sheets






FIG. 1

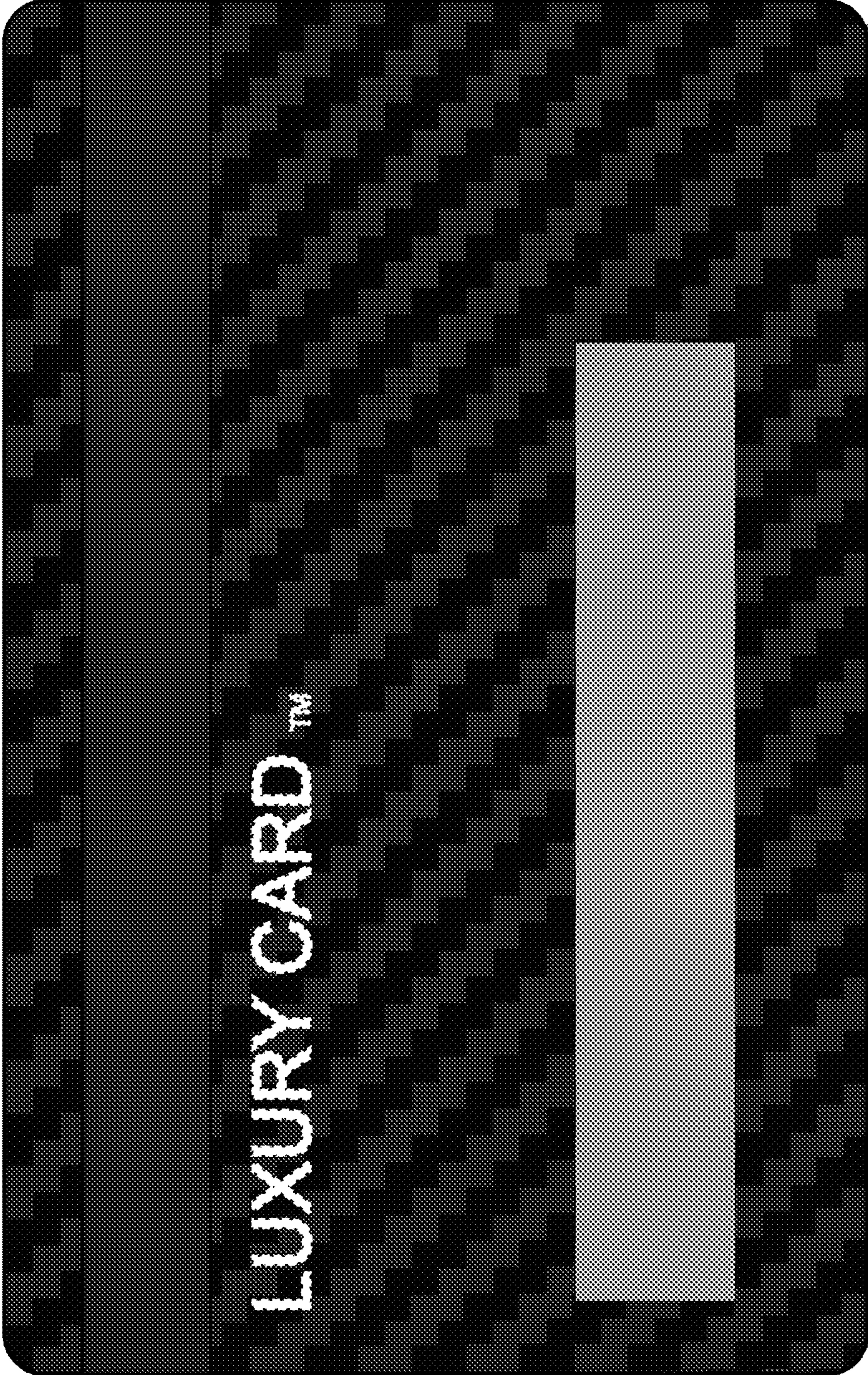


FIG. 2

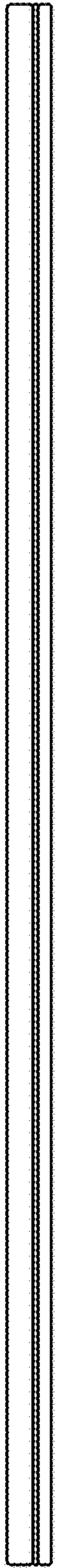


FIG. 4




FIG. 3




FIG. 5



FIG. 6