



US00D788845S

(12) **United States Design Patent**  
**Liguori et al.**

(10) **Patent No.:** **US D788,845 S**

(45) **Date of Patent:** **\*\* Jun. 6, 2017**

(54) **PAYMENT CARD ENCLOSURE**

(71) Applicant: **Hot Concepts, LLC**, San Diego, CA (US)

(72) Inventors: **Thomas Alfred Liguori**, San Diego, CA (US); **Billy Ray Fox**, Shelbyville, TN (US); **Jason Allen Cunningham**, Lowell, AR (US)

(73) Assignee: **Hot Concepts, LLC**, San Diego, CA (US)

(\*\*) Term: **15 Years**

(21) Appl. No.: **29/549,351**

(22) Filed: **Dec. 21, 2015**

(51) **LOC (10) Cl.** ..... **19-01**

(52) **U.S. Cl.**  
USPC ..... **D19/1**

(58) **Field of Classification Search**  
USPC ..... D19/1-8, 75, 86, 100; 229/67.4, 928, 229/307, 92; 206/449, 424, 308.1, 308.3, 206/309, 313; 462/64-65; D20/27, 22, D20/40; 40/672, 124.01-124.15; D3/303, 227, 20; 383/61.1, 84; 283/72, 283/74-75, 103, 105-106, 116-117; D9/433  
CPC .... B42D 15/00; B42D 15/022; B42D 15/042; B42D 15/027; B42D 15/045; B42D 25/00; B42D 25/20; B42D 25/30; B42D 25/23; B42D 25/26; B42D 25/29  
See application file for complete search history.

(56) **References Cited**

U.S. PATENT DOCUMENTS

D510,102 S *	9/2005	Gray	.....	D19/2
D545,359 S *	6/2007	Bramhall	.....	D19/1
D569,902 S *	5/2008	Chang	.....	D19/2
D638,469 S *	5/2011	Bertinetti	.....	D19/2
D658,230 S *	4/2012	Segal	.....	D19/2
D771,745 S *	11/2016	Glass	.....	D19/3

\* cited by examiner

*Primary Examiner* — Abraham T Bahta

(74) *Attorney, Agent, or Firm* — Todd J. Langford

(57) **CLAIM**


The ornamental design for a payment card enclosure, as shown and described.

**DESCRIPTION**

FIG. 1 is a perspective view of the payment card enclosure; FIG. 2 is a front view; FIG. 3 is a back view; FIG. 4 is a right side view; FIG. 5 is a left side view; FIG. 6 is a top view; and, FIG. 7 is a bottom view thereof.

The broken lines showing printed material are for the purpose of illustrating portions of the payment card enclosure and form no part of the claimed design.

**1 Claim, 5 Drawing Sheets**



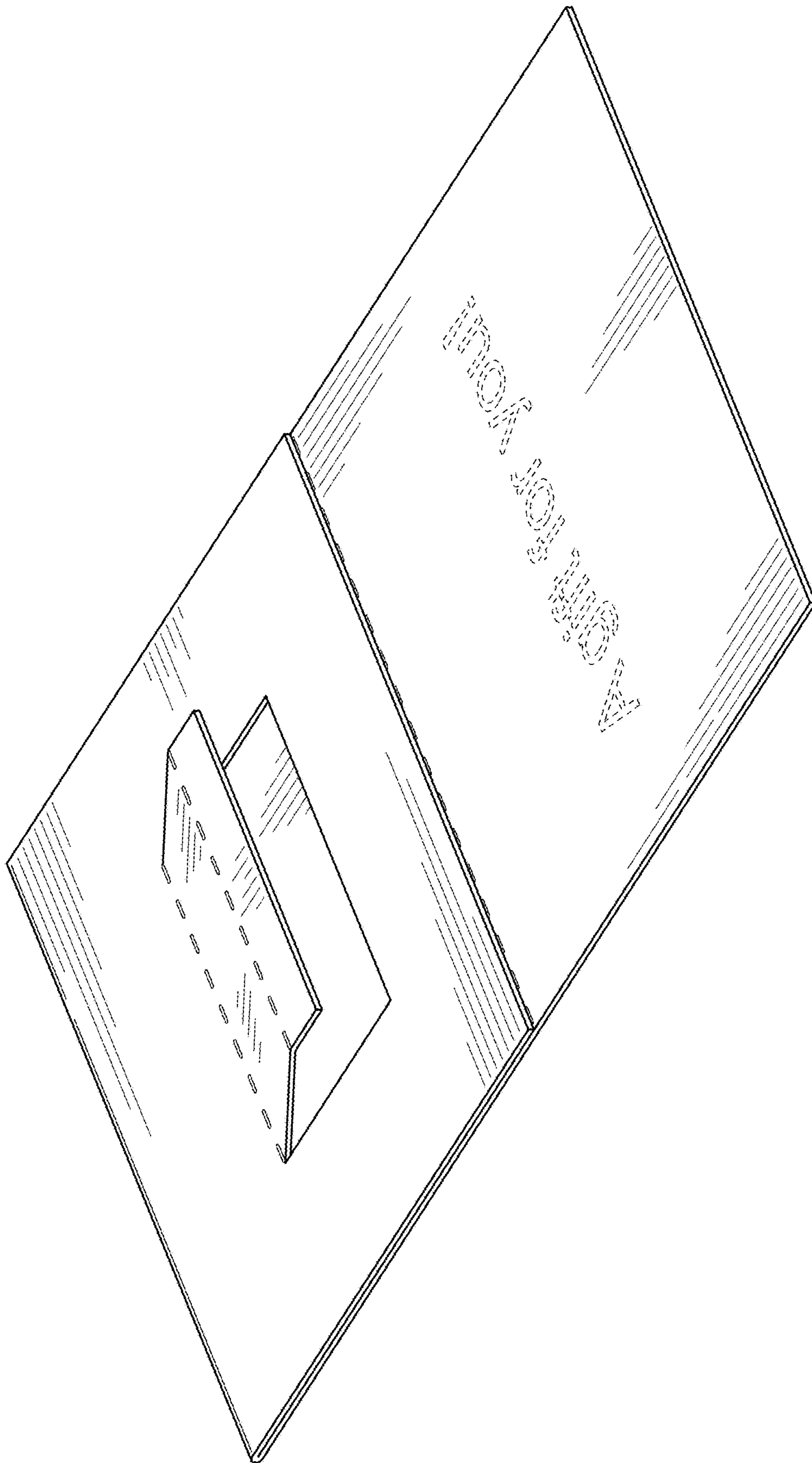


FIG. 1




FIG. 2

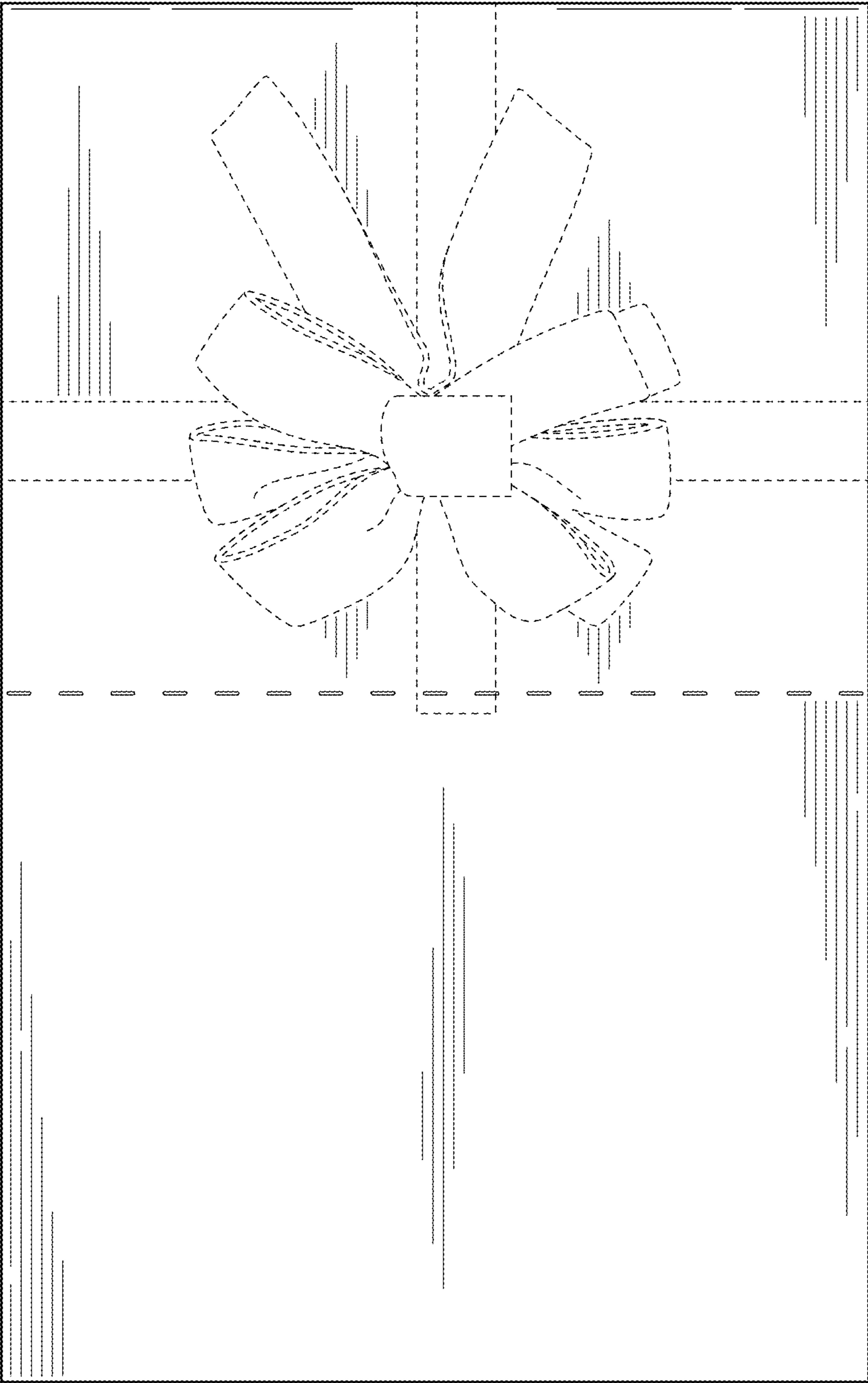


FIG. 3

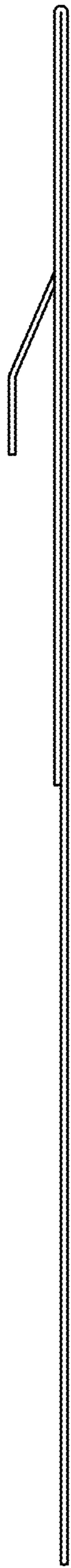


FIG. 4

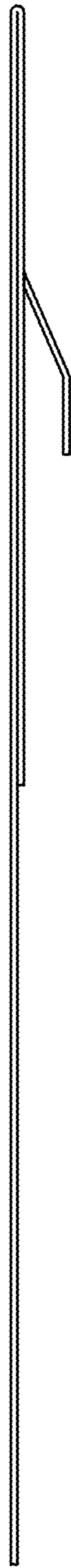


FIG. 5




FIG. 6




FIG. 7