



US00D788778S

(12) **United States Design Patent** (10) **Patent No.:** **US D788,778 S**
Magi et al. (45) **Date of Patent:** **** Jun. 6, 2017**

(54) **COOLING DOCKING STATION**

(71) Applicant: **Intel Corporation**, Santa Clara, CA (US)

(72) Inventors: **Aleksander Magi**, Aloha, OR (US); **Krishnakumar Varadarajan**, Bangalore (IN); **Gopinath Kandasamy**, Bangalore (IN); **Nicholas W. Oakley**, Portland, OR (US)

(73) Assignee: **Intel Corporation**, Santa Clara, CA (US)

(**) Term: **15 Years**

(21) Appl. No.: **29/534,960**

(22) Filed: **Aug. 3, 2015**

(51) **LOC (10) Cl.** **14-02**

(52) **U.S. Cl.**
USPC **D14/434**

(58) **Field of Classification Search**
USPC D14/432, 433, 434, 447, 451, 452, D14/473-484, 140, 142, 149, 217, 240, D14/251-253, 299; D21/313; D13/107, D13/108; D6/310, 312, 682, 682.1; D19/75, 86, 88, 90, 91, 95; D16/242,
(Continued)

(56) **References Cited**

U.S. PATENT DOCUMENTS

D304,726 S	*	11/1989	Brooks	379/434
D362,565 S	*	9/1995	Tubbs	D6/310
D389,341 S	*	1/1998	Danner	D6/682

(Continued)

Primary Examiner — Susan Bennett Hattan
Assistant Examiner — Marie Fast Horse

(74) *Attorney, Agent, or Firm* — Patent Capital Group

(57) **CLAIM**

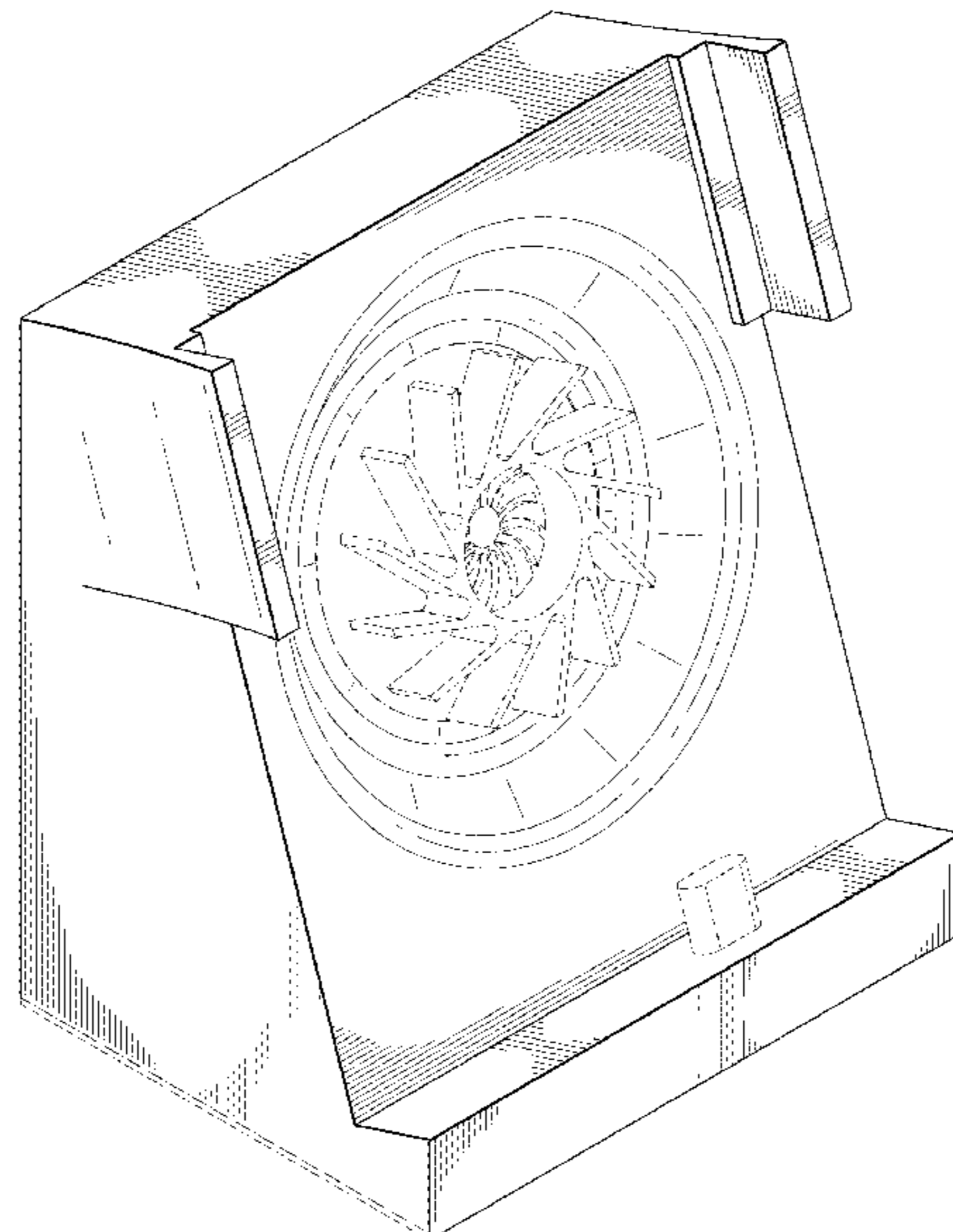
The ornamental design for a cooling docking station, as shown and described.

DESCRIPTION

FIG. 1 is a perspective view illustrating a cooling docking station according to one embodiment;
 FIG. 2 is a front view illustrating a cooling docking station according to one embodiment;
 FIG. 3 is a back view illustrating a cooling docking station according to one embodiment;
 FIG. 4 is a side view illustrating a cooling docking station according to one embodiment;
 FIG. 5 is another side view illustrating a cooling docking station according to one embodiment;
 FIG. 6 is a top view illustrating a cooling docking station according to one embodiment;
 FIG. 7 is a bottom view illustrating a cooling docking station according to one embodiment;
 FIG. 8 is a perspective back view illustrating a cooling docking station according to one embodiment; and,
 FIG. 9 is a perspective front view illustrating a cooling docking station with a docked electronic device according to one embodiment.

The broken lines of the FIGURES are for illustration only. The broken lines and the unshaded regions bounded by broken lines form no part of the claimed design. The dot-dash broken lines define the bounds of the claim, which extends to the boundaries but does not include the boundaries; the broken lines in FIG. 9 showing an electronic device depict environmental subject matter only and form no part of the claim, while all other broken lines in the drawings depict portions of the cooling docking station that form no part of the claimed design. The unshaded surface between the broken line and the outside solid line on the back of the cooling docking station in FIG. 3 and FIG. 8 form no part of the claim. Non-oblique line shading is meant to show contour and not surface ornamentation.

1 Claim, 8 Drawing Sheets



(58) **Field of Classification Search**
 USPC D16/245; D24/127, 164, 167, 169, 216,
 D24/227; D23/370
 CPC H04M 1/00; H04M 1/04; H04M 1/06;
 H04M 1/11; F16M 11/04; F16M 11/041;
 B60R 11/02; B60R 11/0241; B60R
 11/0258; B60R 11/0252; H04B 1/3877;
 H01R 31/06; H02J 7/0044; G06F 1/1613;
 G06F 1/1607; G06F 1/1632; G06F 1/203
 See application file for complete search history.

(56) **References Cited**

U.S. PATENT DOCUMENTS

D398,914 S *	9/1998	Pulver	D14/447	D656,930 S *	4/2012	Son	D14/253
D453,155 S *	1/2002	Michel	D14/253	D673,571 S *	1/2013	Akana	D14/447
D511,520 S *	11/2005	Hussaini	D14/434	D674,392 S *	1/2013	Cheng	D14/434
D552,611 S *	10/2007	Hagiwara	D14/434	D677,669 S *	3/2013	Liu	D14/447
D562,588 S *	2/2008	Bays	D6/672	D680,118 S *	4/2013	Schmelling	D14/434
D578,130 S *	10/2008	Sween	D14/447	D681,625 S *	5/2013	Zehner	D14/253
D627,785 S *	11/2010	Bouthillier	D14/434	D687,835 S *	8/2013	Gittins	D14/447
D635,979 S *	4/2011	Wu	D13/107	D690,308 S *	9/2013	McCoy	D14/458
D637,194 S *	5/2011	Kuroda	D14/447	D696,258 S *	12/2013	Padilla	D14/447
				D699,246 S *	2/2014	Ringlein	D14/447
				D712,350 S *	9/2014	Smith	D13/108
				D712,828 S *	9/2014	Delrue	D13/108
				D715,284 S *	10/2014	Iwamoto	D12/415
				D720,358 S *	12/2014	Ginsterblum	D14/447
				D723,572 S *	3/2015	Akana	D14/447
				D727,329 S *	4/2015	Johnson	D14/434
				D736,211 S *	8/2015	Kirkpatrick	D14/434
				D741,314 S *	10/2015	Kwak	D14/253
				D741,336 S *	10/2015	Miniard	D14/447
				D741,846 S *	10/2015	Jeon	D14/253
				2012/0155013 A1 *	6/2012	Huang	G06F 1/203 361/679.41
				2016/0020806 A1 *	1/2016	Richter	H04M 1/04 455/557

* cited by examiner

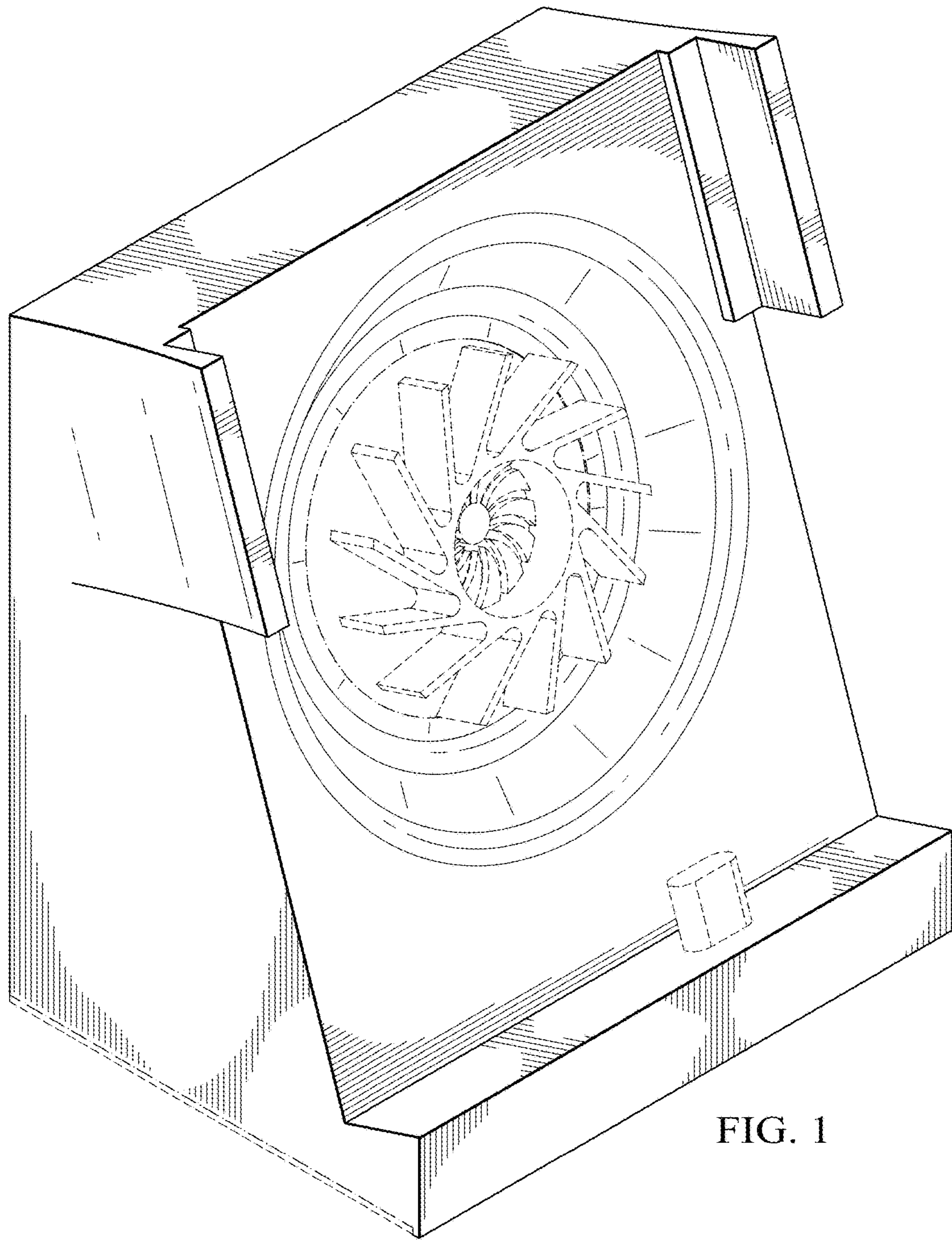


FIG. 1

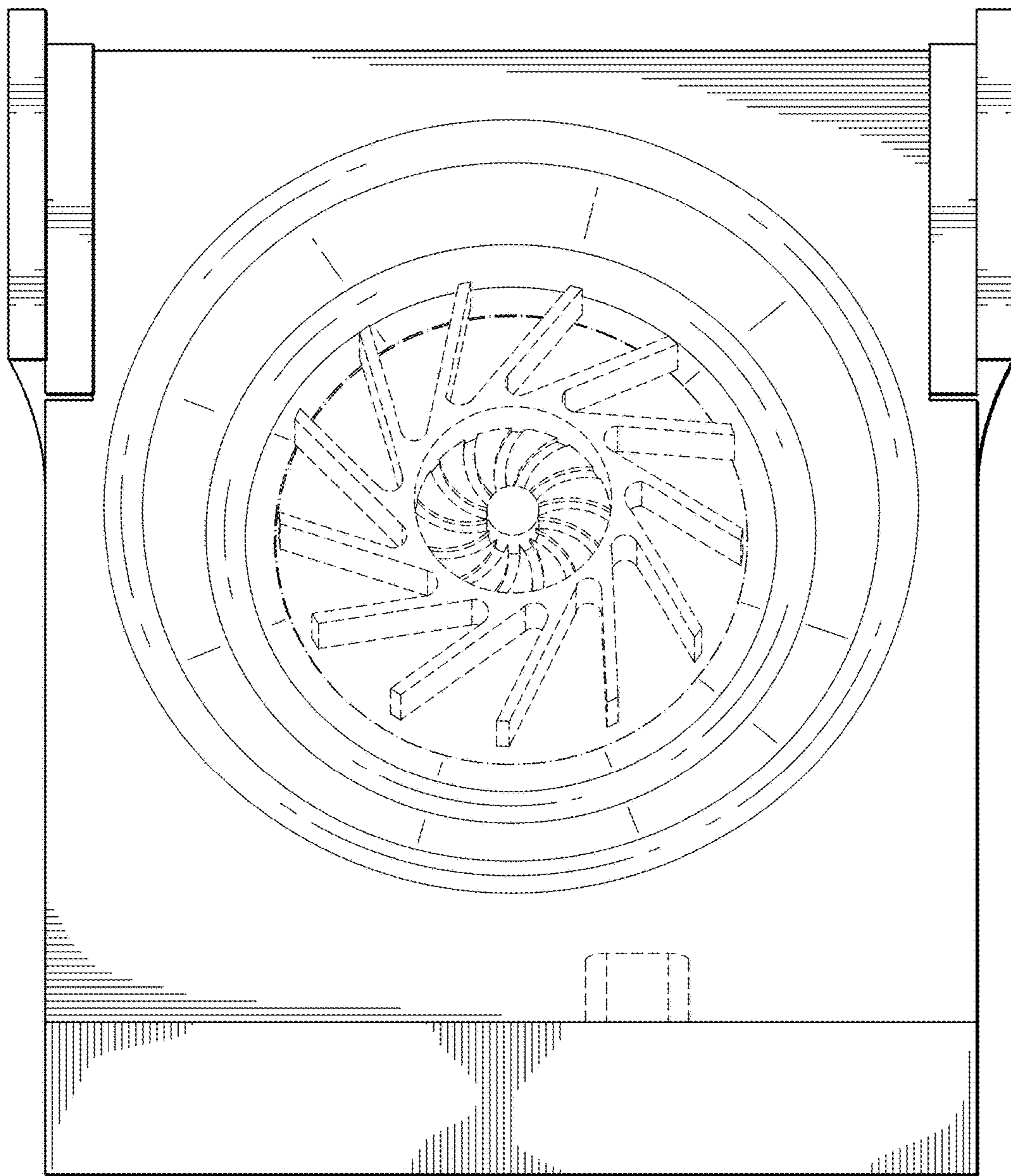


FIG. 2

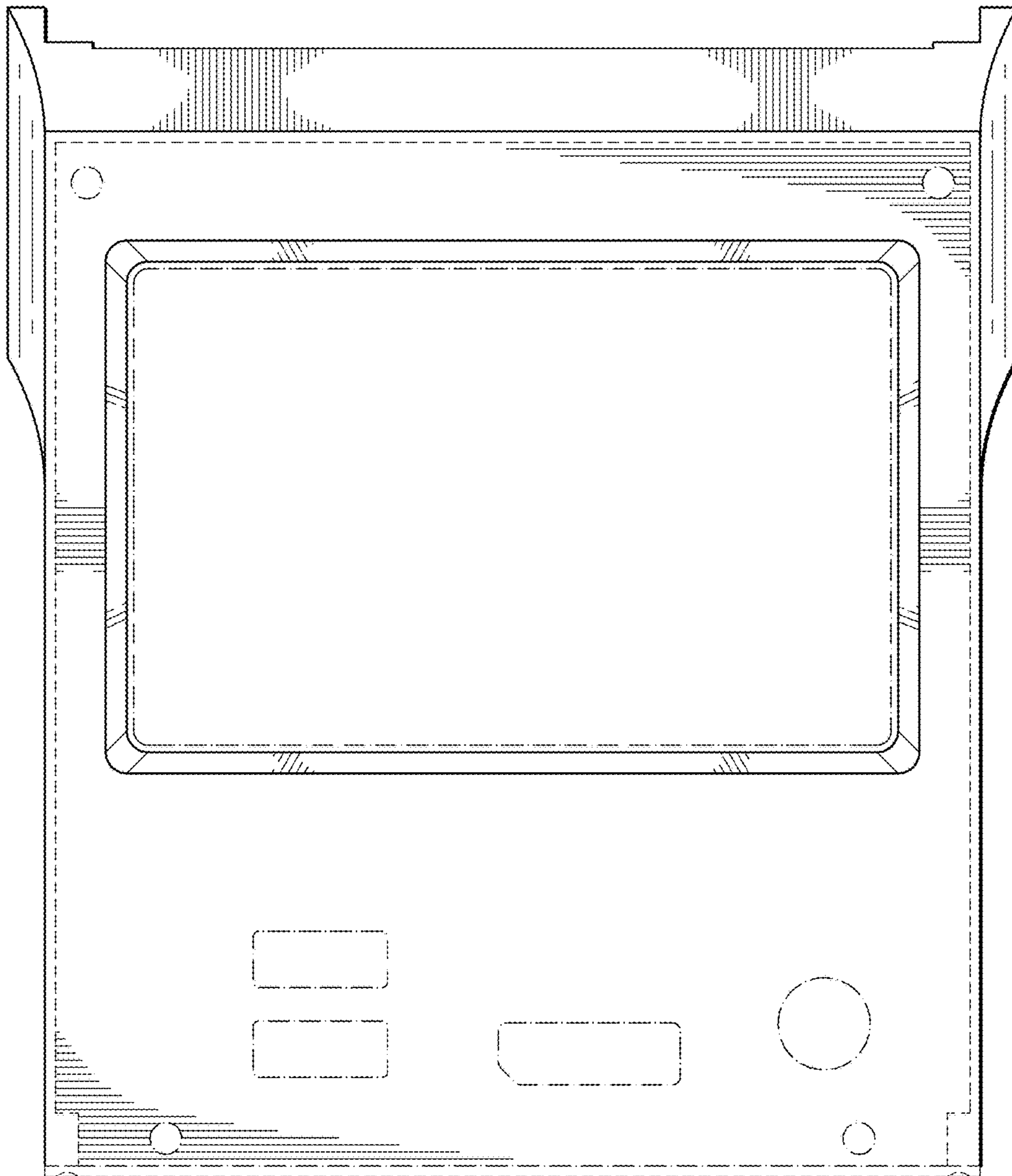


FIG. 3

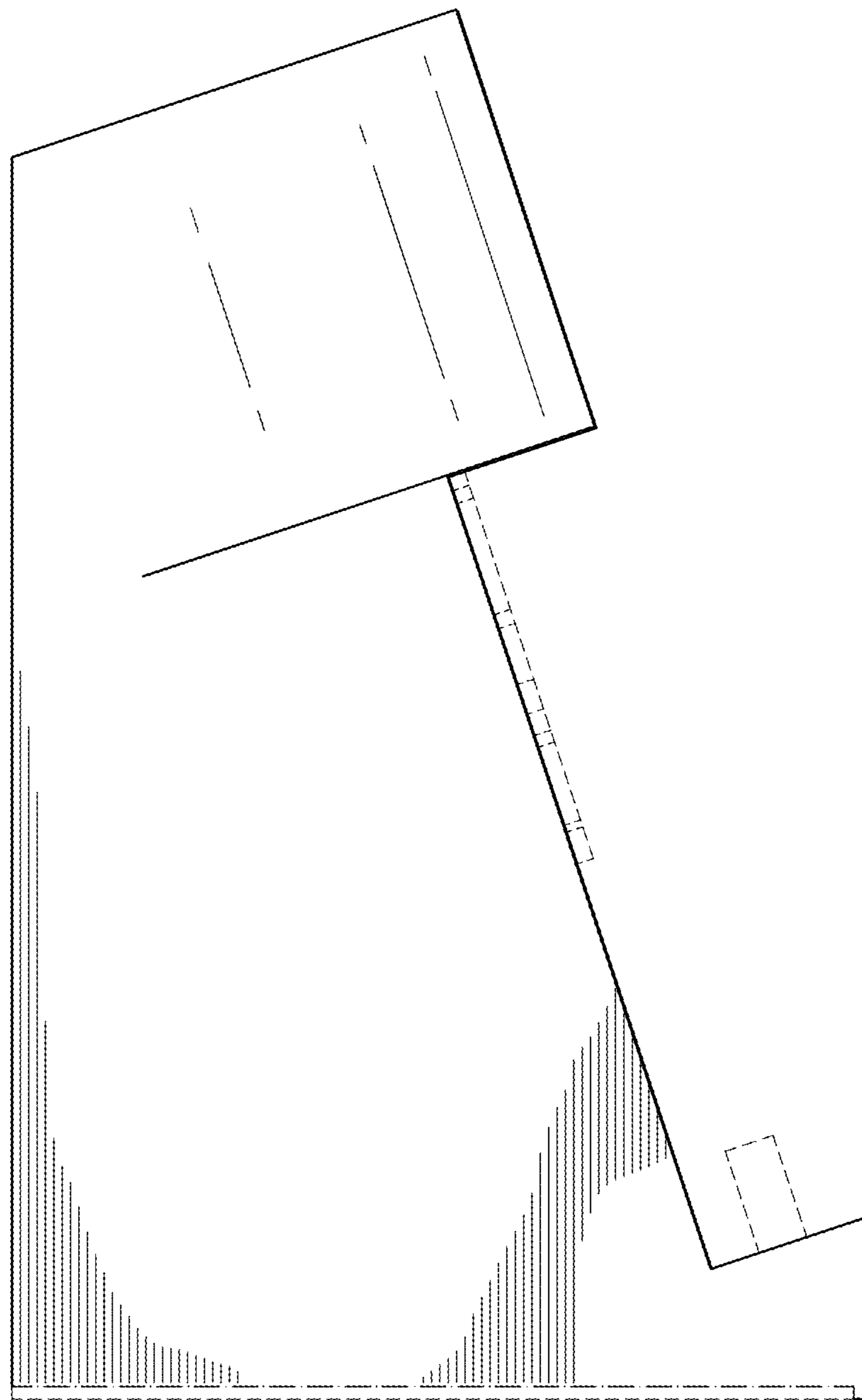


FIG. 4

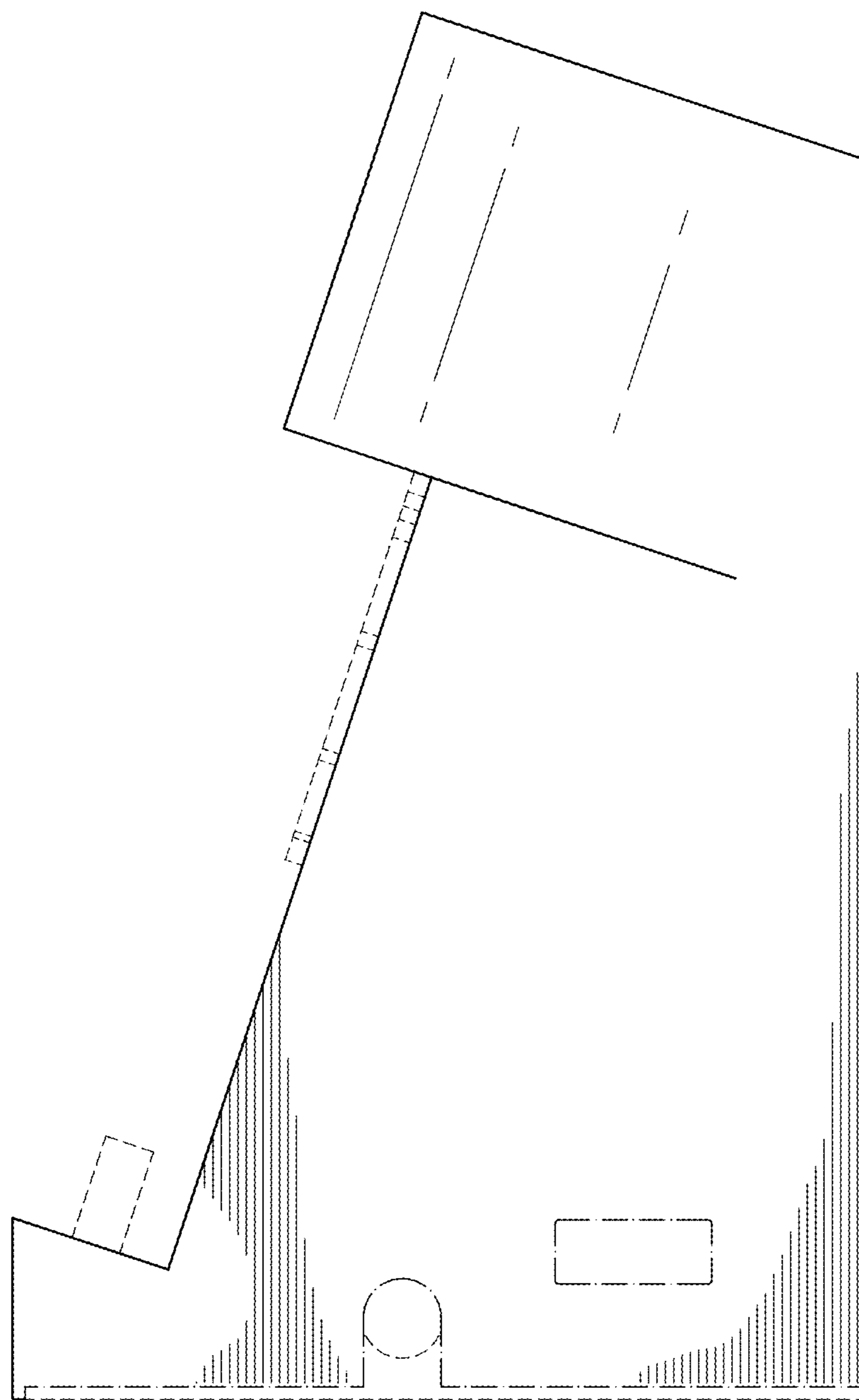


FIG. 5

FIG. 6

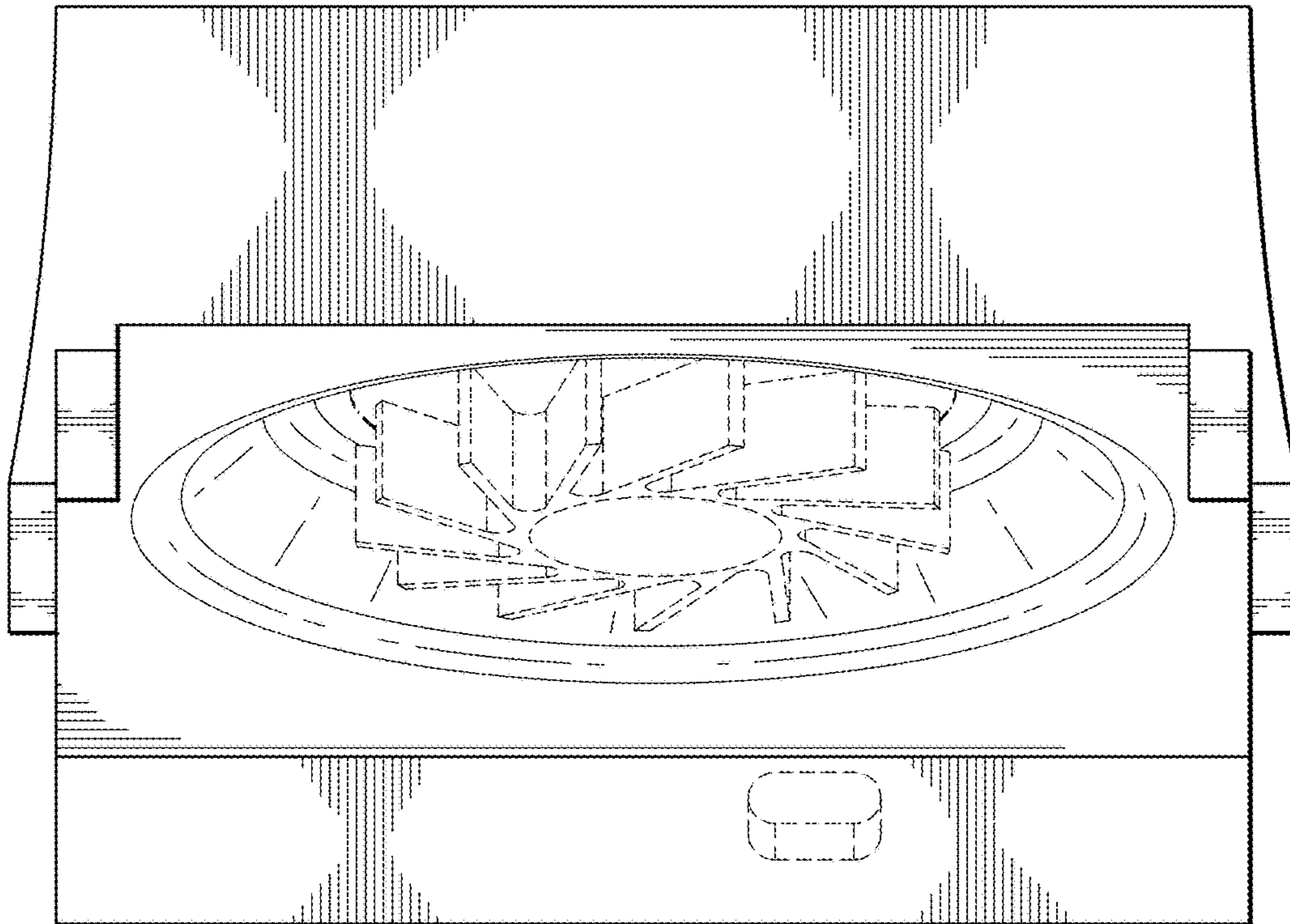



FIG. 7



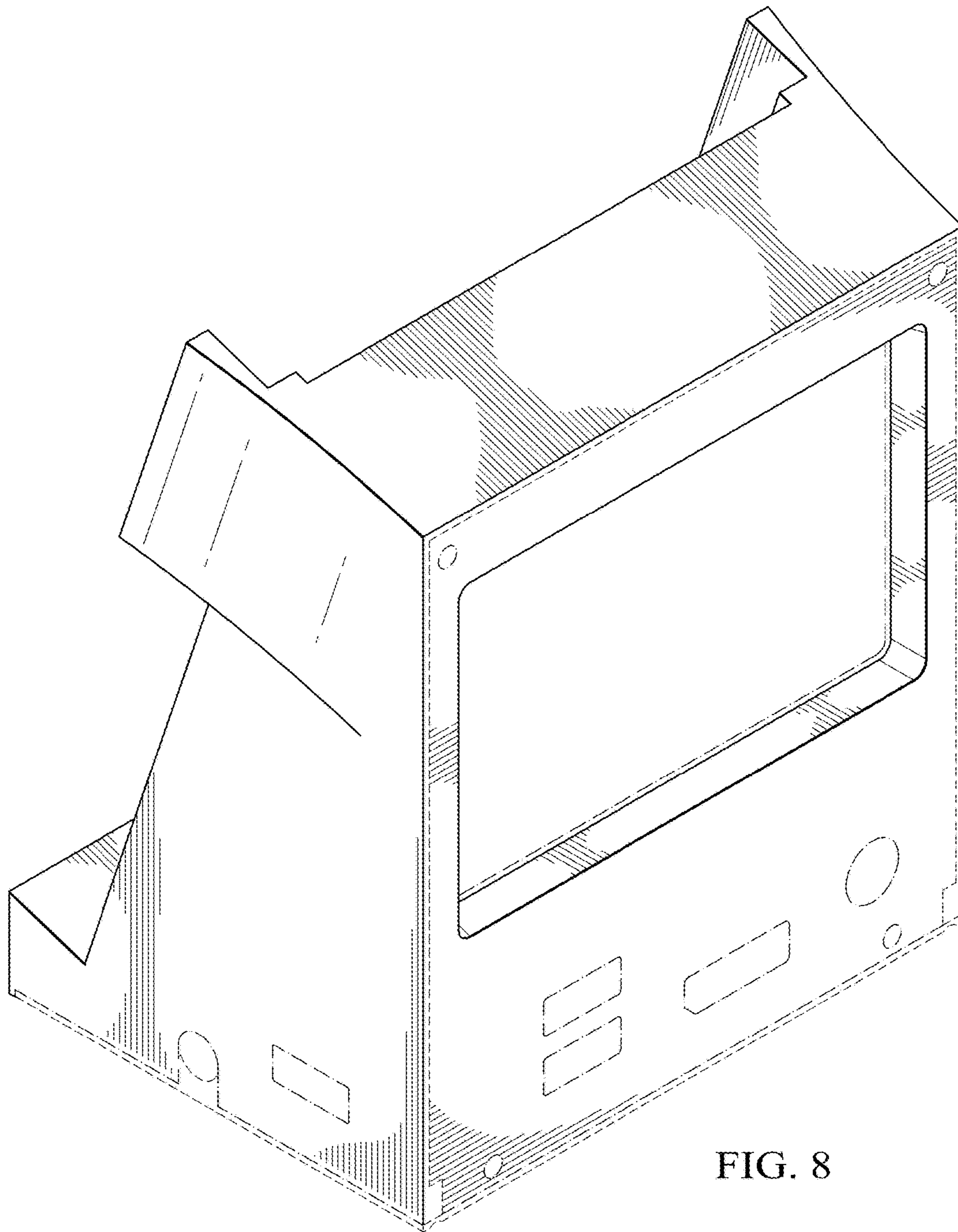


FIG. 8

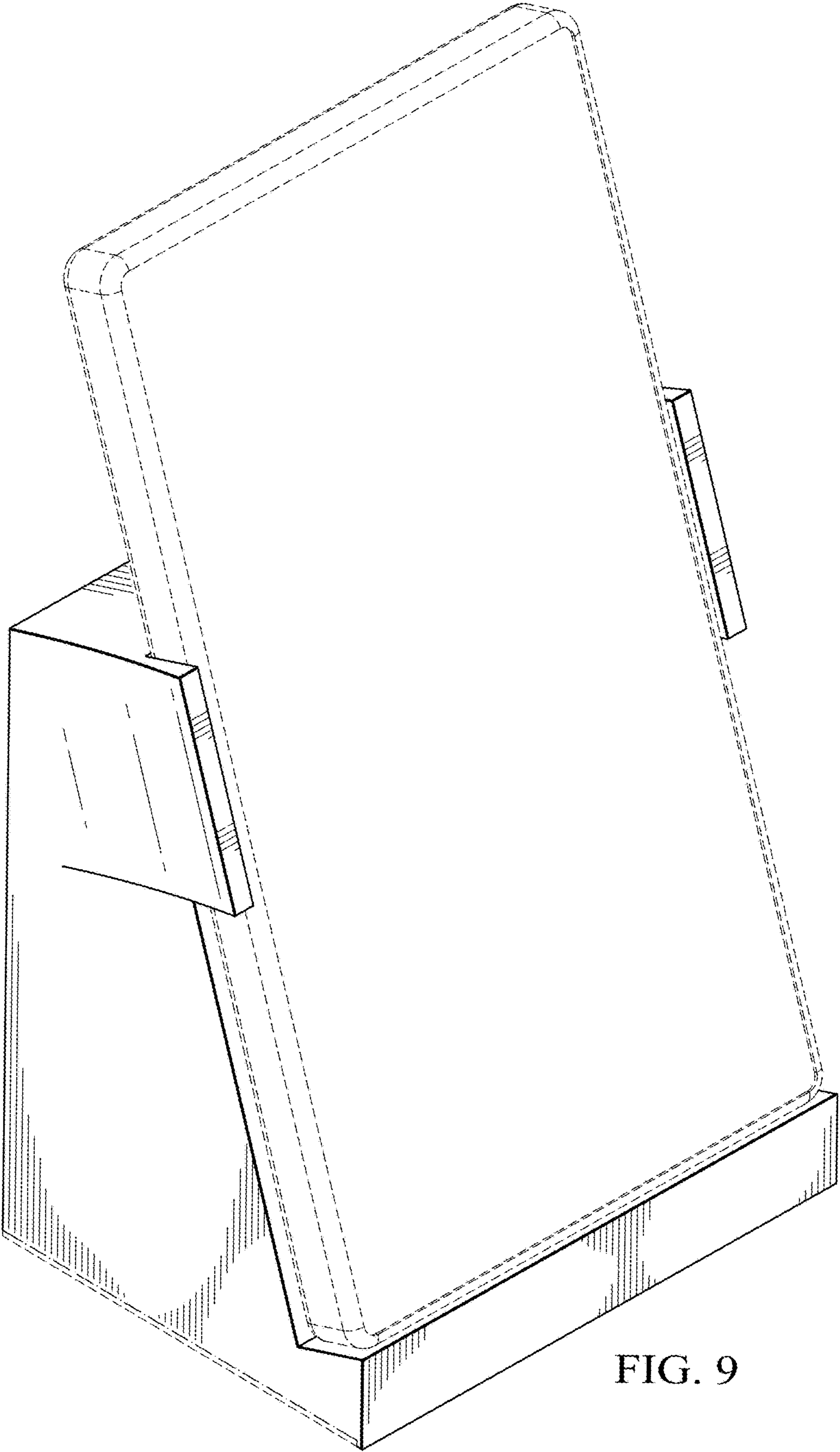


FIG. 9