



US00D788773S

(12) **United States Design Patent**
Seo et al.

(10) **Patent No.:** **US D788,773 S**
(45) **Date of Patent:** **** Jun. 6, 2017**

(54) **TABLET COMPUTER**

(71) Applicant: **LG ELECTRONICS INC.**, Seoul (KR)

(72) Inventors: **Kiyeal Seo**, Seoul (KR); **Seunghoon Ryu**, Seoul (KR); **Joe Hyun**, Seoul (KR); **Junseop Lee**, Seoul (KR)

(73) Assignee: **LG ELECTRONICS INC.**, Seoul (KR)

(**) Term: **15 Years**

(21) Appl. No.: **29/549,705**

(22) Filed: **Dec. 28, 2015**

(30) **Foreign Application Priority Data**

Jul. 7, 2015 (KR) 30-2015-0034240

(51) **LOC (10) Cl.** **14-02**

(52) **U.S. Cl.**
USPC **D14/345**

(58) **Field of Classification Search**
USPC D14/138 AB, 138 AC, 138 AD, 341, D14/345-347, 315
CPC G06F 1/1613; G06F 1/1647; G06F 1/1641; G06F 3/04883; G06F 3/0486; G06F 3/04847; G06F 3/04845; G06F 3/04817; G06F 3/0484; H04M 1/0279; H04M 1/0281; H04M 1/0283
See application file for complete search history.

(56) **References Cited**

U.S. PATENT DOCUMENTS

D746,285 S * 12/2015 Okabe D14/345
D749,574 S * 2/2016 Park D14/203.4
D749,575 S * 2/2016 Park D14/203.4
D767,525 S * 9/2016 Byun D14/138 AB

D770,446 S * 11/2016 Cho D14/341
D774,015 S * 12/2016 Park D14/138 AB
D778,253 S * 2/2017 Kwak D14/138 AB
D779,468 S * 2/2017 Kwak D14/248
2015/0241925 A1* 8/2015 Seo G06F 1/1652
361/679.27
2015/0378397 A1* 12/2015 Park G06F 1/1652
361/679.27
2016/0155967 A1* 6/2016 Lee H01L 51/5281
257/88

* cited by examiner

Primary Examiner — Barbara Fox

(74) *Attorney, Agent, or Firm* — Birch, Stewart, Kolasch & Birch, LLP

(57) **CLAIM**

The ornamental design for a tablet computer, as shown and described.

DESCRIPTION

FIG. 1 is a front, right side, perspective view of a tablet computer showing our new design;
FIG. 2 is a front view thereof;
FIG. 3 is a rear view thereof;
FIG. 4 is a left side view thereof;
FIG. 5 is a right side view thereof;
FIG. 6 is a top view thereof;
FIG. 7 is a bottom view thereof;
FIG. 8 is a front, right side, perspective view of the tablet computer shown in FIGS. 1-7, shown in a folded configuration;
FIG. 9 is a front view thereof;
FIG. 10 is a rear view thereof;
FIG. 11 is a left side view thereof;
FIG. 12 is a right side view thereof;
FIG. 13 is a top view thereof; and,
FIG. 14 is a bottom view thereof.

1 Claim, 9 Drawing Sheets

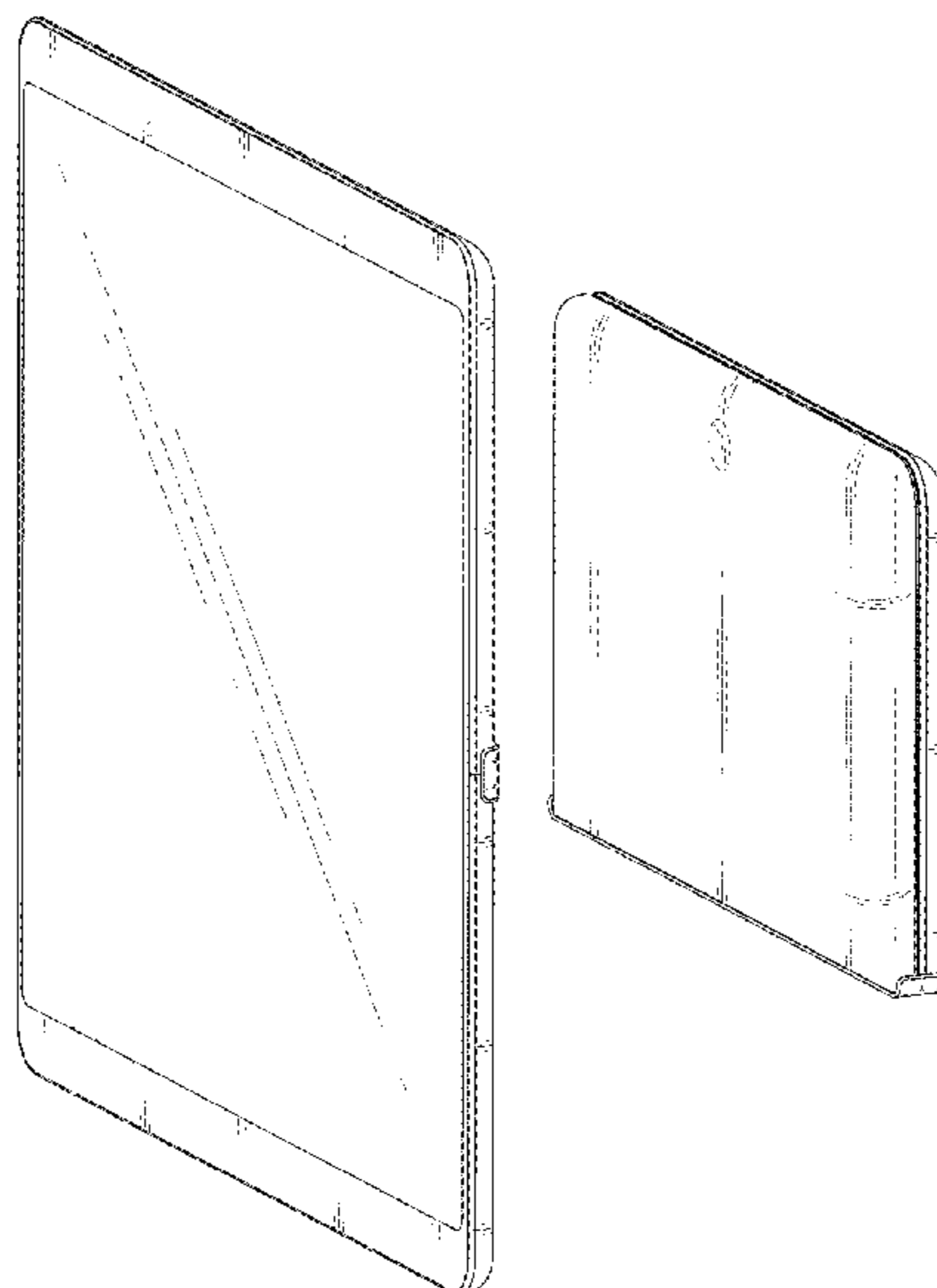


FIG. 1

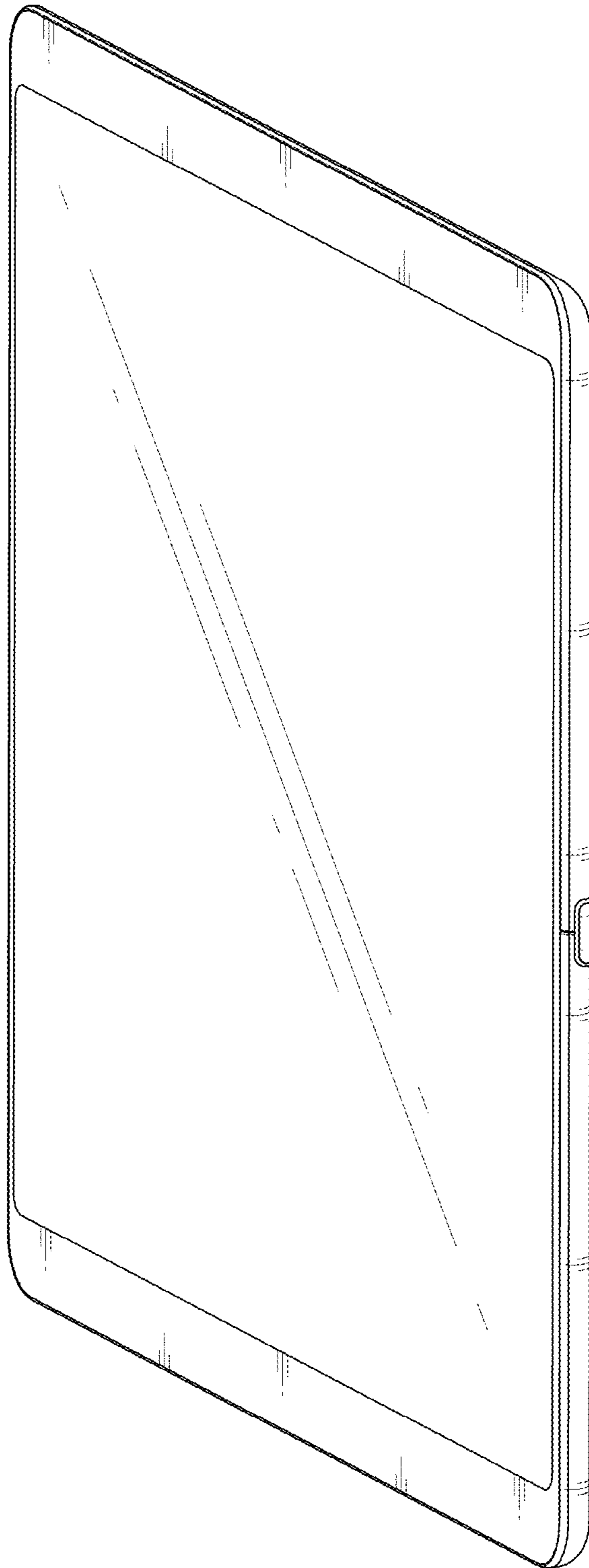


FIG. 2




FIG. 3




FIG. 4



FIG. 5



FIG. 6



FIG. 7




FIG. 8

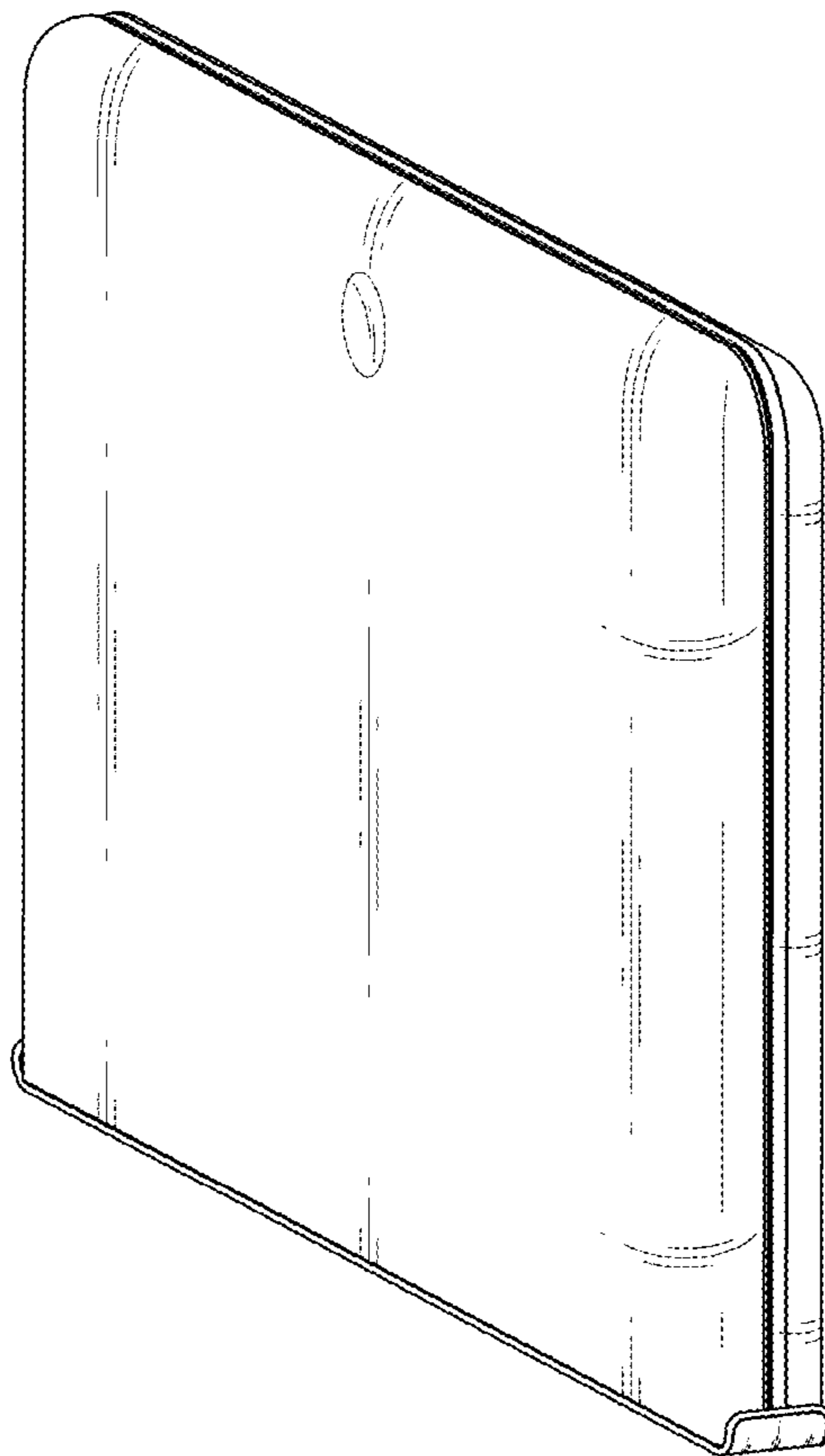


FIG. 9

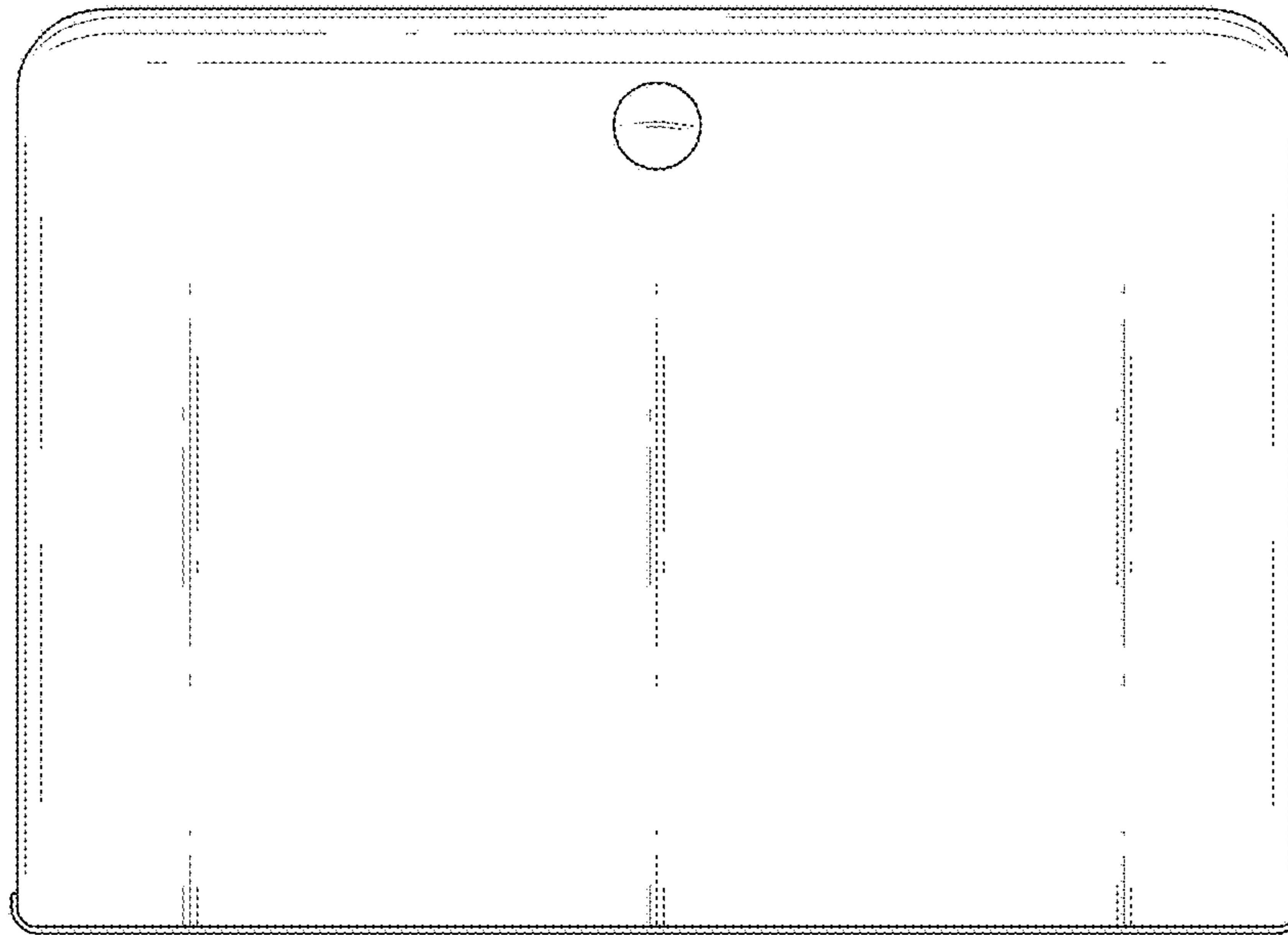


FIG. 10

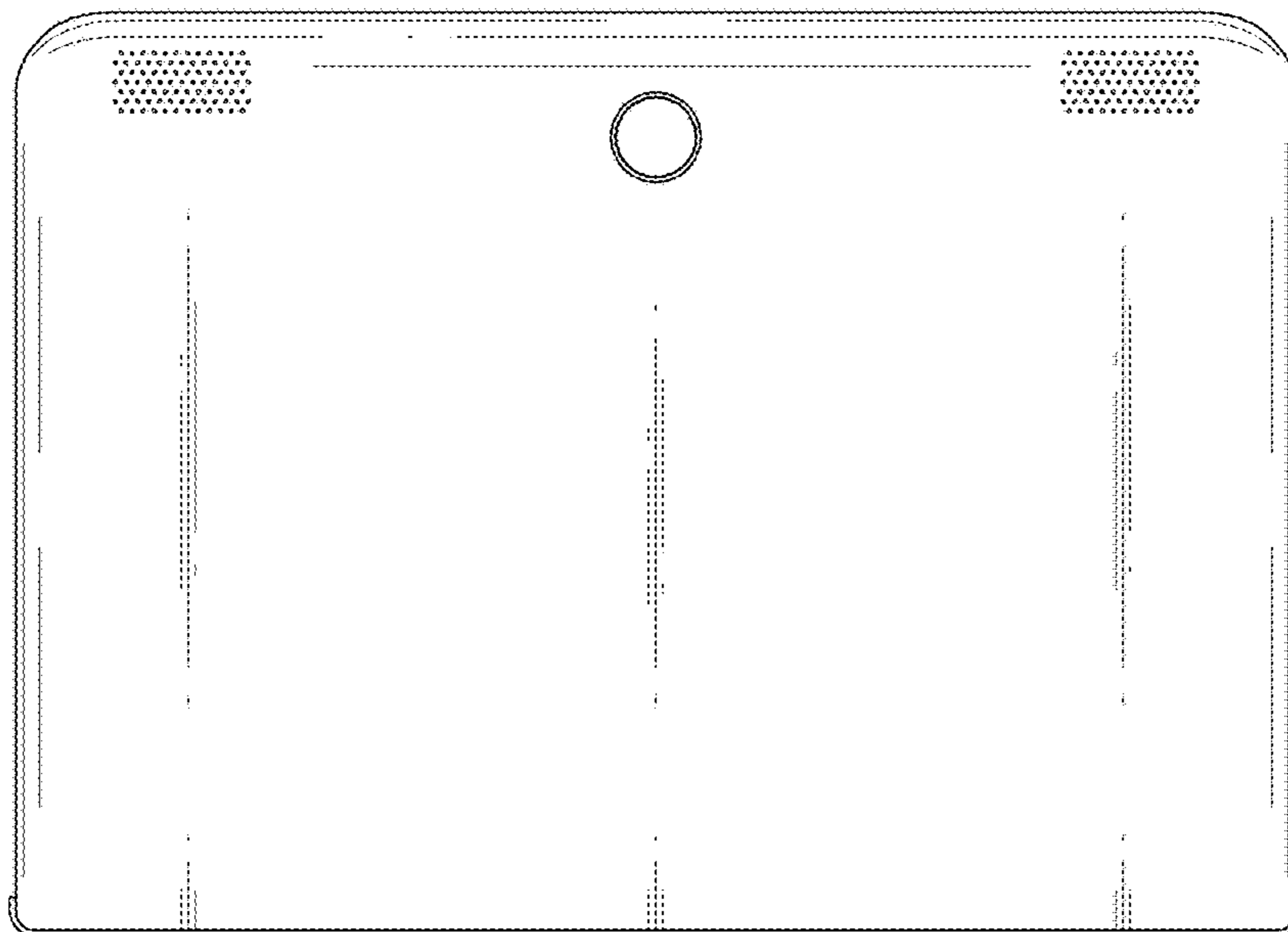


FIG. 11




FIG. 12




FIG. 13



FIG. 14

