



US00D788771S

(12) **United States Design Patent**
Park et al.

(10) **Patent No.:** **US D788,771 S**
(45) **Date of Patent:** **** Jun. 6, 2017**

(54) **TABLET COMPUTER**
(71) Applicant: **LG ELECTRONICS INC.**, Seoul (KR)
(72) Inventors: **Seala Park**, Seoul (KR); **Seungchul Cho**, Seoul (KR); **Min Kim**, Seoul (KR)
(73) Assignee: **LG ELECTRONICS INC.**, Seoul (KR)

(**) Term: **15 Years**
(21) Appl. No.: **29/536,997**
(22) Filed: **Aug. 21, 2015**

(30) **Foreign Application Priority Data**
Feb. 23, 2015 (KR) 30-2015-0008978
(51) **LOC (10) Cl.** **14-02**
(52) **U.S. Cl.**
USPC **D14/341**
(58) **Field of Classification Search**
USPC D14/341-347, 137, 138 R, 138 AA, D14/138 C, 138 G, 496, 203.1, 203.3, D14/203.4, 203.7, 129, 130, 147, 218, D14/248, 389, 388, 426, 420, 440; D10/65, 104.1; D18/6, 7; D21/324, 329, D21/330; 455/556.1, 556.2, 566, 575.1, 455/90.3; 379/433.04, 433.01, 433.06, 379/916; 345/173, 901, 905; 361/679.26, 670.3, 679.55, 679.56
CPC H04M 1/00; H04M 11/066; H04M 1/2478; H04M 1/72519; H04M 2201/38; H04M 2250/22; G06F 15/00
See application file for complete search history.

(56) **References Cited**
U.S. PATENT DOCUMENTS
D369,147 S * 4/1996 Iino D14/320
6,023,254 A * 2/2000 Johnson G06F 1/1616
345/32

6,512,670 B1 * 1/2003 Boehme G06F 1/1616
312/223.2
D679,277 S * 4/2013 Probst D14/440
D688,237 S * 8/2013 Paulhac D14/315
D714,790 S * 10/2014 Probst D14/440
D722,602 S * 2/2015 Schoenith D14/440
9,176,536 B2 * 11/2015 Kerr G06F 1/1616
D753,123 S * 4/2016 Probst D14/440
D764,473 S * 8/2016 Ahee D14/440
9,433,111 B2 * 8/2016 Myung H05K 5/0017
(Continued)

Primary Examiner — Garth Rademaker
Assistant Examiner — Katie Stofko Mroccka
(74) *Attorney, Agent, or Firm* — Birch, Stewart, Kolasch & Birch, LLP

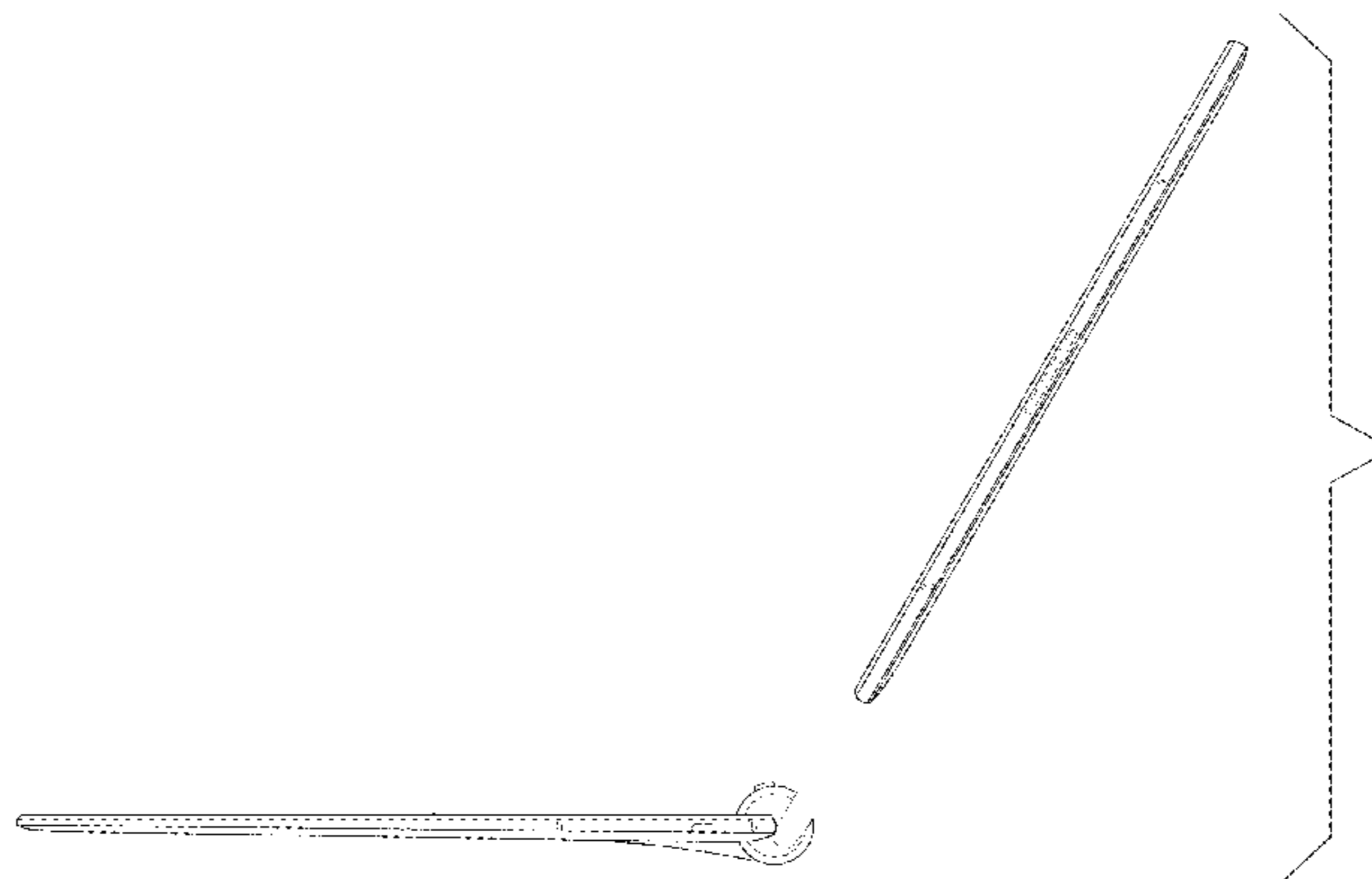

(57) **CLAIM**

The ornamental design for a tablet computer, as shown and described.

DESCRIPTION

FIG. 1 is a perspective view of a tablet computer showing our new design;
FIG. 2 is a front view thereof;
FIG. 3 is a rear view thereof;
FIG. 4 is a left side view thereof;
FIG. 5 is a right side view thereof;
FIG. 6 is a top plan view thereof;
FIG. 7 is a bottom plan view thereof;
FIG. 8 is another perspective view thereof, showing the tablet computer in an open position; and,
FIG. 9 is a right side elevation view showing the tablet computer in an open position and showing the tablet portion detached from the keyboard portion.
The broken lines depict portions of the tablet computer that form no part of the claimed design.

1 Claim, 7 Drawing Sheets



(56)

References Cited

U.S. PATENT DOCUMENTS

D766,233 S * 9/2016 Lam D14/315
D766,887 S * 9/2016 Moon D14/318

* cited by examiner

FIG. 1

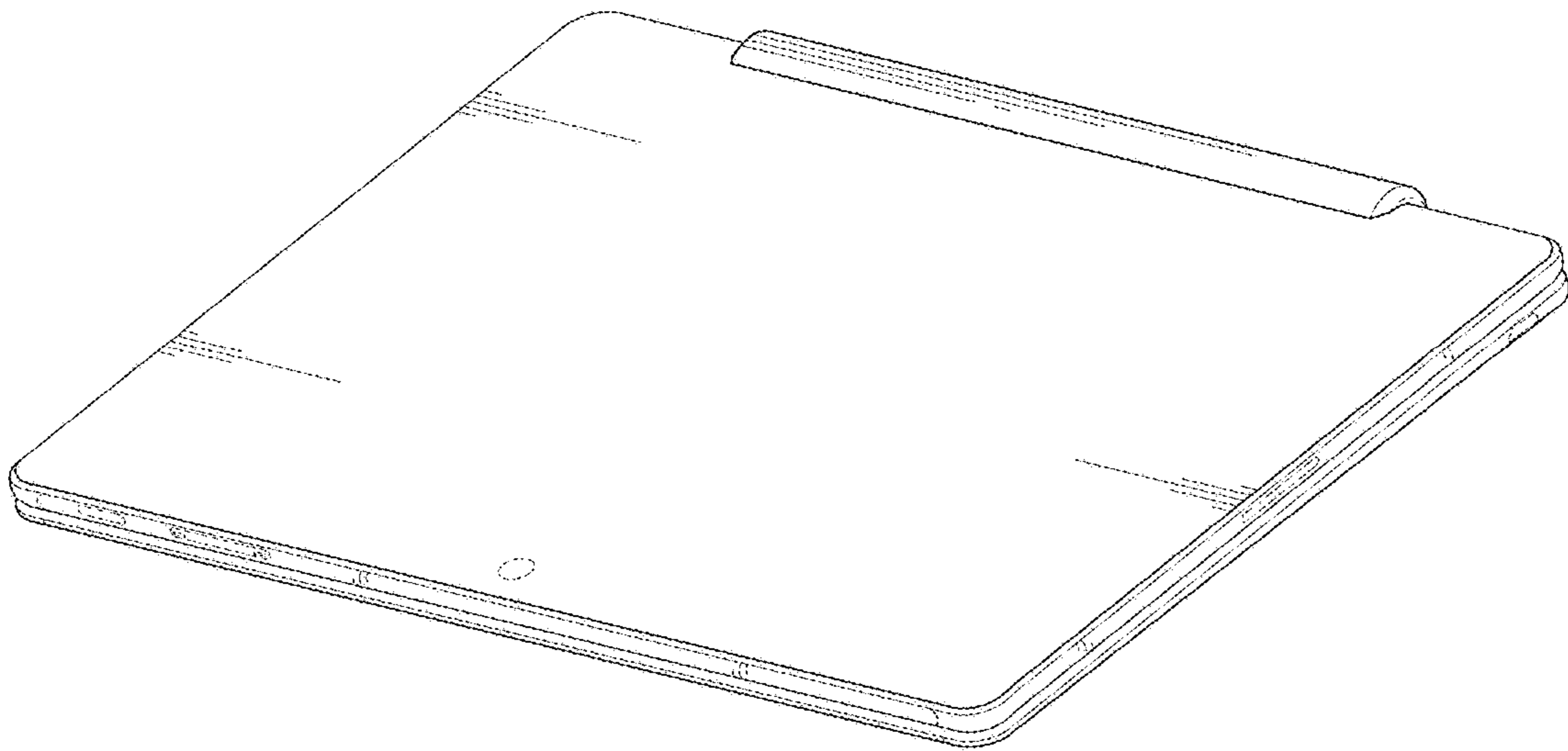


FIG. 2




FIG. 3




FIG. 4




FIG. 5

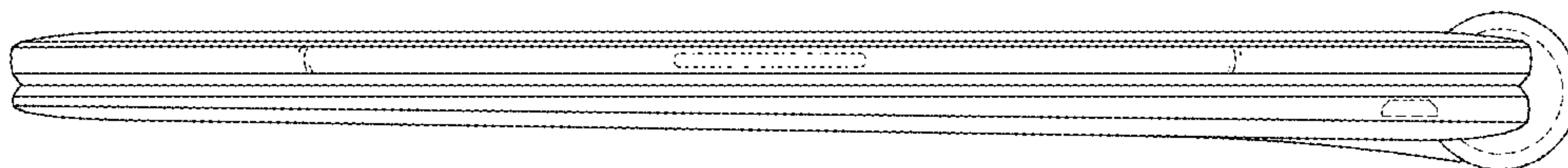


FIG. 6

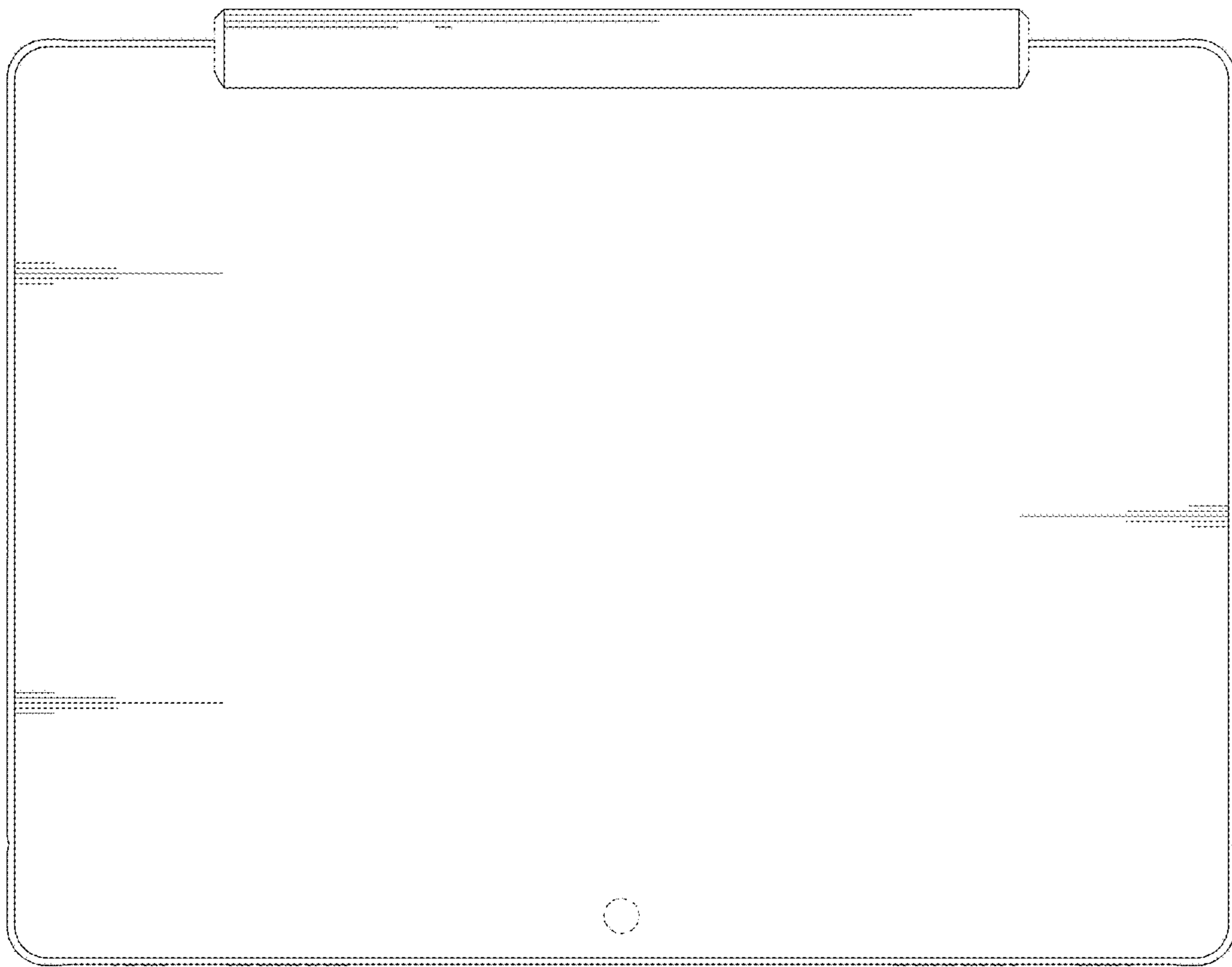


FIG. 7

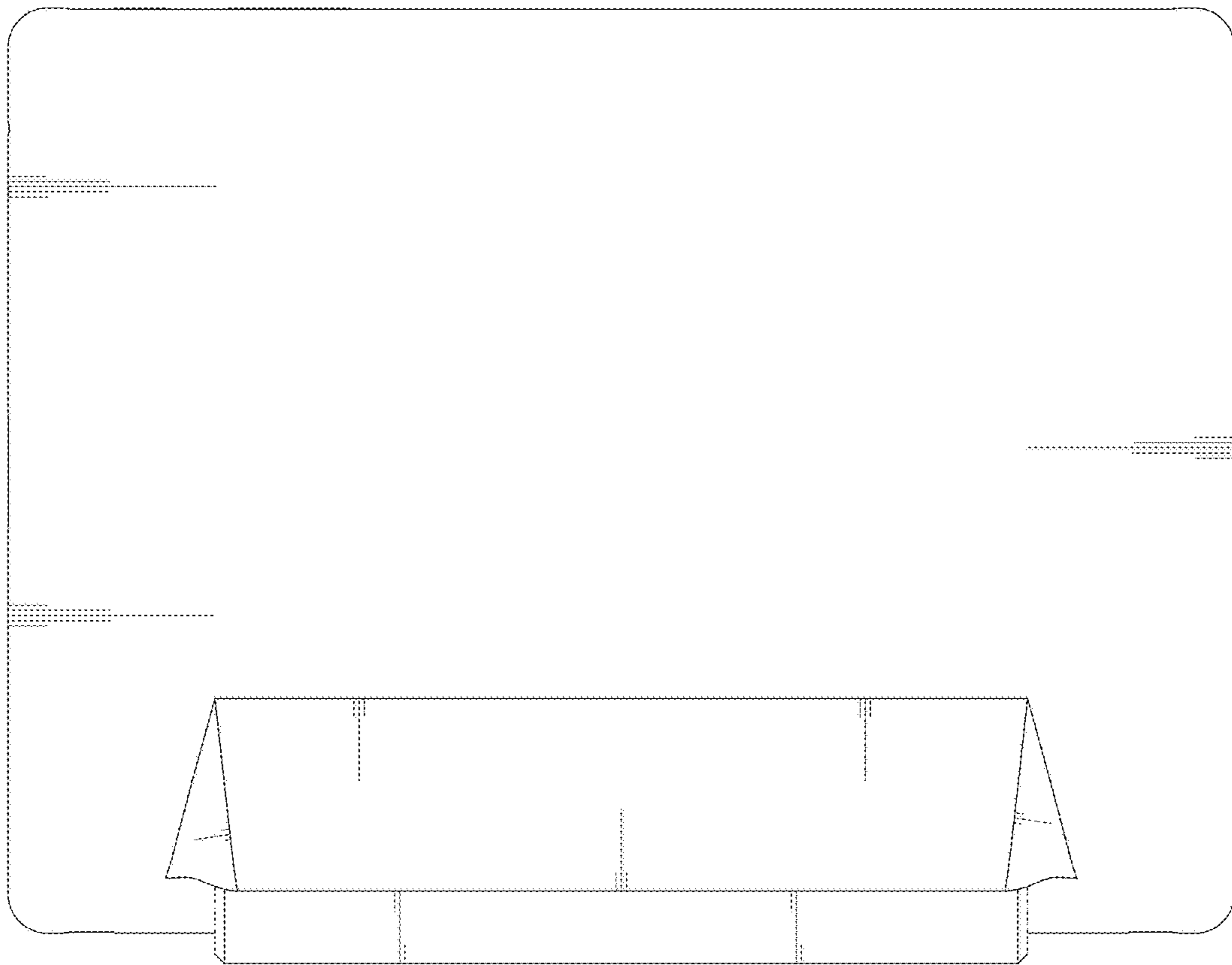


FIG. 8

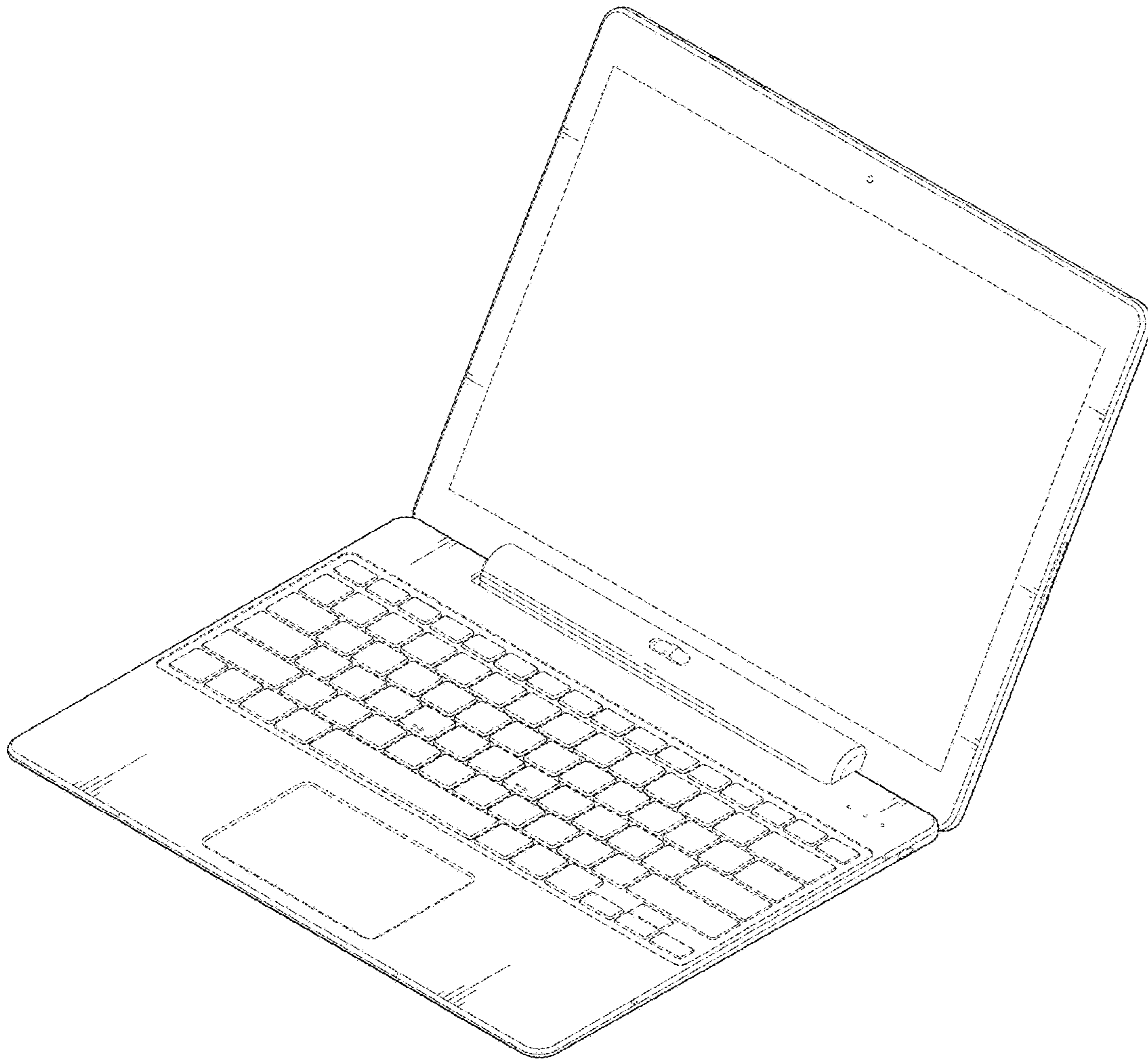


FIG. 9

