



US00D788769S

(12) **United States Design Patent**
Park et al.

(10) **Patent No.:** **US D788,769 S**
(45) **Date of Patent:** **** Jun. 6, 2017**

(54) **TABLET COMPUTER**

(71) Applicant: **LG ELECTRONICS INC.**, Seoul (KR)

(72) Inventors: **Seala Park**, Seoul (KR); **Hyunwoo Yoo**, Seoul (KR); **Chanwoo Park**, Seoul (KR)

(73) Assignee: **LG ELECTRONICS INC.**, Seoul (KR)

(**) Term: **15 Years**

(21) Appl. No.: **29/535,600**

(22) Filed: **Aug. 7, 2015**

(30) **Foreign Application Priority Data**

Feb. 9, 2015 (KR) 30-2015-0006905

(51) **LOC (10) Cl.** **14-02**

(52) **U.S. Cl.**
USPC **D14/341**

(58) **Field of Classification Search**

USPC D14/341-347, 137, 138 R, 138 AA, D14/138 C, 138 G, 496, 203.1, 203.3, D14/203.4, 203.7, 129, 130, 147, 218, D14/248, 389, 388, 426, 420, 440; D10/65, 104.1; D18/6, 7; D21/324, 329, D21/330; 455/556.1, 556.2, 566, 575.1, 455/90.3; 379/433.04, 433.01, 433.06, 379/916; 345/173, 901, 905; 361/679.26, 670.3, 679.55, 679.56
CPC H04M 1/00; H04M 11/066; H04M 1/2478; H04M 1/72519; H04M 2201/38; H04M 2250/22; G06F 15/00

See application file for complete search history.

(56) **References Cited**

U.S. PATENT DOCUMENTS

5,196,993 A * 3/1993 Herron F16M 11/10 248/923
7,447,007 B2 * 11/2008 Jeun G06F 1/1615 361/679.55

D584,304 S * 1/2009 Lin D14/138 AB
D598,447 S * 8/2009 Hamada D14/345
D672,353 S * 12/2012 Liu D14/440
D691,127 S * 10/2013 Wu D14/315
D693,821 S * 11/2013 Bates D14/440
D706,766 S * 6/2014 Lee D14/316
D712,896 S * 9/2014 Lee D14/316
9,013,866 B2 * 4/2015 Yu G06F 1/1637 248/278.1
9,141,136 B2 * 9/2015 Shulenberger G06F 1/162
9,405,325 B2 * 8/2016 Kim G06F 1/1681
2014/0085795 A1 * 3/2014 Xia G06F 1/162 361/679.09

* cited by examiner

Primary Examiner — Garth Rademaker

Assistant Examiner — Katie Stofko Mrocza

(74) *Attorney, Agent, or Firm* — Birch, Stewart, Kolasch & Birch, LLP

(57) **CLAIM**

The ornamental design for a tablet computer, as shown and described.

DESCRIPTION

FIG. 1 is a perspective view of a tablet computer showing our new design;
FIG. 2 is a front view thereof;
FIG. 3 is a rear view thereof;
FIG. 4 is a left side view thereof;
FIG. 5 is a right side view thereof;
FIG. 6 is a top plan view thereof;
FIG. 7 is a bottom plan view thereof; and,
FIG. 8 is a perspective view thereof showing the state that the tablet computer has been unfolded.
The broken lines depict portions of the tablet computer that form no part of the claimed design.

1 Claim, 6 Drawing Sheets

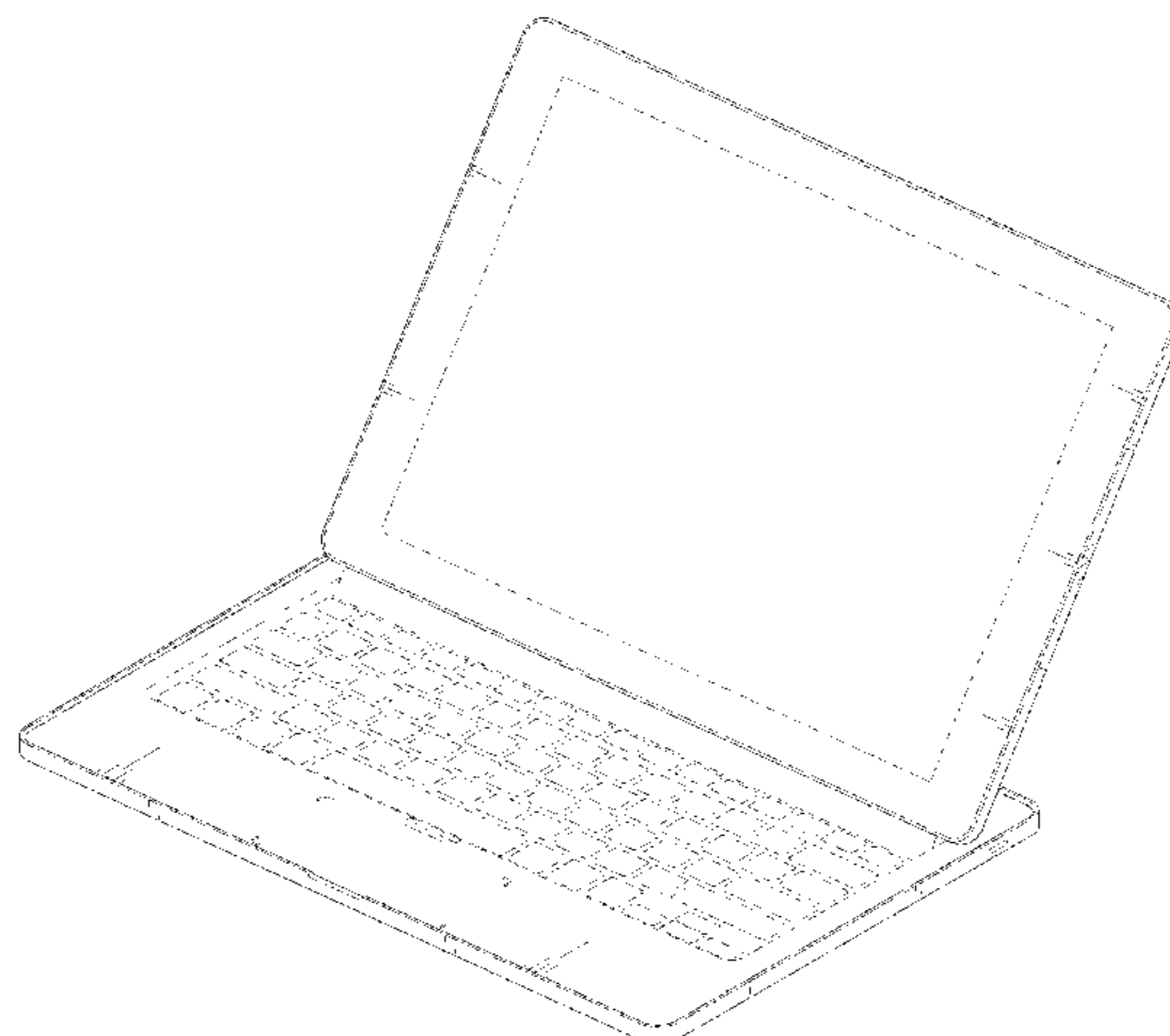


FIG. 1

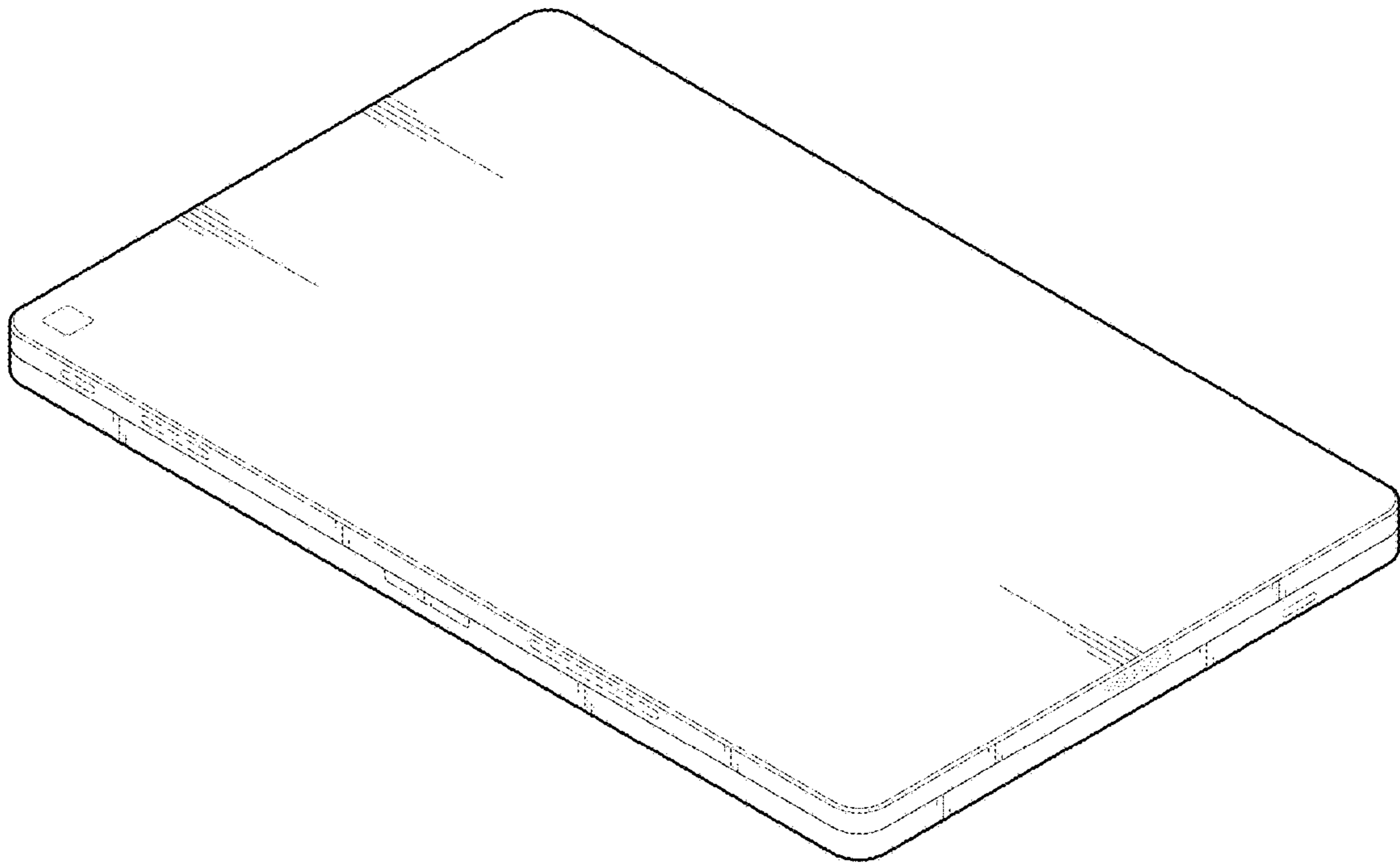


FIG. 2




FIG. 3




FIG. 4




FIG. 5

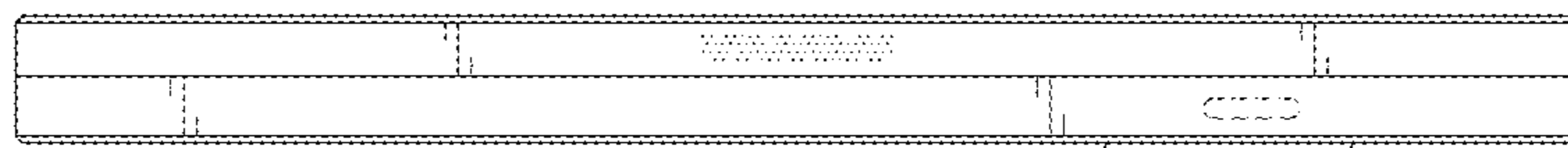


FIG. 6



FIG. 7




FIG. 8

