



US00D788743S

(12) **United States Design Patent**  
**Cha et al.**

(10) **Patent No.:** **US D788,743 S**  
(45) **Date of Patent:** **\*\* Jun. 6, 2017**

(54) **REMOTE CONTROL**

D752,554 S \* 3/2016 Valeur ..... D14/218  
D760,699 S \* 7/2016 Peh ..... D14/218  
D765,622 S \* 9/2016 Chong ..... D14/218

(71) Applicant: **LG ELECTRONICS INC.**, Seoul (KR)

(72) Inventors: **Hyunbyung Cha**, Seoul (KR);  
**Byungmu Huh**, Seoul (KR)

(73) Assignee: **LG ELECTRONICS INC.**, Seoul (KR)

(\*\*) Term: **15 Years**

(21) Appl. No.: **29/551,970**

(22) Filed: **Jan. 19, 2016**

(30) **Foreign Application Priority Data**

Jul. 20, 2015 (KR) ..... 30-2015-0036403

(51) **LOC (10) Cl.** ..... **14-03**

(52) **U.S. Cl.**  
USPC ..... **D14/218**

(58) **Field of Classification Search**  
USPC ..... D14/137, 138, 139, 140, 174, 217–218,  
D14/240, 247, 388, 389, 390, 396, 511;  
D13/162, 163, 164, 168; D21/516, 517  
CPC ..... G08C 17/02; G08C 19/12; G08C 23/04  
See application file for complete search history.

(56) **References Cited**

**U.S. PATENT DOCUMENTS**

D555,643 S \* 11/2007 Arbisi ..... D14/247  
D583,363 S \* 12/2008 Song ..... D13/168  
D637,179 S \* 5/2011 Chiu ..... D14/218  
D665,779 S \* 8/2012 Olufemi ..... D14/218  
D692,417 S \* 10/2013 Tu ..... D14/218  
D697,055 S \* 1/2014 McManigal ..... D14/218  
D697,499 S \* 1/2014 McManigal ..... D14/218  
D702,213 S \* 4/2014 Chen ..... D14/218  
D703,187 S \* 4/2014 Maier ..... D14/218  
D730,874 S \* 6/2015 McManigal ..... D14/218

**OTHER PUBLICATIONS**

<https://www.amazon.com/RRC-Universal-Remote-Control-Smart/dp/B01LX5UASY/>—Published Sep. 12, 2016.\*  
<https://www.amazon.com/LG-AKB72914207-AKB72914003-AKB72914240-CONTROL-Same/dp/B00RKL57YQ/>—Published Dec. 29, 2014.\*  
<https://www.amazon.com/Samsung-BN59-01178W-Remote-Control/dp/B00P311V6I/>—Published Oct. 31, 2014.\*

\* cited by examiner

*Primary Examiner* — Manpreet Matharu  
*Assistant Examiner* — Mojtaba Tehrani  
(74) *Attorney, Agent, or Firm* — Birch, Stewart, Kolasch & Birch, LLP

(57) **CLAIM**

The ornamental design for a remote control, as shown and described.

**DESCRIPTION**

FIG. 1 is a front, right side, perspective view of a remote control showing our new design;  
FIG. 2 is a front view thereof;  
FIG. 3 is a rear view thereof;  
FIG. 4 is a left side view thereof;  
FIG. 5 is a right side view thereof;  
FIG. 6 is a top view thereof; and,  
FIG. 7 is a bottom view thereof.  
The broken lines shown are included for the purpose of illustrating unclaimed portions of the remote control and form no part of the claimed design.

**1 Claim, 6 Drawing Sheets**

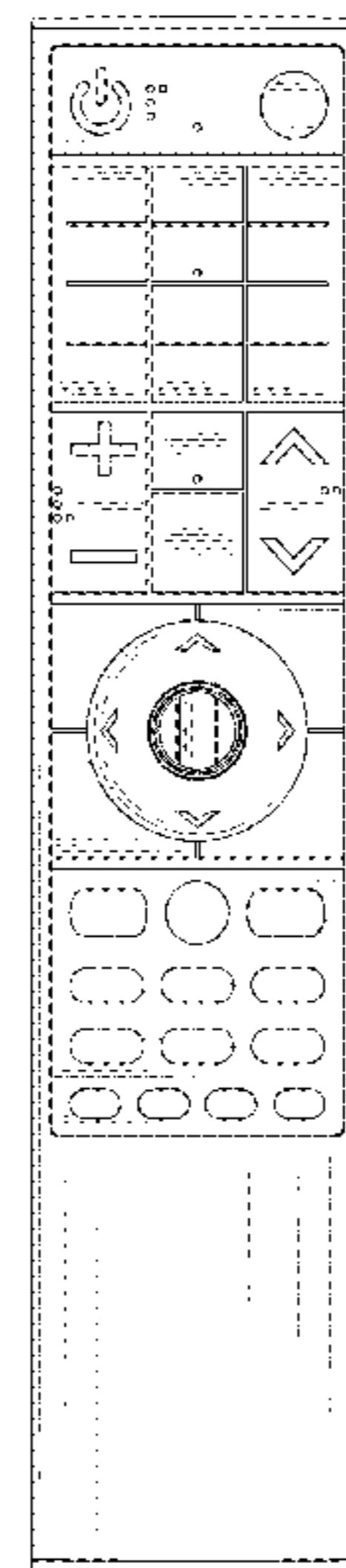
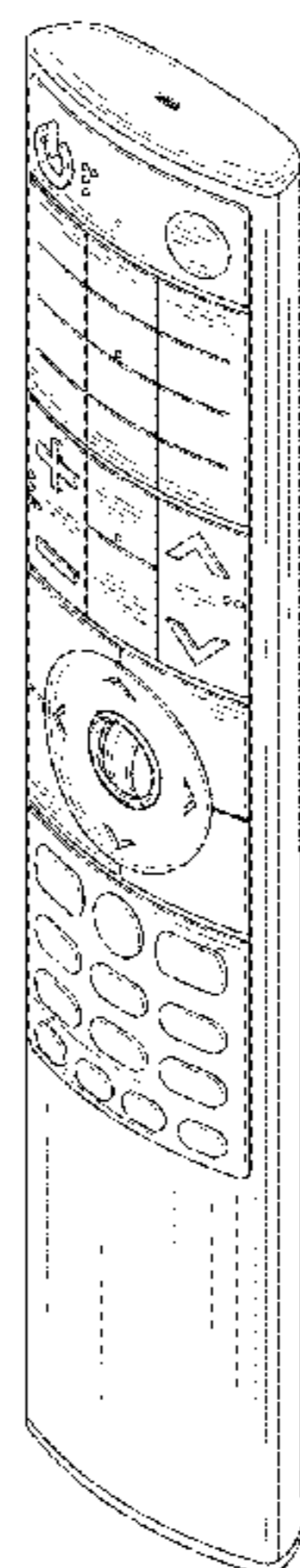


FIG. 1

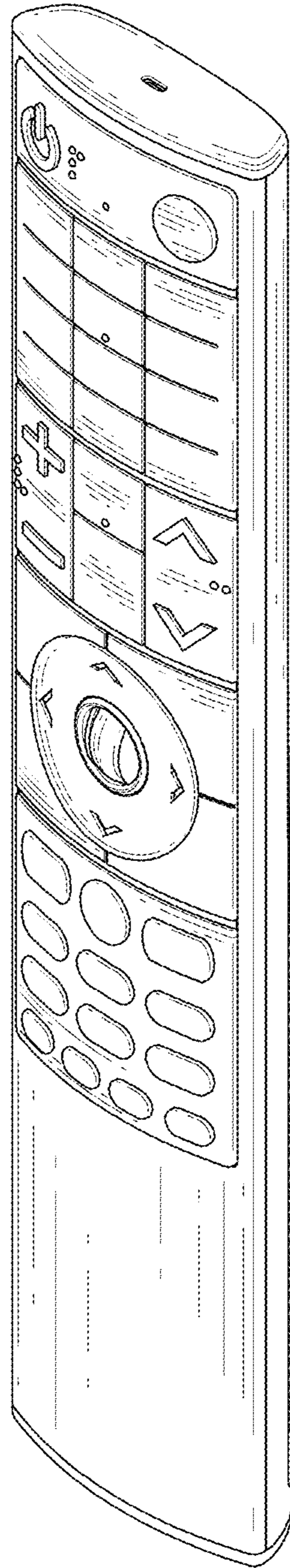


FIG. 2

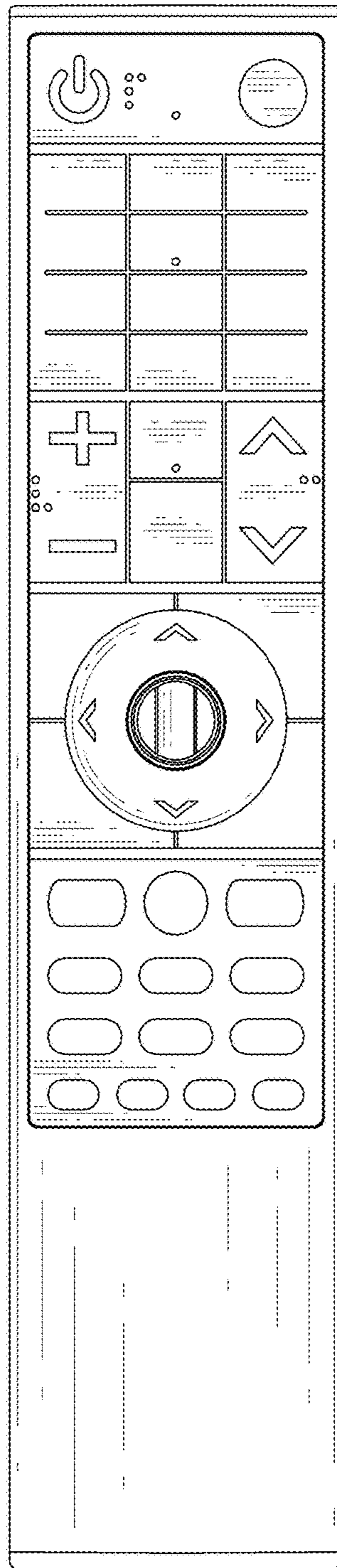


FIG. 3






FIG. 4

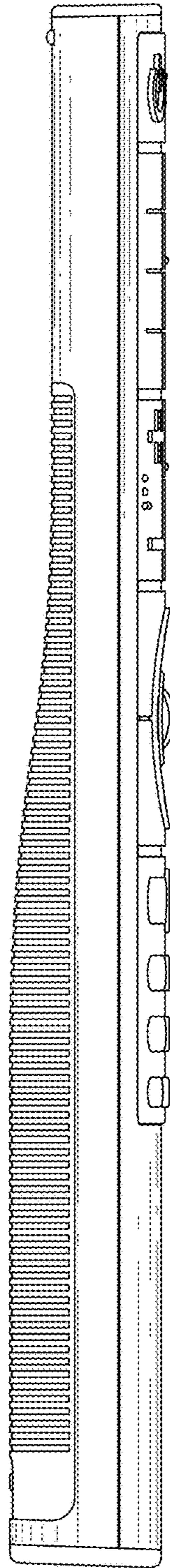


FIG. 5

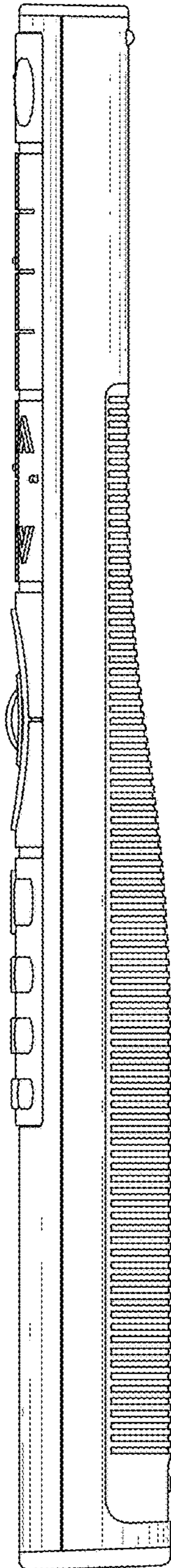


FIG. 6

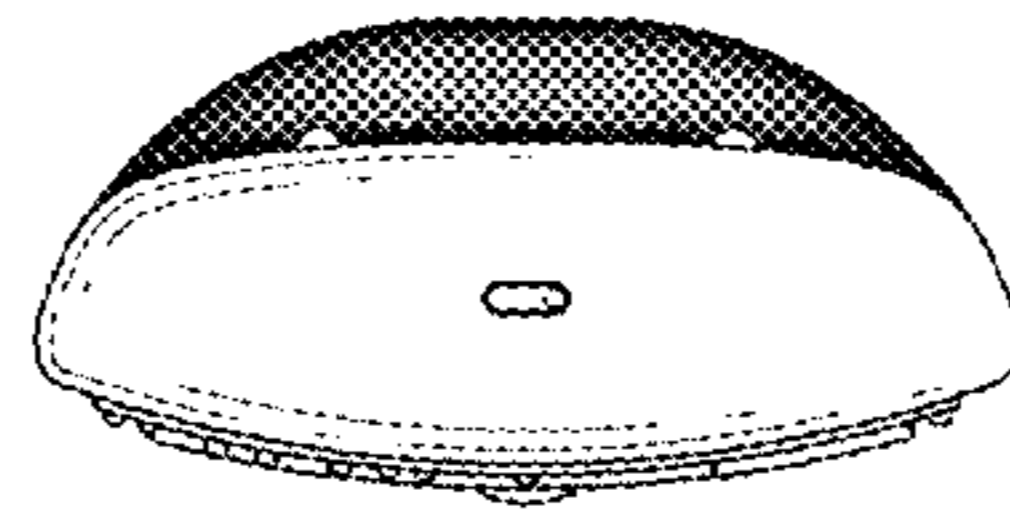


FIG. 7

