



US00D788738S

(12) **United States Design Patent**  
**Kim**

(10) **Patent No.:** **US D788,738 S**  
(45) **Date of Patent:** **\*\* Jun. 6, 2017**

- (54) **WEARABLE SPEAKERS**
- (71) Applicant: **MobileMan USA LLC**, Brooklyn, NY (US)
- (72) Inventor: **Michael Kim**, Seoul (KR)
- (73) Assignee: **MOBILEMAN USA LLC**, Brooklyn, NY (US)
- (\*\*) Term: **15 Years**
- (21) Appl. No.: **29/548,975**
- (22) Filed: **Dec. 18, 2015**
- (51) **LOC (10) Cl.** ..... **14-01**
- (52) **U.S. Cl.**  
USPC ..... **D14/172**; D14/203.3; D14/221
- (58) **Field of Classification Search**  
USPC .... D14/204, 218, 172, 210–216, 209.1, 496, D14/497, 137, 168, 181, 185, 188, 299, D14/203.1–203.8, 221; 181/143, 147, 181/148, 150, 153, 157, 198, 199, 166, 181/144; 381/300–303, 306, 332, 333, 381/336, 345, 361–364, 370, 386–388; 455/344–351; 84/609–614, 634–638; 434/307 A, 307 R, 309, 318; 352/1, 6–10  
CPC ..... H04R 1/02; H04R 1/023; H04R 1/026; H04R 1/30; H04R 3/00; H04R 9/06; H04R 11/02; H04R 19/02  
See application file for complete search history.

- D354,958 S \* 1/1995 Grasso ..... D14/205
- D357,916 S \* 5/1995 Covington ..... D14/205
- 5,617,477 A \* 4/1997 Boyden ..... H04R 3/12  
381/309
- D383,136 S \* 9/1997 Leifer ..... D14/205
- 6,301,367 B1 \* 10/2001 Boyden ..... A42B 1/245  
2/209
- 7,035,422 B1 \* 4/2006 Wiener ..... H04R 1/025  
381/301
- 8,175,316 B2 \* 5/2012 Yamagishi ..... H04R 1/2819  
381/309
- 8,213,666 B2 \* 7/2012 Groesch ..... H04R 1/1091  
381/376
- 8,452,039 B2 \* 5/2013 Wright ..... H04R 1/105  
381/370
- 8,774,420 B2 \* 7/2014 Belafonte ..... H04R 1/2811  
381/182
- 8,818,013 B2 \* 8/2014 Tse ..... H04R 5/023  
381/334

\* cited by examiner

*Primary Examiner* — Prabhakar Deshmukh  
(74) *Attorney, Agent, or Firm* — Evergreen Valley Law Group; Kanika Radhakrishnan

(57) **CLAIM**

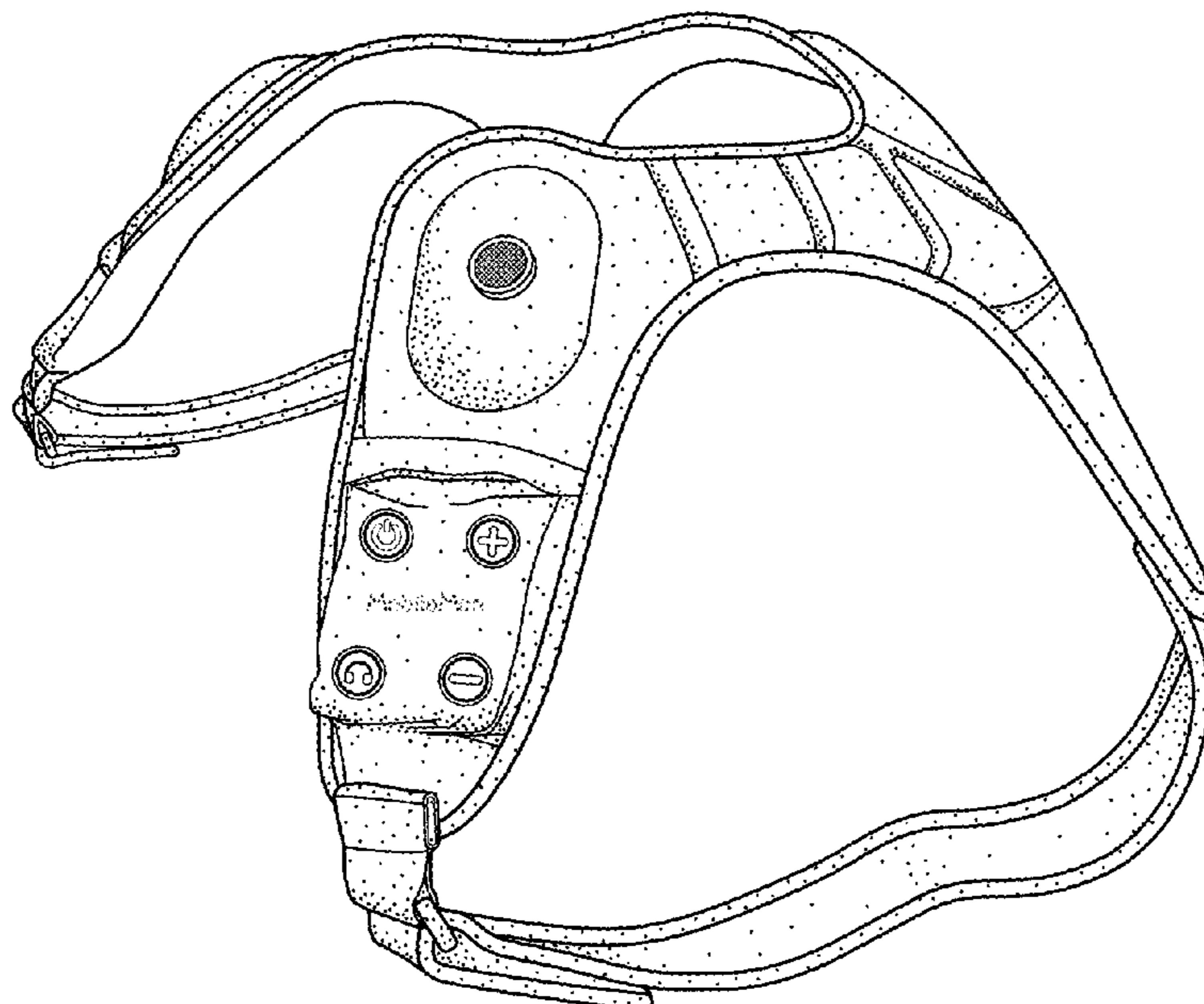
The ornamental design for wearable speakers, as shown and described.

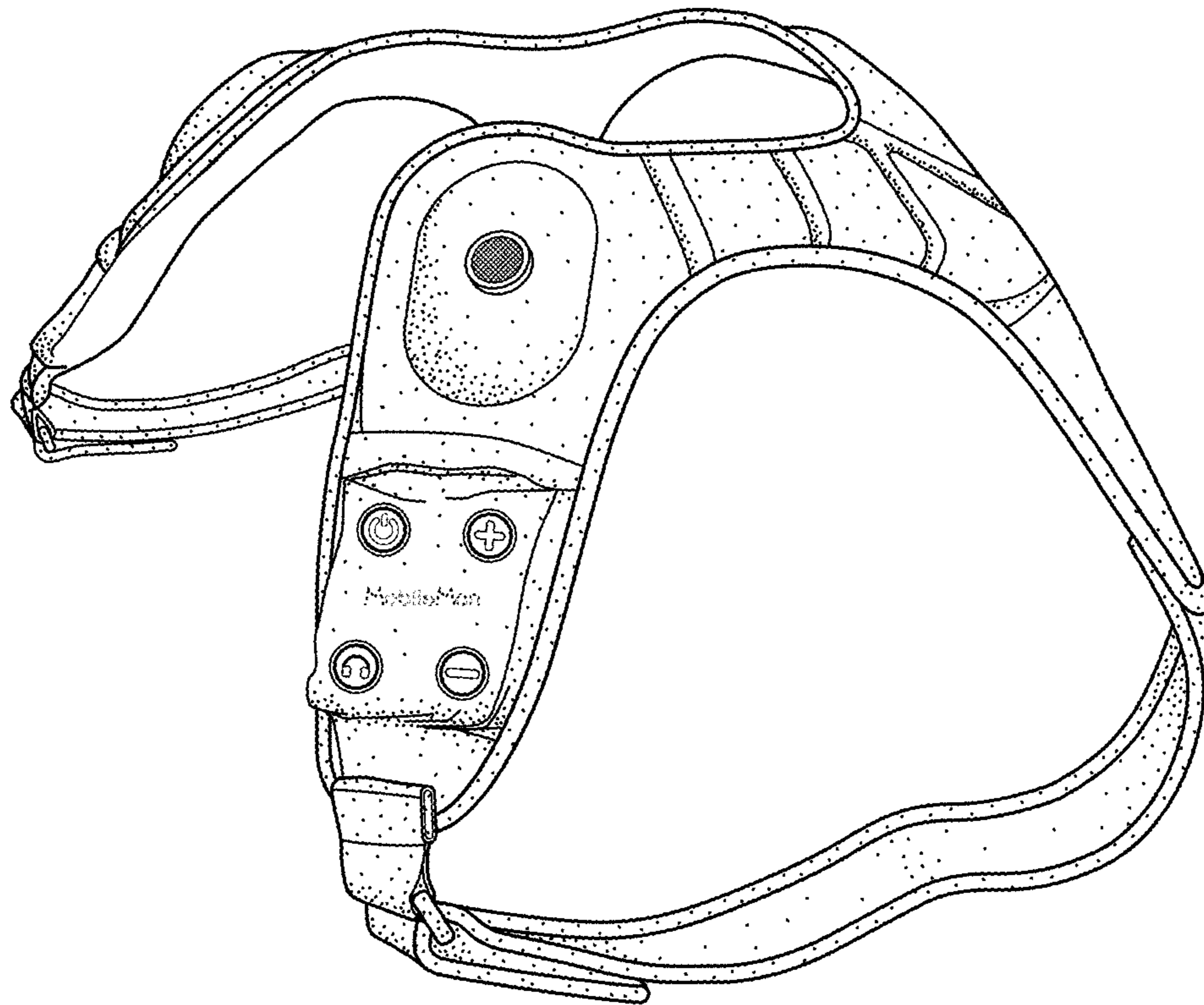
**DESCRIPTION**

FIG. 1 is a front, top and right perspective view of a wearable speakers showing my new design;  
FIG. 2 is a front, top and left perspective view thereof;  
FIG. 3 is a bottom plan view thereof; and,  
FIG. 4 is a top plan view thereof.

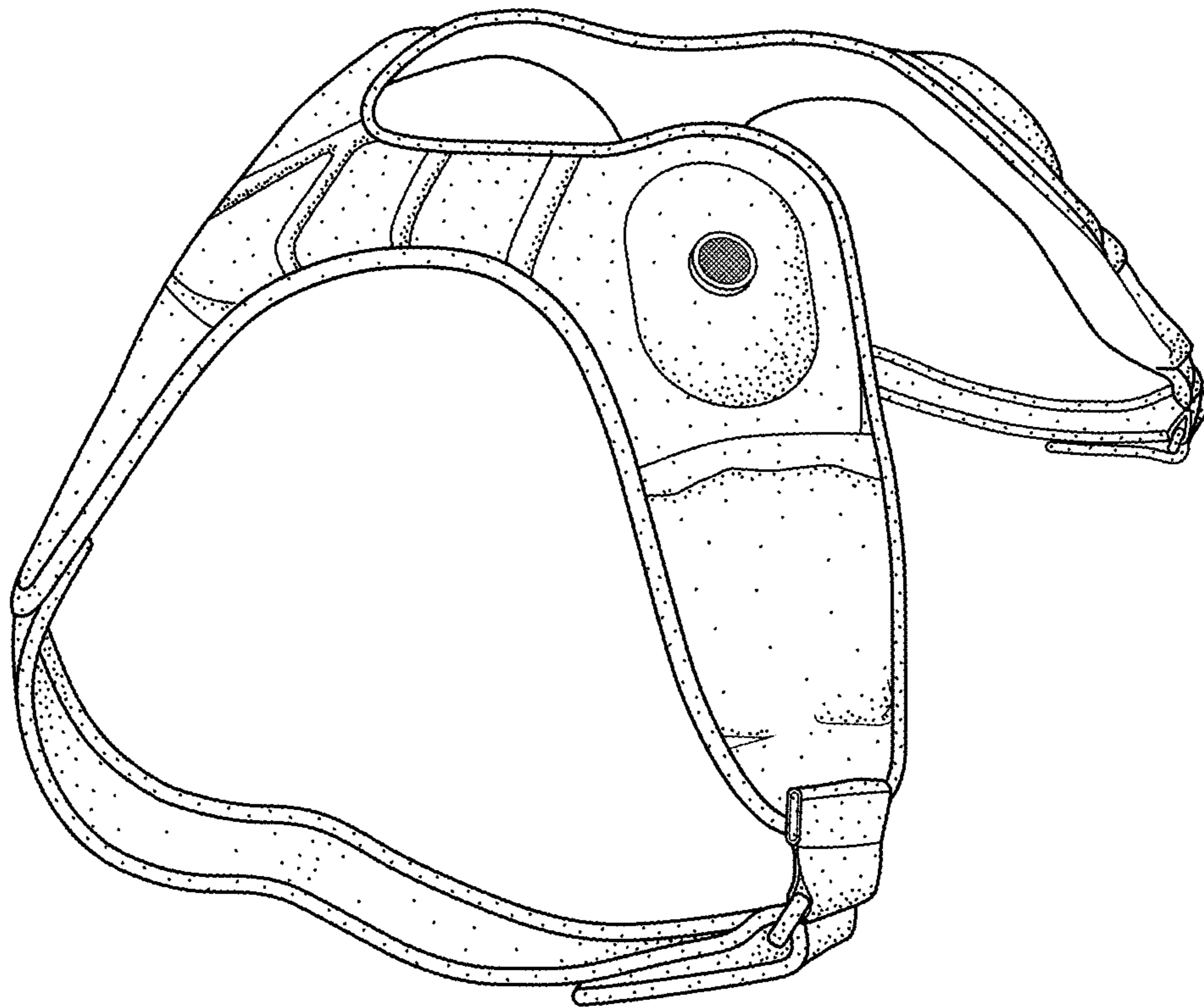
**1 Claim, 4 Drawing Sheets**

- (56) **References Cited**  
U.S. PATENT DOCUMENTS  
4,890,688 A \* 1/1990 Baker ..... A61F 11/008  
181/129  
D316,861 S \* 5/1991 Yoda ..... D14/205





**FIG. 1**



**FIG. 2**

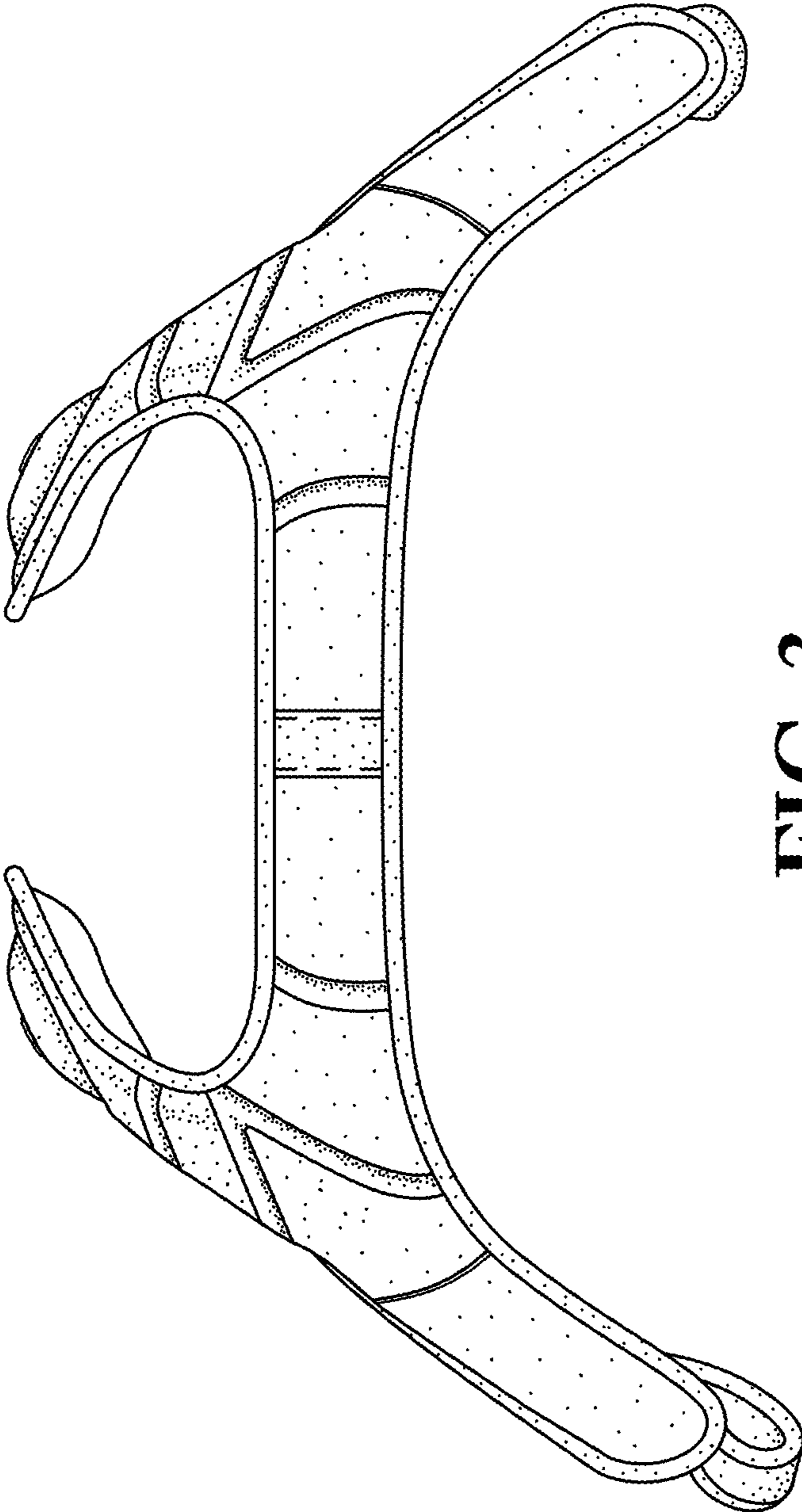


FIG. 3

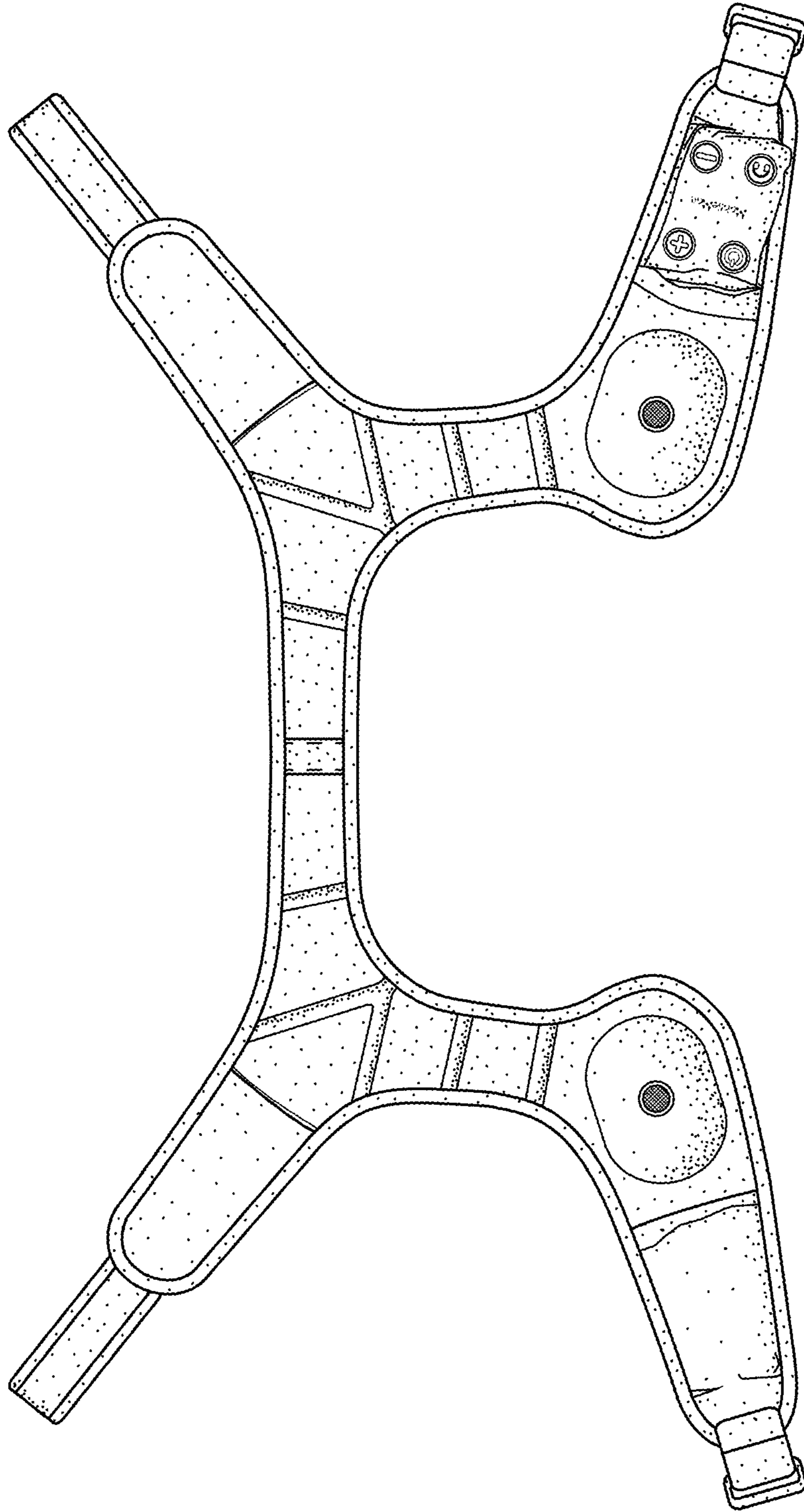


FIG. 4