



US00D788731S

(12) **United States Design Patent** (10) **Patent No.:** **US D788,731 S**
Park et al. (45) **Date of Patent:** **** Jun. 6, 2017**

(54) **MOBILE PHONE**

(56) **References Cited**

(71) Applicant: **LG ELECTRONICS INC.**, Seoul (KR)

U.S. PATENT DOCUMENTS

(72) Inventors: **Soonhyun Park**, Seoul (KR);
Cheolwoong Shin, Seoul (KR);
Hongsik Kim, Seoul (KR); **Jinki Min**,
Seoul (KR); **Seunghwan Song**, Seoul
(KR); **Byunghyun Yi**, Seoul (KR);
Jiyoun Cha, Seoul (KR)

D448,744 S	*	10/2001	Yu	D14/138 AA
D464,963 S	*	10/2002	Nishida	D14/346
D479,234 S	*	9/2003	Tanaka	D14/346
D479,235 S	*	9/2003	Tanaka	D14/346
D496,644 S	*	9/2004	Yoo	D14/138 AD
D515,536 S	*	2/2006	Lee	D14/138 AA
D518,806 S	*	4/2006	Husgafvel	D14/138 AA
D521,481 S	*	5/2006	Shin	D14/138 AB
D697,507 S	*	1/2014	Yu	D14/341
D771,026 S	*	11/2016	Min	D14/138 C

(73) Assignee: **LG ELECTRONICS INC.**, Seoul (KR)

* cited by examiner

(**) Term: **15 Years**

Primary Examiner — Cathron Brooks

Assistant Examiner — Aula Soroush

(21) Appl. No.: **29/534,390**

(74) *Attorney, Agent, or Firm* — Birch, Stewart, Kolasch & Birch, LLP

(22) Filed: **Jul. 28, 2015**

(57) **CLAIM**

The ornamental design for a mobile phone, as shown and described.

(30) **Foreign Application Priority Data**

DESCRIPTION

Jan. 29, 2015 (KR) 30-2015-0004942

(51) **LOC (10) Cl.** **14-03**

(52) **U.S. Cl.**

USPC **D14/138 G; D14/138 C**

(58) **Field of Classification Search**

USPC ... D14/138 G, 138 AD, 138 R, 203.1, 203.3,
D14/203.5, 203.7, 218, 248, 341, 439,
D14/496, 250, 138 C, 138 AA; D21/329,
D21/517; D13/168

CPC G06F 1/1626; G06F 1/1652; G09F 9/301;
H04M 2250/22; H01L 2251/5338

See application file for complete search history.

FIG. 1 is a perspective view of a mobile phone showing our new design;

FIG. 2 is a front view thereof;

FIG. 3 is a rear view thereof;

FIG. 4 is a left side view thereof;

FIG. 5 is a right side view thereof;

FIG. 6 is a top plan view thereof;

FIG. 7 is a bottom plan view thereof; and,

FIG. 8 is a rear perspective view thereof.

The broken lines depict portions of the mobile phone that form no part of the claimed design.

1 Claim, 7 Drawing Sheets

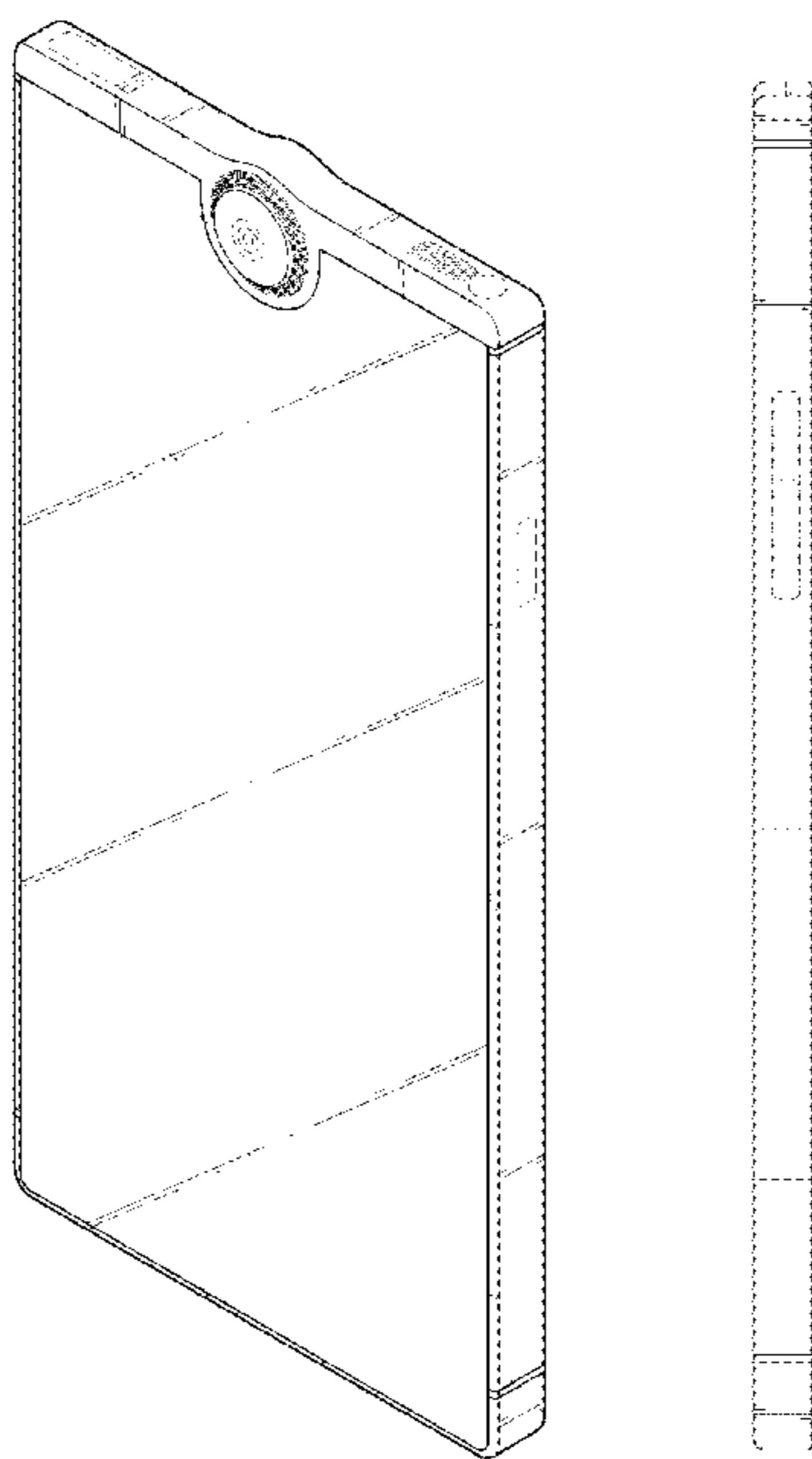


FIG. 1

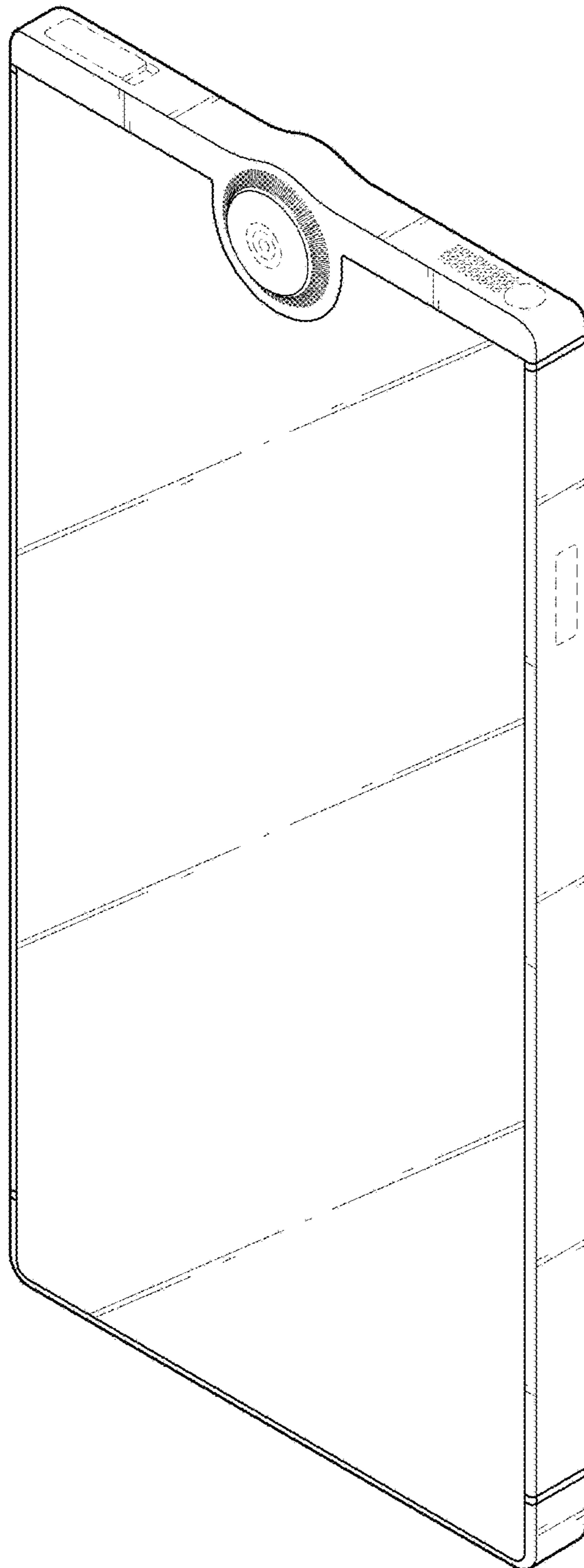


FIG. 2




FIG. 3




FIG. 4




FIG. 5




FIG. 6

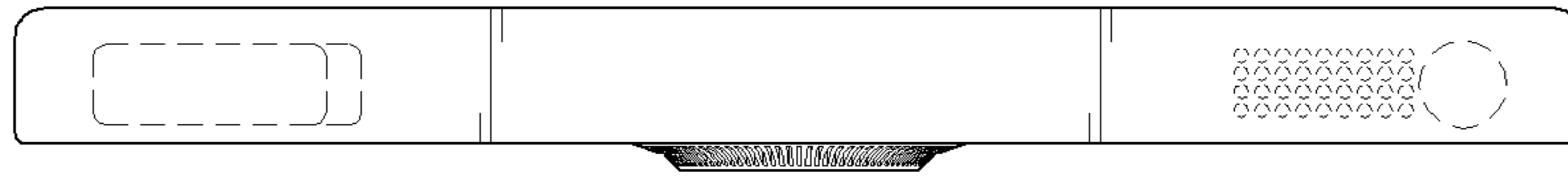


FIG. 7

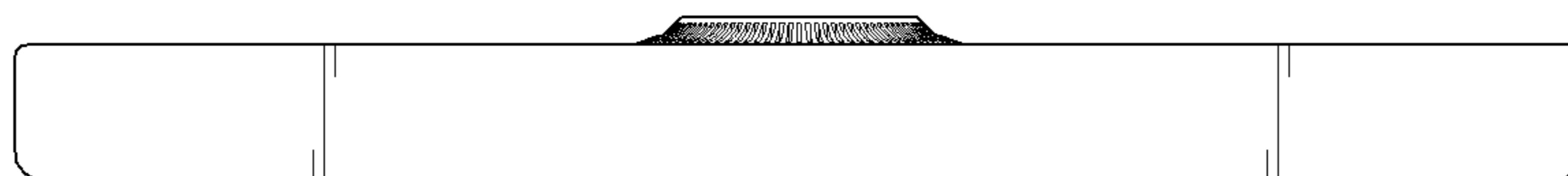


FIG. 8

