



US00D788729S

(12) **United States Design Patent** (10) **Patent No.:** **US D788,729 S**
Park et al. (45) **Date of Patent:** **** Jun. 6, 2017**

(54) **MOBILE PHONE** D646,661 S * 10/2011 Kim D14/138 AD
 D703,178 S * 4/2014 Park D14/138 G
 (71) Applicant: **LG Electronics Inc.**, Seoul (KR) D703,632 S * 4/2014 Lim D14/138 G
 D718,268 S * 11/2014 Wu D14/138 G
 (72) Inventors: **Soonhyun Park**, Seoul (KR); D722,582 S * 2/2015 Kim D14/138 G
Cheolwoong Shin, Seoul (KR); D730,859 S * 6/2015 Kaneta D14/138 G
Hongsik Kim, Seoul (KR); **Jinki Min**, D749,534 S * 2/2016 Liu D14/138 G
 Seoul (KR); **Seunghwan Song**, Seoul D749,538 S * 2/2016 Ishida D14/138 G
 (KR); **Byunghyun Yi**, Seoul (KR); D753,101 S * 4/2016 Akana D14/341
Jiyoun Cha, Seoul (KR) D762,207 S * 7/2016 Akana D14/341
 D764,431 S * 8/2016 Hibi D14/138 G
 D767,525 S * 9/2016 Byun D14/138 AB
 D769,209 S * 10/2016 Byun D14/138 AB
 D772,865 S * 11/2016 Akana D14/341

(**) Term: **15 Years**

(21) Appl. No.: **29/528,041**

(22) Filed: **May 26, 2015**

(30) **Foreign Application Priority Data**

Nov. 26, 2014 (KR) 30-2014-0057115

(51) **LOC (10) Cl.** **14-03**

(52) **U.S. Cl.**
USPC **D14/138 AA**

(58) **Field of Classification Search**
USPC ... D14/138 G, 138 R, 138 AD, 203.1, 203.3,
D14/203.4, 203.7, 217, 218, 247, 248,
D14/388, 389, 401, 435, 439, 475, 483
CPC G06F 3/04883; G06F 3/0486; G06F
3/04847; G06F 3/1647; G06F 3/04845
See application file for complete search history.

(56) **References Cited**

U.S. PATENT DOCUMENTS

D629,378 S * 12/2010 Wykes D14/138 AD
D639,770 S * 6/2011 Choi D14/138 AD

* cited by examiner

Primary Examiner — John Windmuller
Assistant Examiner — Benjamin Weeks

(74) *Attorney, Agent, or Firm* — Morgan, Lewis & Bockius LLP

(57) **CLAIM**

The ornamental design for a mobile phone, as shown and described.

DESCRIPTION

FIG. 1 is a perspective view of a mobile phone showing our new design;
FIG. 2 is a front view thereof;
FIG. 3 is a rear view thereof;
FIG. 4 is a left side view thereof;
FIG. 5 is a right side view thereof;
FIG. 6 is a top plan view thereof; and,
FIG. 7 is a bottom plan view thereof.
The broken lines depict portions of the mobile phone that form no part of the claimed design.

1 Claim, 6 Drawing Sheets




FIG. 1

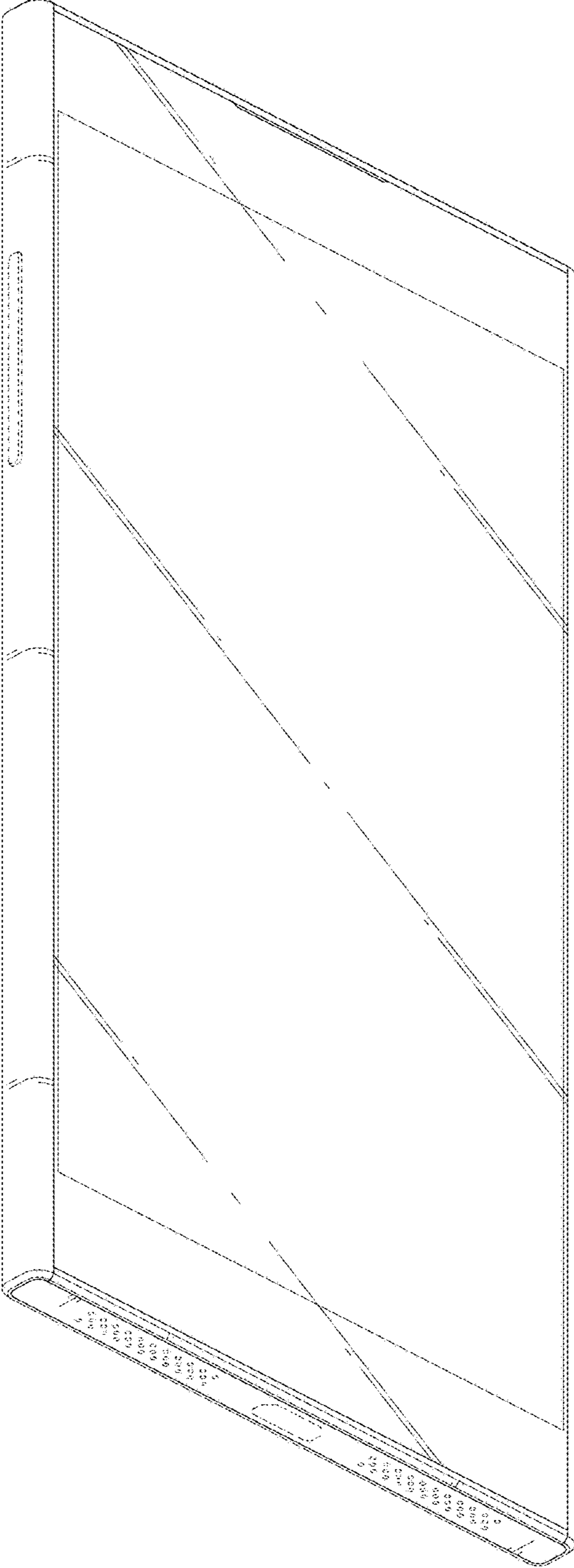


FIG. 2

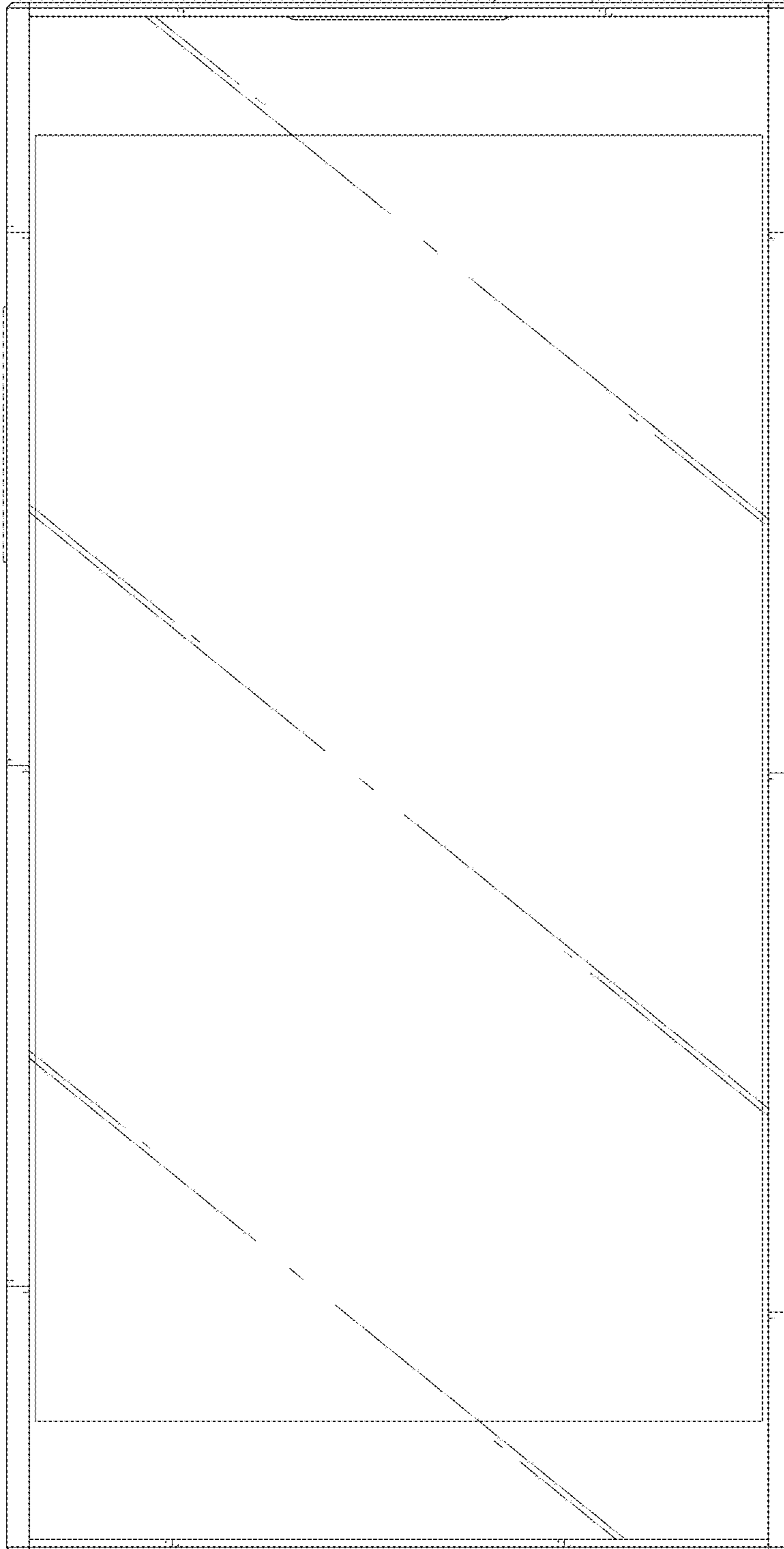


FIG. 3




FIG. 4




FIG. 5




FIG. 6




FIG. 7

