



US00D788723S

(12) **United States Design Patent**  
**Rock et al.**

(10) **Patent No.:** **US D788,723 S**  
(45) **Date of Patent:** **\*\* Jun. 6, 2017**

(54) **SERRATED LIGHT ENGINE AND CIRCUIT BOARD**

D319,629 S \* 9/1991 Hasegawa ..... D13/182  
D319,814 S \* 9/1991 Hasegawa ..... D13/182  
6,163,042 A \* 12/2000 Mizushima ..... H01L 27/0207  
257/202

(71) Applicants: **Ty Rock**, Beverly, MA (US); **Chaim Becerra**, Danvers, MA (US); **Biju Antony**, Lynnfield, MA (US)

(Continued)

**FOREIGN PATENT DOCUMENTS**

(72) Inventors: **Ty Rock**, Beverly, MA (US); **Chaim Becerra**, Danvers, MA (US); **Biju Antony**, Lynnfield, MA (US)

CN 103016977 A 4/2013

**OTHER PUBLICATIONS**

(73) Assignee: **OSRAM SYLVANIA Inc.**, Wilmington, MA (US)

Fortimo LED line systems—Fortimo LED Line 1ft 1250lm 830 SQ HV/LV, Apr. 11, 2014, pp. 1-2, Koninklijke Philips N.V. (Royal Philips), obtained from <http://bekas-electric.com/inc/urunlerpdf.php?file=fb5f57da.pdf&name=Fortimo%20LED%20Line%201ft%201250lm%20830%20SQ%20HV-LV> on Mar. 9, 2016.

(\*\*) Term: **14 Years**

*Primary Examiner* — Elizabeth J Oswecki

(21) Appl. No.: **29/519,316**

(74) *Attorney, Agent, or Firm* — Shaun P. Montana

(22) Filed: **Mar. 4, 2015**

(51) **LOC (10) Cl.** ..... **13-03**

(57) **CLAIM**

(52) **U.S. Cl.**  
USPC ..... **D13/182**

The ornamental design for a serrated light engine and circuit board, as shown and described.

(58) **Field of Classification Search**  
USPC ..... D13/182  
CPC .. H05K 3/30; H05K 3/34; H05K 3/36; H05K 3/361; H05K 3/363; H05K 3/40; H05K 3/4007; H05K 3/403; H05K 3/4092; H05K 3/42; H05K 3/4046; H05K 3/429; H05K 1/00; H05K 1/0213; H05K 1/0215; H05K 1/11; H05K 1/0393; H05K 1/118; H05K 1/111; H05K 1/112; H05K 1/0206; H05K 1/182  
See application file for complete search history.

**DESCRIPTION**

(56) **References Cited**


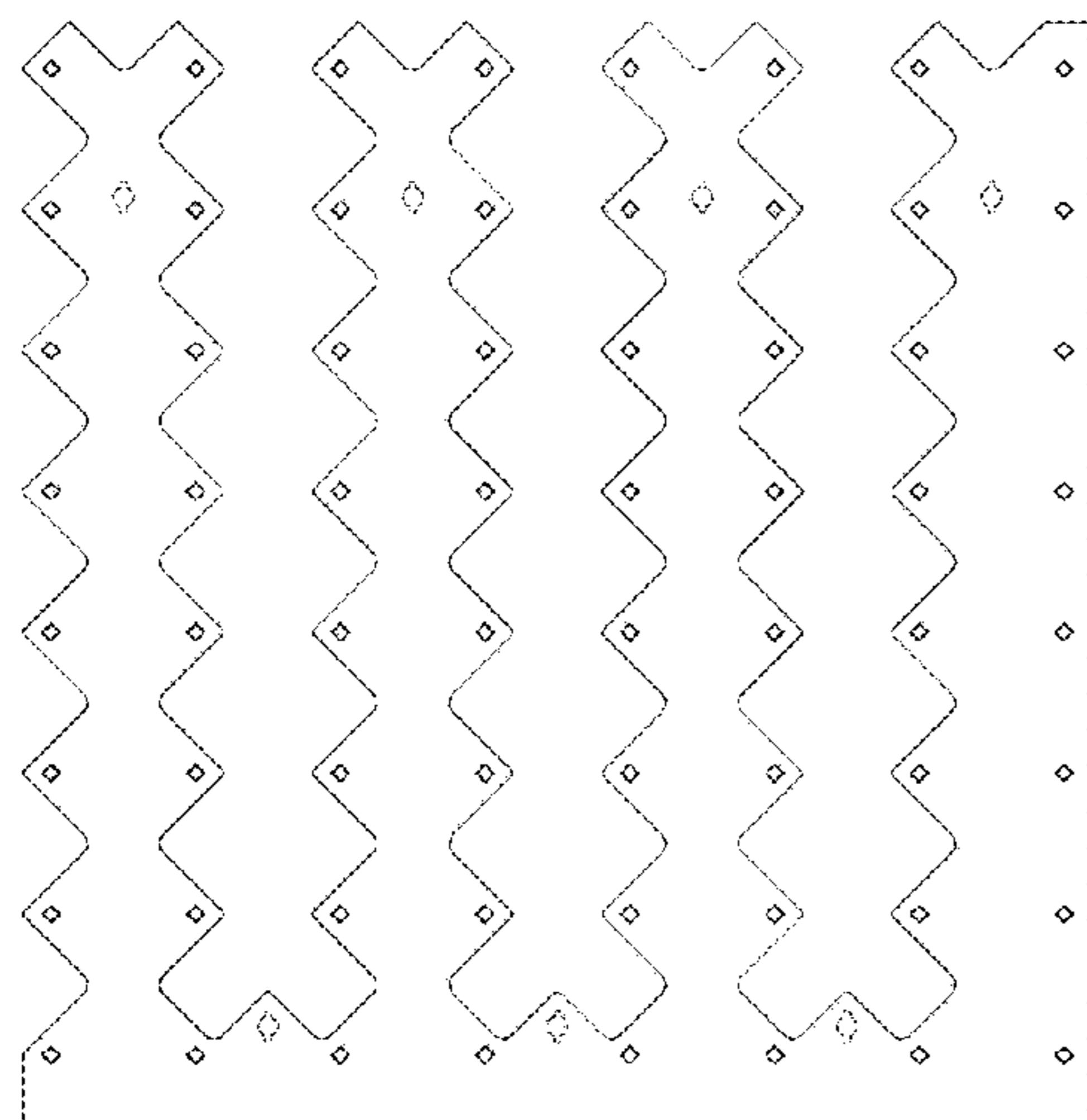
**U.S. PATENT DOCUMENTS**

3,072,734 A \* 1/1963 Fox ..... H02B 1/043  
174/254  
D254,687 S \* 4/1980 Fadler ..... D13/182  
D255,351 S \* 6/1980 Pettijohn ..... D13/182  
D319,045 S \* 8/1991 Hasegawa ..... D13/182

FIG. 1 is a top view of a first embodiment of a serrated light engine and circuit board showing our new design;  
FIG. 2 is a bottom view thereof;  
FIG. 3 is a left perspective view thereof;  
FIG. 4 is a right perspective view thereof;  
FIG. 5 is a side view thereof;  
FIG. 6 is a front view thereof;  
FIG. 7 is a top view of a second embodiment of a serrated light engine and circuit board showing our new design;  
FIG. 8 is a bottom view thereof;  
FIG. 9 is a left perspective view thereof; and,  
FIG. 10 is a right perspective view thereof.

The broken-line disclosure in the views is understood to represent portions of the article in which the claimed design is embodied, but which form no part of the claimed design.

**1 Claim, 10 Drawing Sheets**



(56)

References Cited

U.S. PATENT DOCUMENTS

6,236,279	B1	5/2001	Fujii et al.	
D457,146	S *	5/2002	Yamamoto .....	D13/169
D485,536	S *	1/2004	Dang .....	D13/182
D543,160	S *	5/2007	Mitsui .....	D13/182
D566,060	S *	4/2008	Ohsawa .....	D13/182
D577,691	S *	9/2008	Ohsawa .....	D13/182
D605,613	S *	12/2009	Carter .....	D13/182
D613,690	S *	4/2010	Kuriki .....	D13/133
D615,927	S *	5/2010	Kuriki .....	D13/133
D639,756	S *	6/2011	Greene, Jr. ....	D13/182
D642,546	S *	8/2011	Greene, Jr. ....	D13/182
8,331,105	B2	12/2012	Chikamichi	
D701,182	S *	3/2014	Plant .....	D13/182
D716,743	S *	11/2014	Hu .....	D13/182
D757,666	S *	5/2016	Yokoo .....	D13/182
D764,423	S *	8/2016	Dempster .....	D13/182
2004/0192082	A1 *	9/2004	Wagner .....	H05K 1/0283 439/67
2004/0238819	A1 *	12/2004	Maghribi .....	A61N 1/0551 257/57
2007/0205017	A1 *	9/2007	Takakusaki .....	H05K 3/244 174/260
2008/0080151	A1 *	4/2008	Shimizu .....	H05K 1/0263 361/760
2008/0285241	A1 *	11/2008	Hou .....	H05K 1/0281 361/749

\* cited by examiner




FIG. 1




FIG. 2



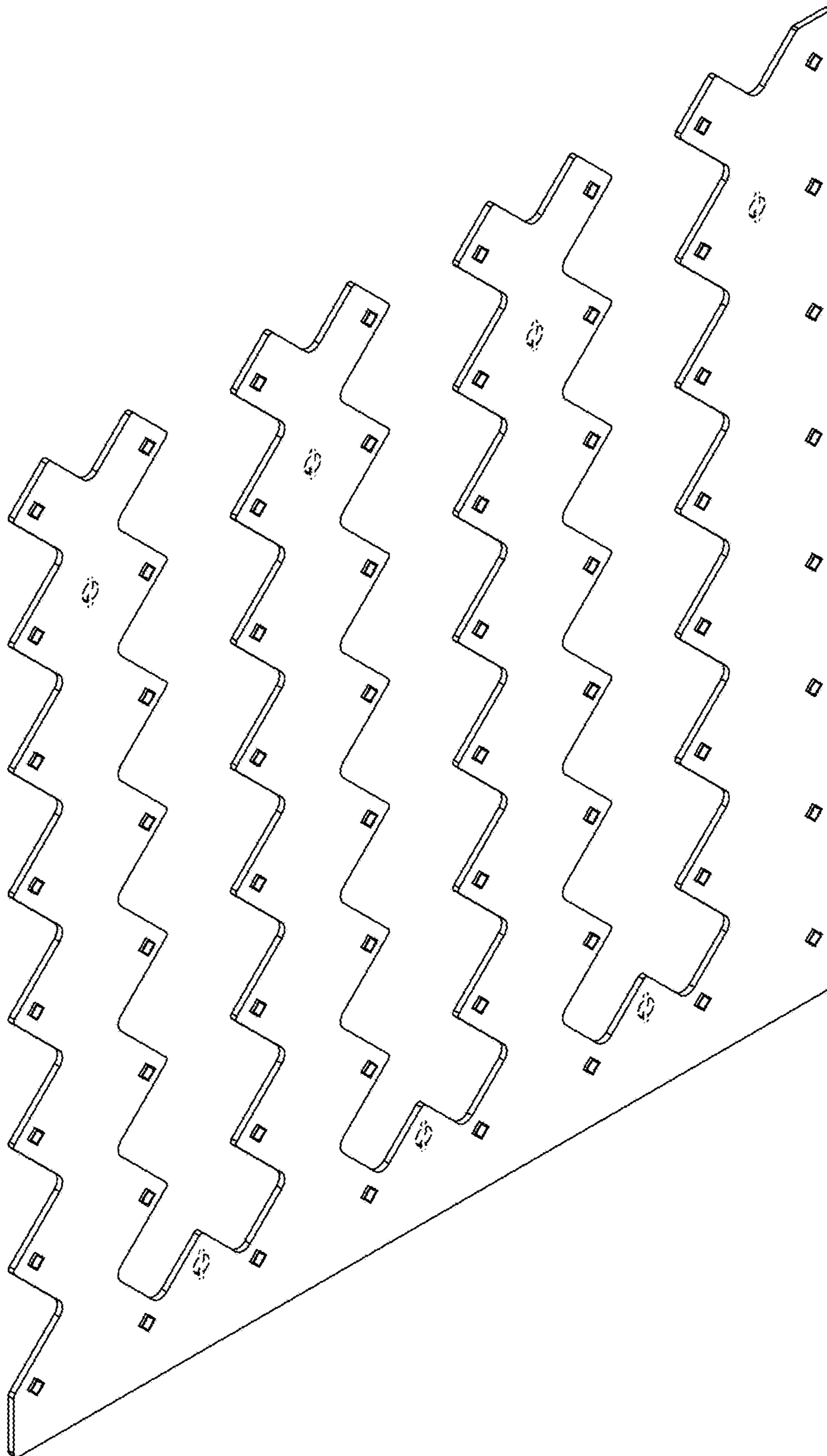


FIG. 3

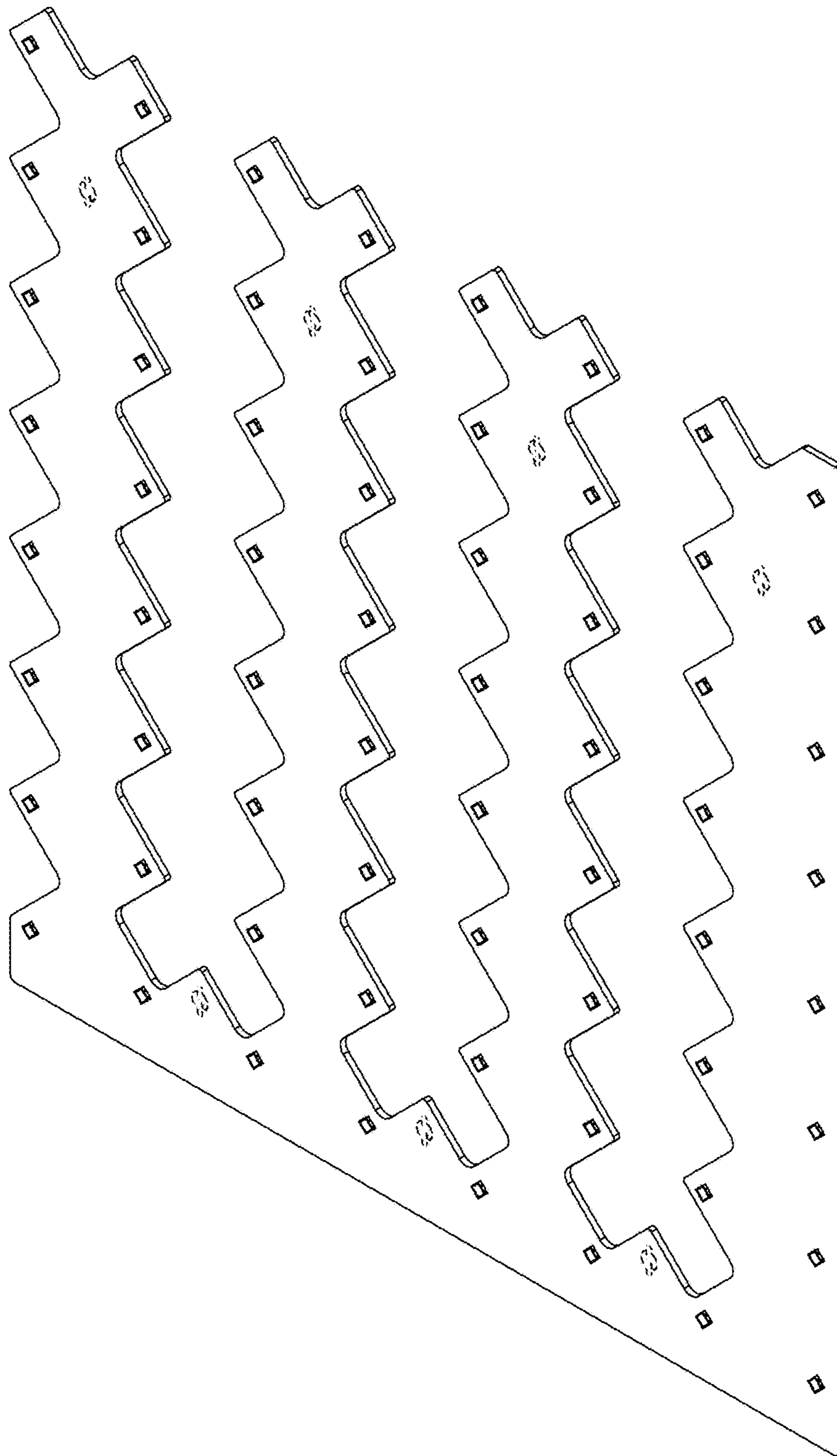


FIG. 4



FIG. 5




FIG. 6






FIG. 7




FIG. 8

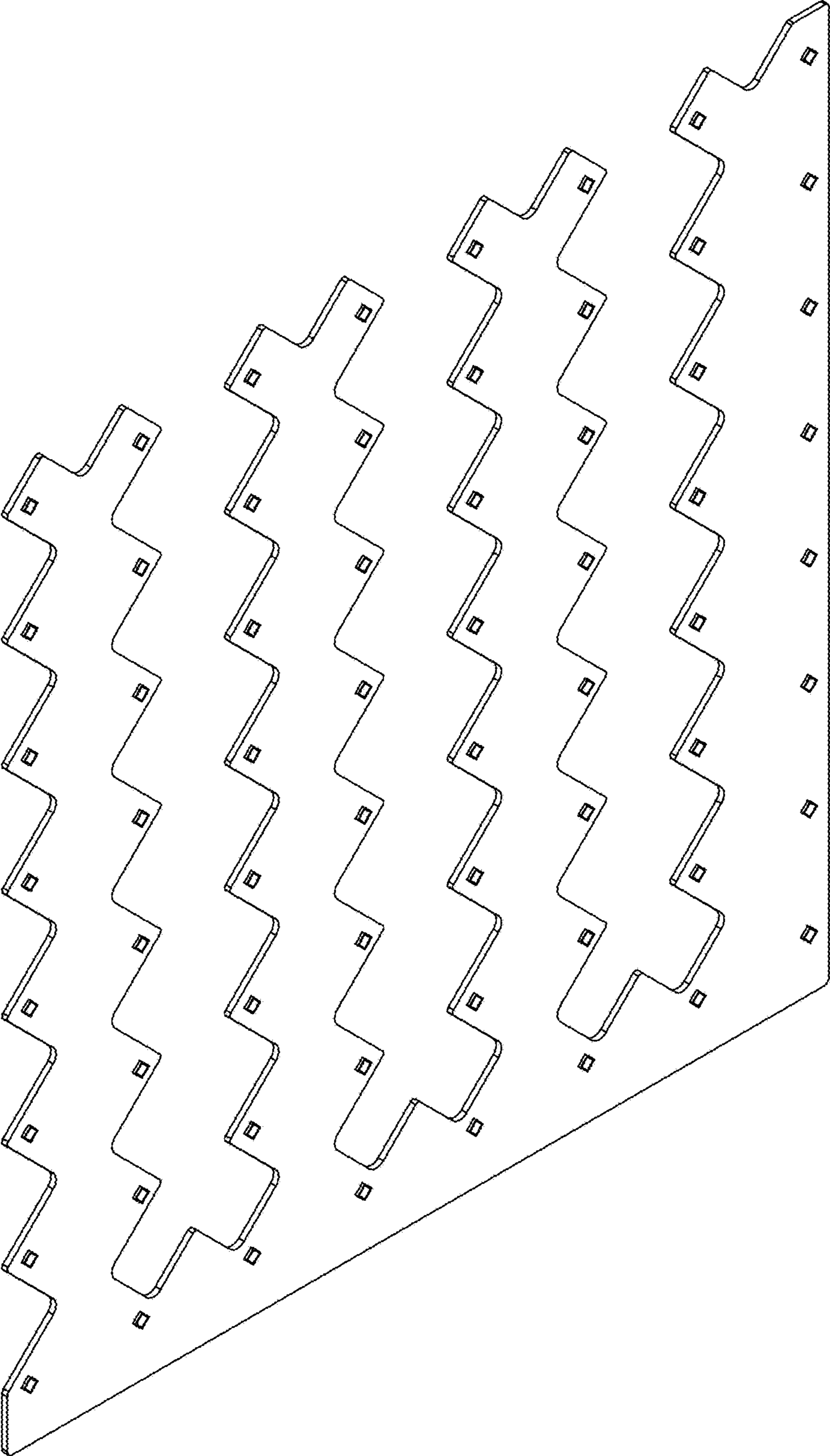


FIG. 9

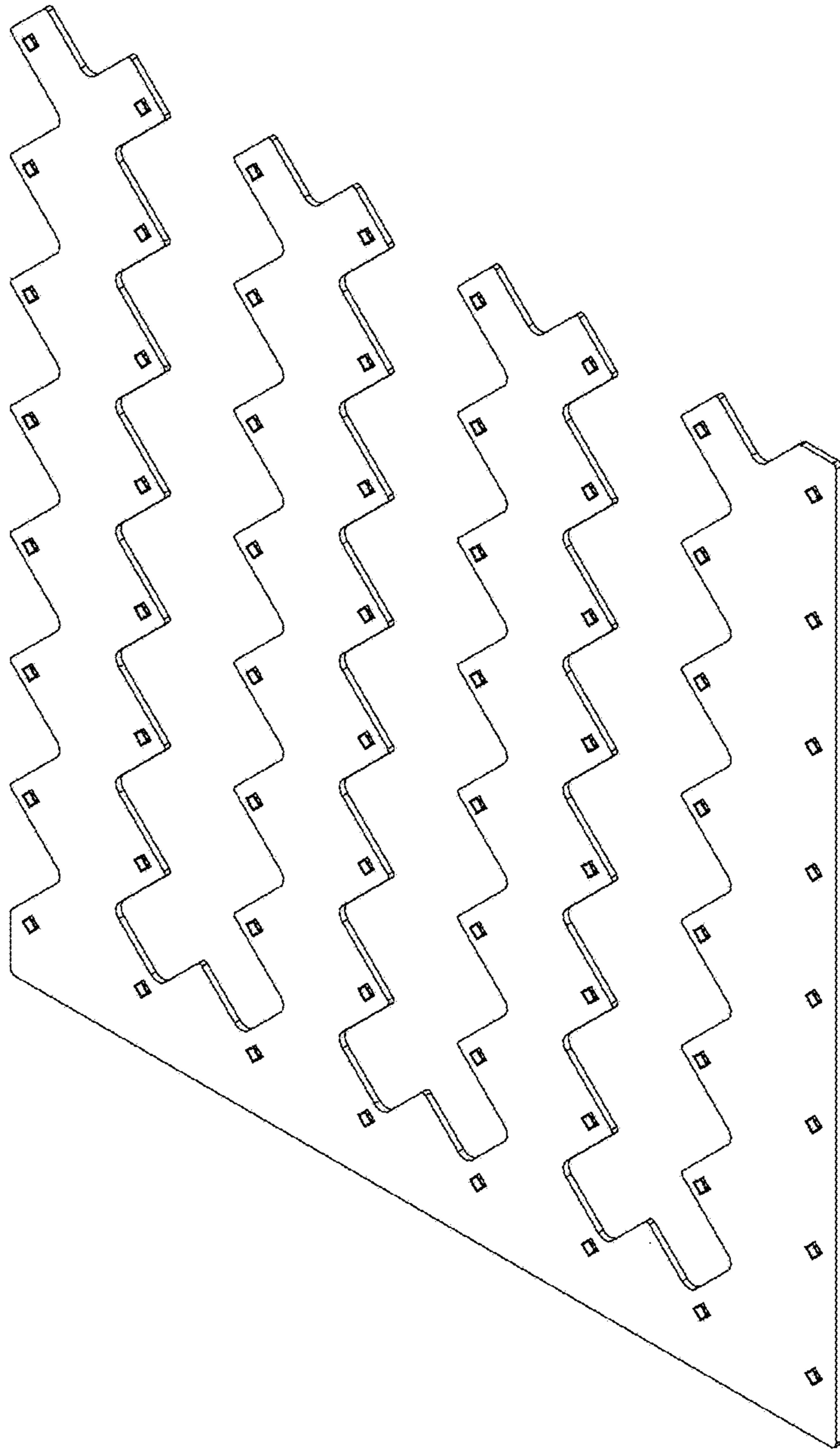


FIG. 10