



US00D788702S

(12) **United States Design Patent**  
**Jo et al.**

(10) **Patent No.:** **US D788,702 S**

(45) **Date of Patent:** **\*\* Jun. 6, 2017**

(54) **INVERTER**

(71) Applicant: **Hyundai Heavy Industries Co., Ltd.**,  
Ulsan (KR)

(72) Inventors: **Bum Rae Jo**, Gyeonggi-do (KR); **Jae Pil Choi**, Gyeonggi-do (KR); **Byung Hyuk Chung**, Gyeonggi-do (KR); **Ran Kyoung Hur**, Gyeonggi-do (KR)

(73) Assignee: **Hyundai Heavy Industries Co., Ltd.**,  
Ulsan (KR)

(\*\*) Term: **15 Years**

(21) Appl. No.: **29/563,680**

(22) Filed: **May 6, 2016**

(30) **Foreign Application Priority Data**

Mar. 22, 2016 (KR) ..... 30-2016-0013361

(51) **LOC (10) Cl.** ..... **13-02**

(52) **U.S. Cl.**  
USPC ..... **D13/110**

(58) **Field of Classification Search**

USPC ..... D13/101, 102, 107, 108, 110, 112, 118,  
D13/119, 123, 133, 138.1, 162, 184, 199

CPC ..... H02P 27/04; H02P 27/06; H02P 27/047;  
H02P 2201/09; H02P 2201/11; H02M  
2001/0067; H02M 2001/007; H02M  
2001/0045; H02M 2001/0083; H02M  
2001/009; G06F 1/00; G06F 1/188; G06F  
1/189; G06F 1/26; G06F 11/2015; H01R  
13/66; H01R 13/60; H01R 13/72; H01R  
13/6675; H01R 31/065; H05K 5/0021;  
H05K 5/0208; H05K 5/0247; H05K 5/00

See application file for complete search history.

(56) **References Cited**

**U.S. PATENT DOCUMENTS**

D376,785 S \* 12/1996 Ikeda ..... D13/110  
D541,743 S \* 5/2007 Virolainen ..... D13/110

D541,745 S \* 5/2007 Virolainen ..... D13/110  
D573,945 S \* 7/2008 Park ..... D13/110  
D586,744 S \* 2/2009 Jaskari ..... D13/110  
D615,036 S \* 5/2010 Liu ..... D13/110  
D654,022 S \* 2/2012 Sun ..... D13/110  
D675,564 S \* 2/2013 Choi ..... D13/110  
D675,565 S \* 2/2013 Choi ..... D13/110  
D682,207 S \* 5/2013 Nakahira ..... D13/110  
D684,533 S \* 6/2013 Nakahira ..... D13/110  
D684,534 S \* 6/2013 Nakahira ..... D13/110  
D685,733 S \* 7/2013 Savolainen ..... D13/110  
D698,725 S \* 2/2014 Shin ..... D13/110  
D705,728 S \* 5/2014 Choi ..... D13/110  
D706,215 S \* 6/2014 Nakahira ..... D13/110  
D706,216 S \* 6/2014 Perin ..... D13/110  
9,048,776 B2 \* 6/2015 Tio ..... H02P 6/14  
D745,847 S \* 12/2015 Ho ..... D13/110

(Continued)

*Primary Examiner* — Rosemary K Tarcza

*Assistant Examiner* — Christy Nemeth

(74) *Attorney, Agent, or Firm* — Mintz Levin Cohn Ferris  
Glovsky and Popeo, P.C.; Kongsik Kim

(57) **CLAIM**

The ornamental design for an inverter, as shown and described.

**DESCRIPTION**

FIG. 1 is a perspective view of an inverter according to the present invention.

FIG. 2 is a front view of the inverter of FIG. 1.

FIG. 3 is a rear view of the inverter of FIG. 1.

FIG. 4 is a left side view of the inverter of FIG. 1.

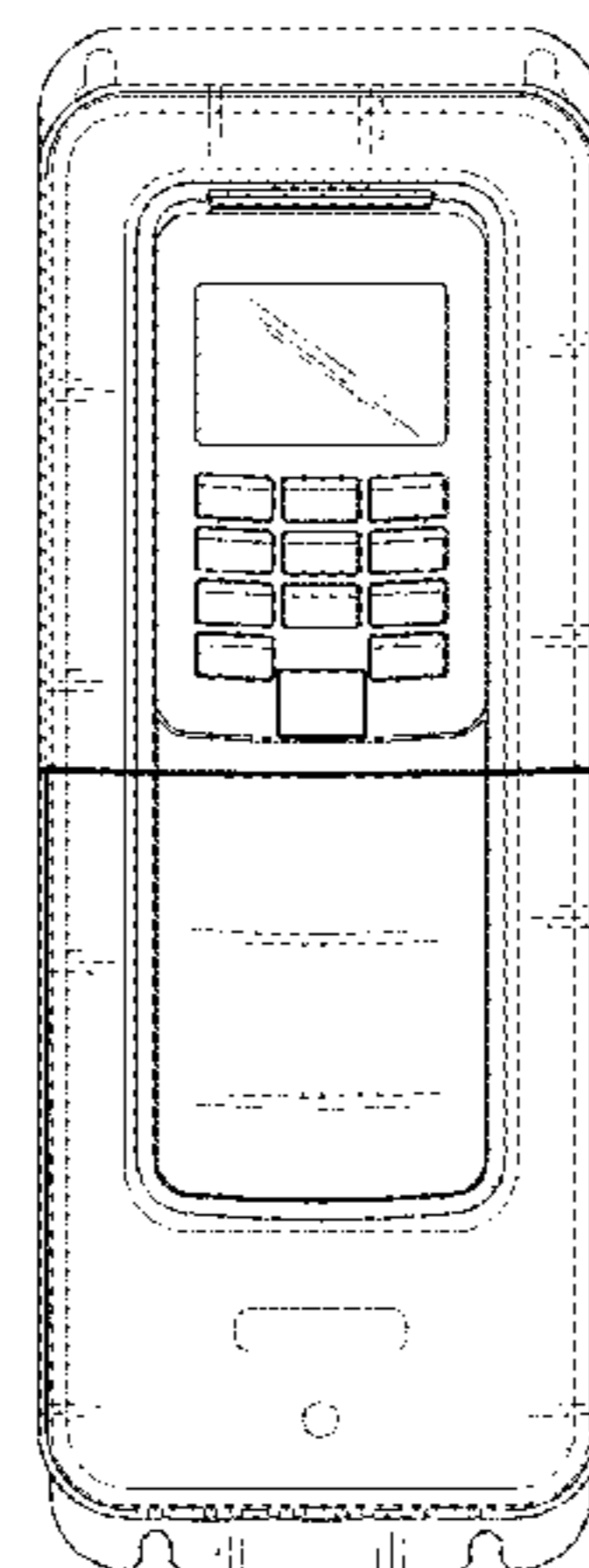
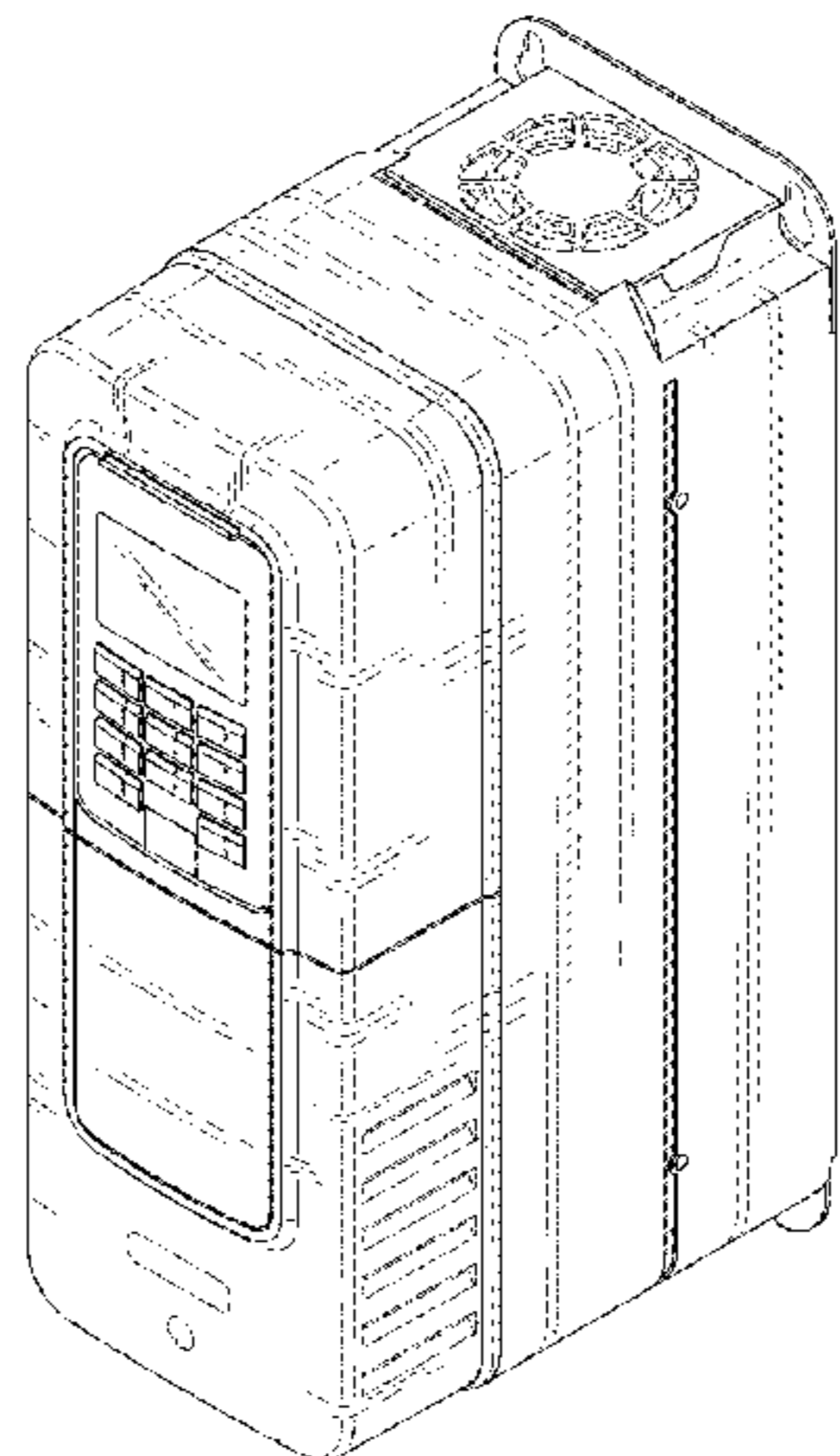
FIG. 5 is a right side view of the inverter of FIG. 1.

FIG. 6 is a top view of the inverter of FIG. 1; and,

FIG. 7 is a bottom view of the inverter of FIG. 1.

The broken lines in the drawings illustrate elements of the inverter that form no part of the claimed design.

**1 Claim, 7 Drawing Sheets**



(56)

**References Cited**

U.S. PATENT DOCUMENTS

D755,123 S *	5/2016	Ho .....	D13/110
D772,161 S *	11/2016	Saarivirta .....	D13/110
D772,162 S *	11/2016	Saarivirta .....	D13/110
D773,395 S *	12/2016	Shatek .....	D13/112
D775,072 S *	12/2016	Reiner .....	D13/110

\* cited by examiner

FIG. 1

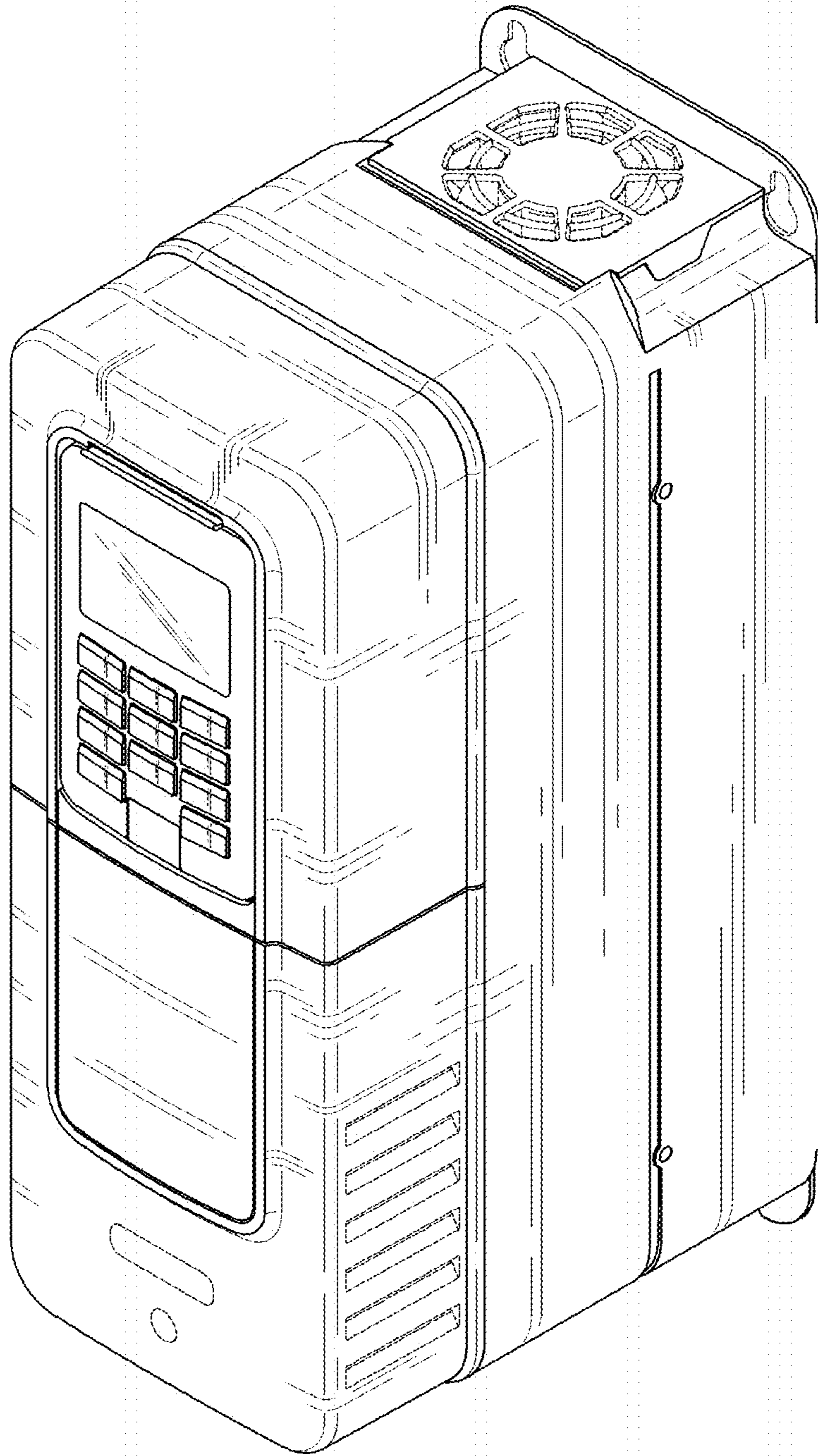


FIG. 2

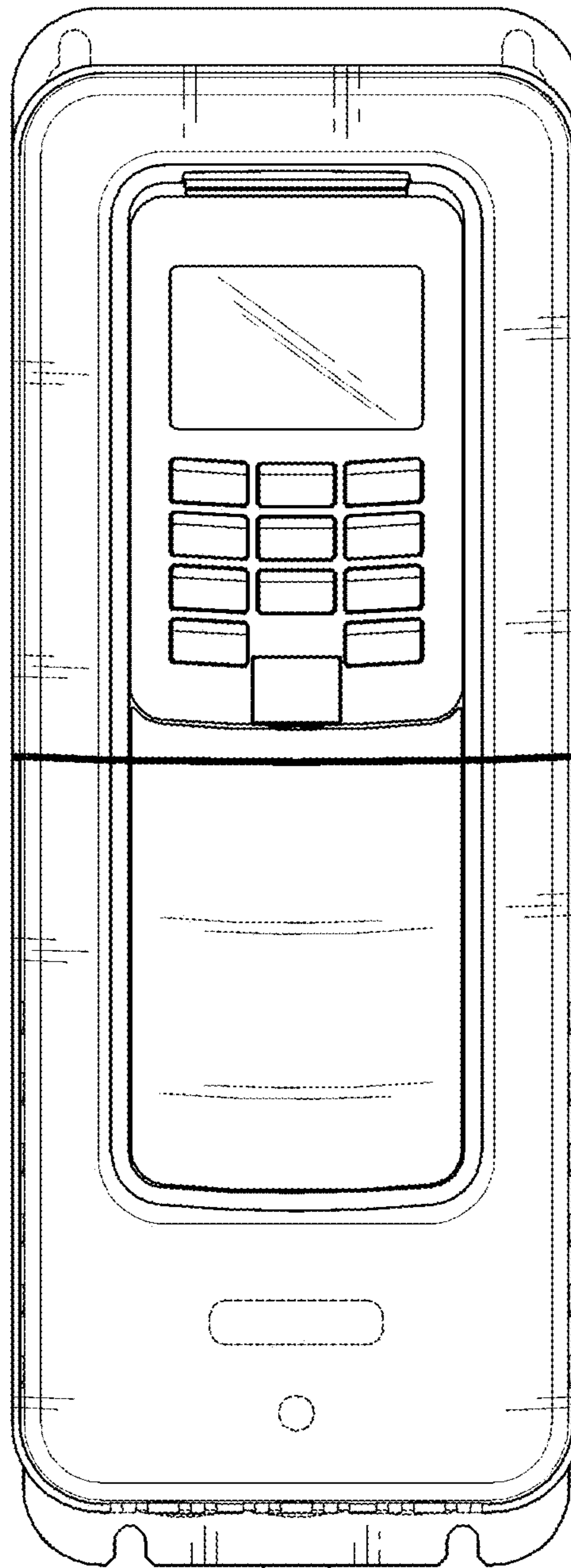


FIG. 3

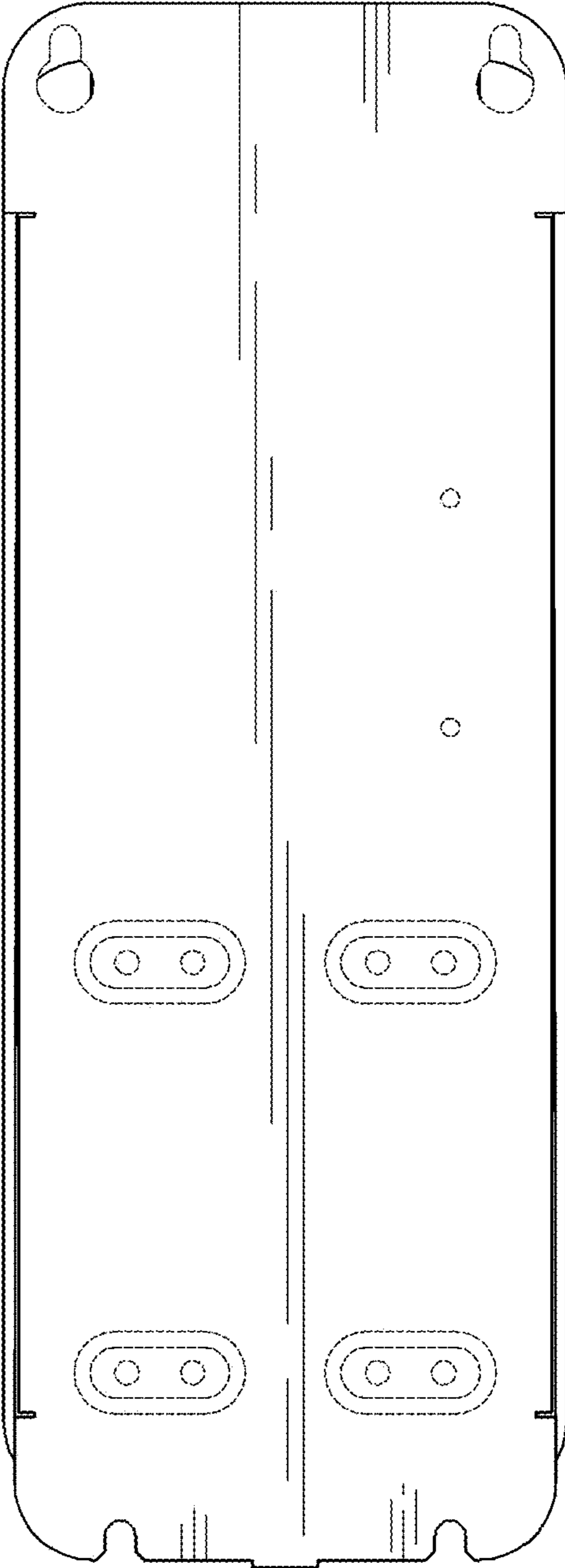


FIG. 4

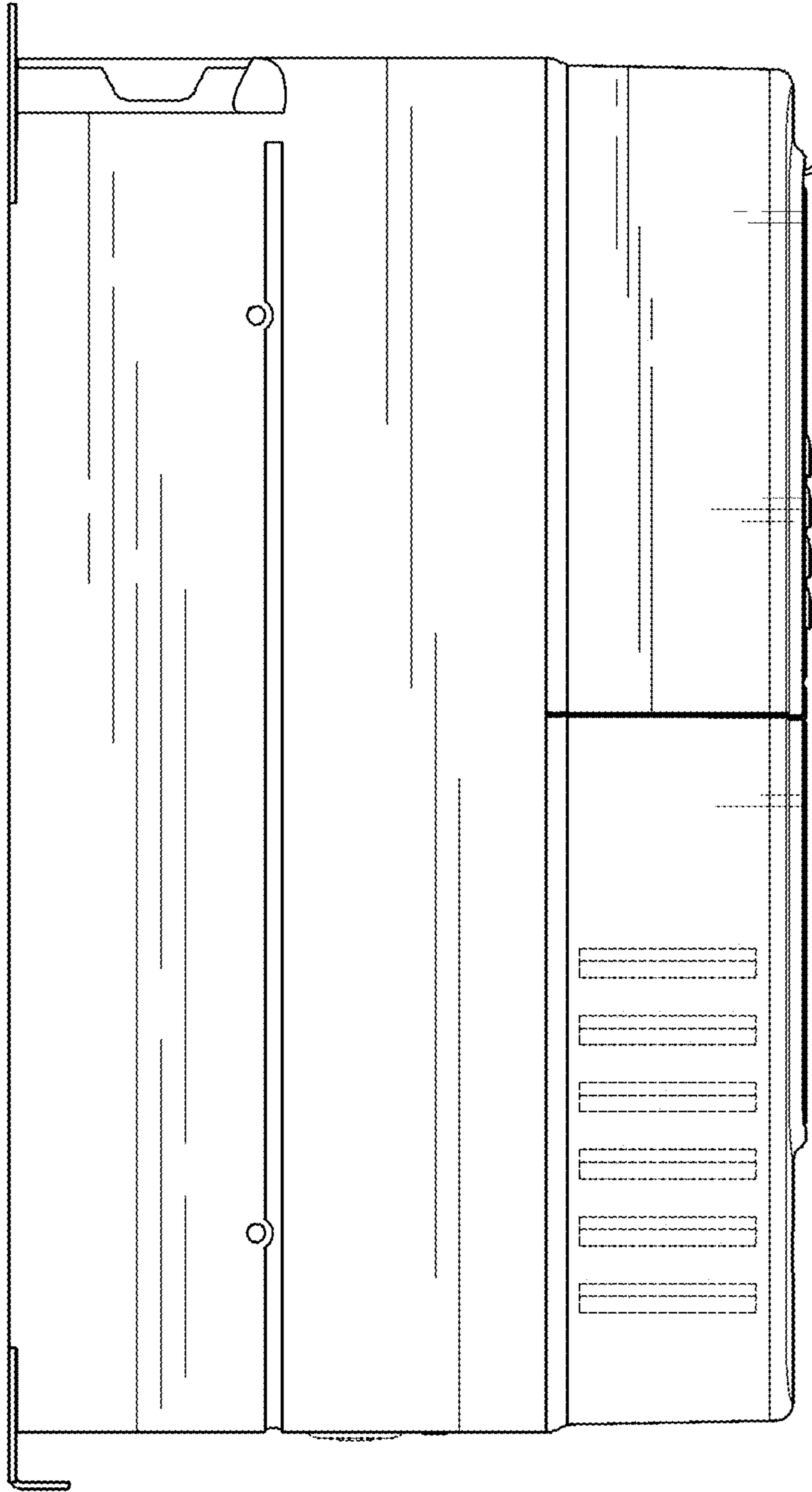


FIG. 5

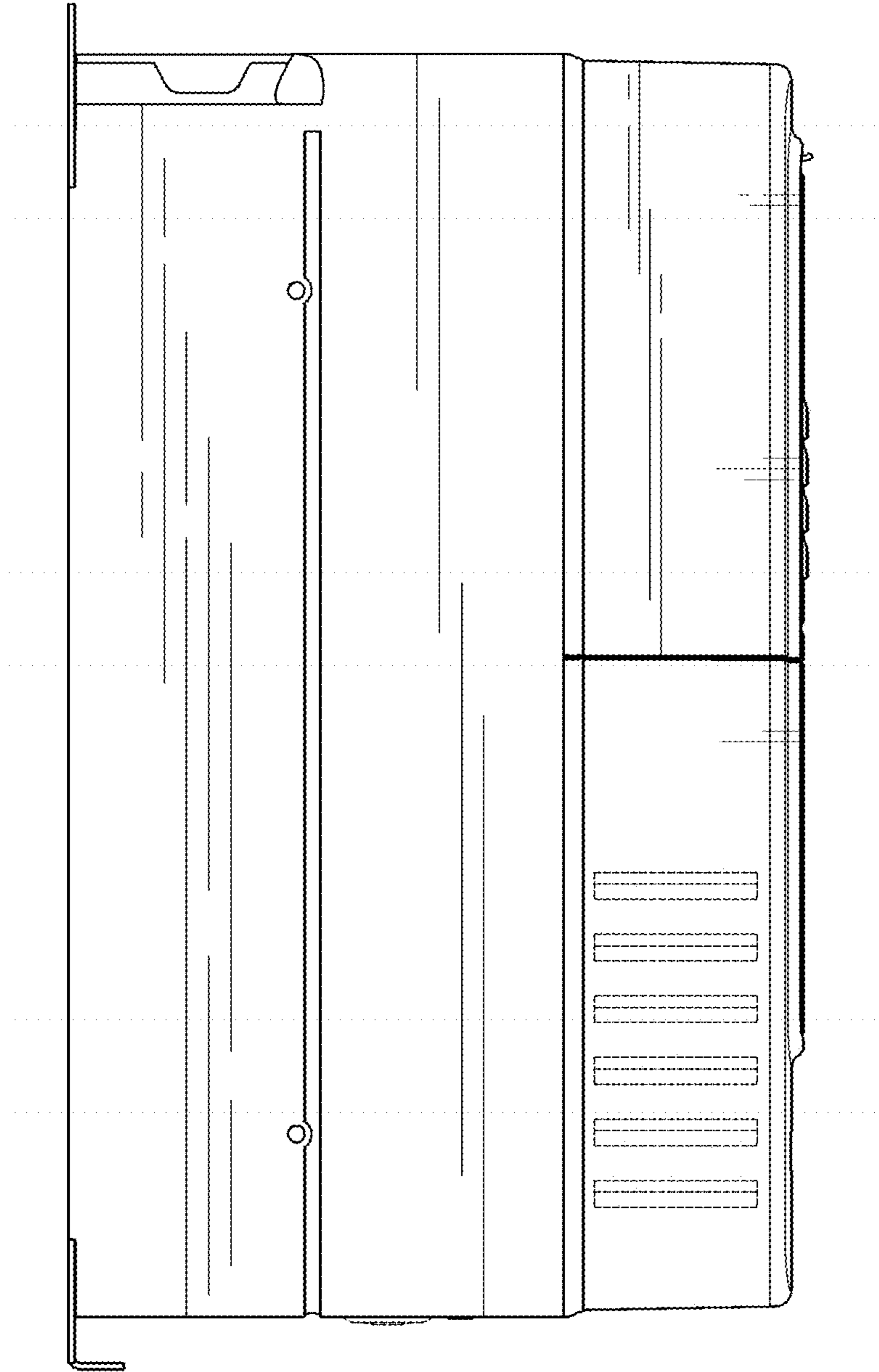


FIG. 6

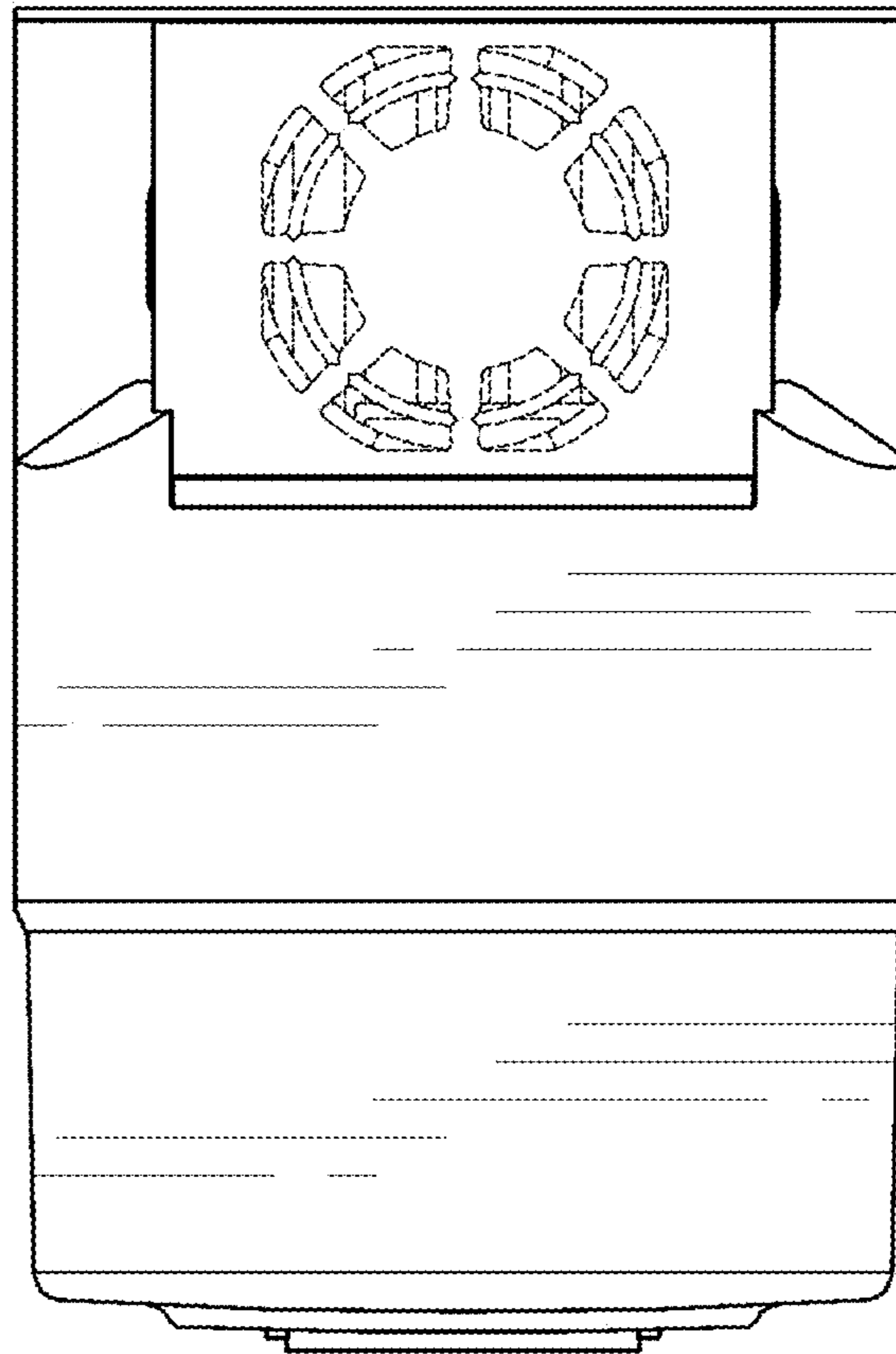




FIG. 7

