



US00D788695S

(12) **United States Design Patent**  
**Scheifele**

(10) **Patent No.:** **US D788,695 S**

(45) **Date of Patent:** **\*\* Jun. 6, 2017**

(54) **TIRE SHOULDER**

(71) Applicant: **Bridgestone Americas Tire Operations, LLC**, Nashville, TN (US)

(72) Inventor: **Kevin E. Scheifele**, Atwater, OH (US)

(73) Assignee: **BRIDGESTONE AMERICAS TIRE OPERATIONS, LLC**, Nashville, TN (US)

(\*\*) Term: **15 Years**

(21) Appl. No.: **29/538,982**

(22) Filed: **Sep. 10, 2015**

(51) **LOC (10) Cl.** ..... **12-15**

(52) **U.S. Cl.**  
USPC ..... **D12/605**

(58) **Field of Classification Search**  
USPC ..... D12/605, 604, 603, 602, 601, 559, 564,  
D12/570, 574, 579, 581, 582, 583, 584,  
D12/585, 586, 588, 589, 590, 594, 595,  
D12/596  
CPC ..... B60C 13/00; B60C 1/00  
See application file for complete search history.

(56) **References Cited**

U.S. PATENT DOCUMENTS

D455,117 S	4/2002	Guspodin et al.
D456,344 S	4/2002	Rooney
D457,486 S	5/2002	Guspodin et al.
D483,718 S	12/2003	Hutz et al.
D484,088 S	12/2003	Kindig
D484,089 S	12/2003	Kindig et al.
D484,090 S	12/2003	Kindig et al.
D487,055 S	2/2004	Rooney et al.
D487,056 S	2/2004	Rooney et al.
D487,057 S	2/2004	Rooney et al.
D487,721 S	3/2004	Guidry
D488,431 S	4/2004	Grabo

D490,367 S	5/2004	Kindig et al.	
D492,931 S	7/2004	Maxwell et al.	
D495,294 S *	8/2004	Ochi .....	D12/605
D496,328 S	9/2004	Shondel et al.	
D500,473 S *	1/2005	Boggs .....	D12/605
D508,673 S	8/2005	Dumigan et al.	
D511,738 S	11/2005	Maxwell	
D516,014 S	2/2006	Fukunaga	
D516,015 S	2/2006	Ikeda	
D519,075 S	4/2006	Kuramochi et al.	
D544,829 S	6/2007	Umstot	
D544,830 S	6/2007	Umstot et al.	
D548,172 S	8/2007	Dixon et al.	
D548,674 S	8/2007	Nishimori et al.	
D548,675 S	8/2007	Nishimori et al.	
D556,672 S	12/2007	Umstot et al.	
D556,673 S	12/2007	Missik-Gaffney et al.	
D567,750 S	4/2008	Dixon et al.	
D568,235 S	5/2008	Dixon	

(Continued)

*Primary Examiner* — George D Kirschbaum

*Assistant Examiner* — Clese Moore, Jr.

(74) *Attorney, Agent, or Firm* — Shaun J. Fox

(57) **CLAIM**

The ornamental design for a tire shoulder, as shown and described.

**DESCRIPTION**

FIG. 1 is a side perspective view of a tire shoulder showing my new design;

FIG. 2 is a side elevational view thereof, the opposite side being identical thereto;

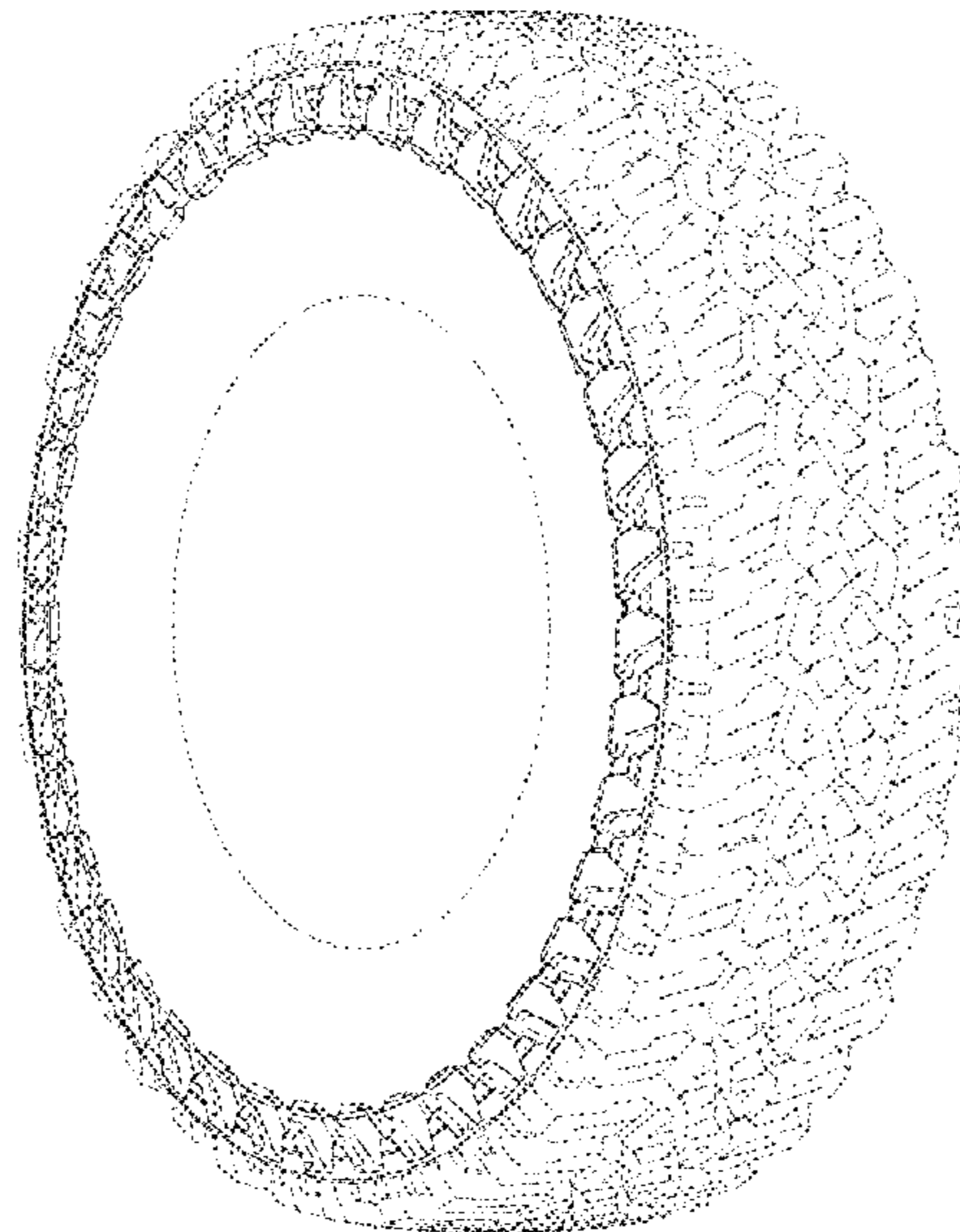
FIG. 3 is a front elevational view of my design; and,

FIG. 4 is an enlarged fragmentary view thereof.

In the drawings, the broken lines depict environmental subject matter only and form no part of the claimed design.

In the drawings, the broken and dash-dot-dash lines depict environmental subject matter only and form no part of the claimed design.

**1 Claim, 4 Drawing Sheets**



(56)

**References Cited**

## U.S. PATENT DOCUMENTS

D571,713	S	6/2008	Rodicq et al.	
D577,329	S *	9/2008	Umstot .....	D12/605
D577,331	S *	9/2008	Ochi .....	D12/605
D577,660	S	9/2008	Durand	
D577,661	S *	9/2008	Umstot .....	D12/605
D577,663	S	9/2008	Klein	
D578,953	S	10/2008	Umstot et al.	
D578,956	S	10/2008	Dixon et al.	
D578,957	S	10/2008	Bonko et al.	
D580,346	S	11/2008	Lo	
D582,836	S	12/2008	Harvey et al.	
D601,080	S	9/2009	Umstot	
D608,272	S	1/2010	Osaka	
D615,031	S *	5/2010	Osaka .....	D12/605
D624,008	S	9/2010	Shan et al.	
D627,709	S	11/2010	Harvey et al.	
D627,715	S *	11/2010	Umstot .....	D12/605
D627,716	S *	11/2010	Harvey .....	D12/605
D634,703	S *	3/2011	Takano .....	D12/605
D642,509	S	8/2011	Curtis et al.	
D648,267	S *	11/2011	Shondel .....	D12/605
D648,268	S *	11/2011	Shondel .....	D12/605
D650,258	S	12/2011	Drake et al.	
D653,200	S *	1/2012	Kuwano .....	D12/605
8,210,222	B2	7/2012	Kishizoe	
D664,915	S *	8/2012	Maxwell .....	D12/605
D671,486	S	11/2012	Rooney et al.	
D673,108	S	12/2012	Kiwaki	
D678,831	S	3/2013	Hermann et al.	
D691,943	S	10/2013	Ma	

\* cited by examiner

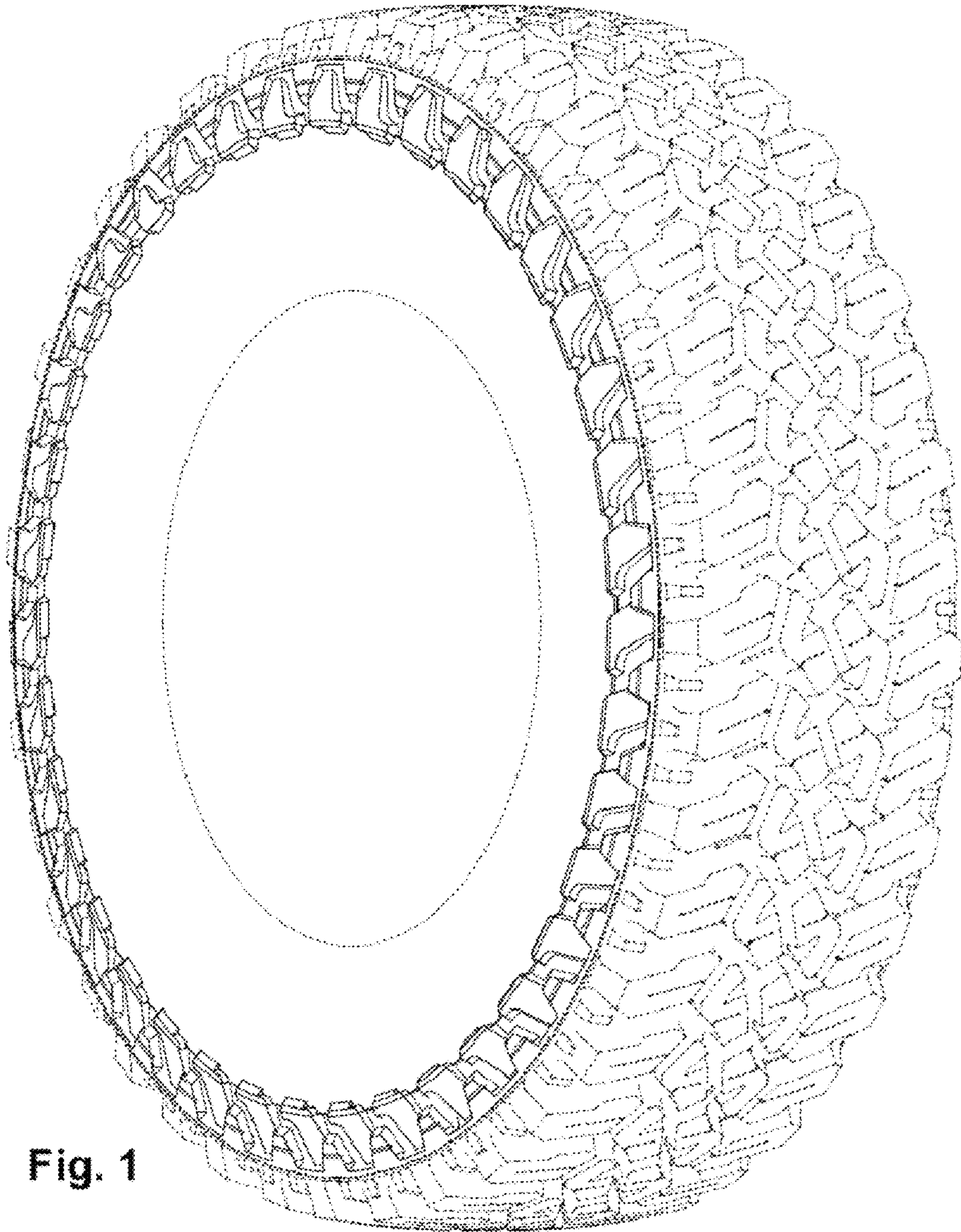


Fig. 1

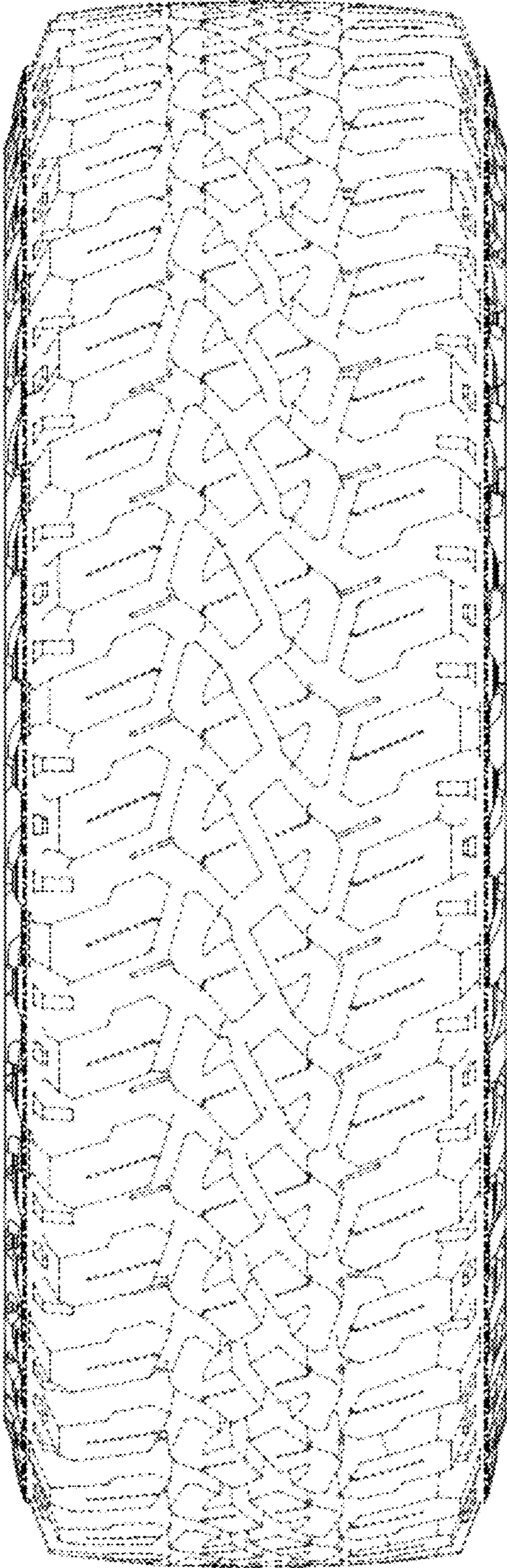


Fig. 2




Fig. 3

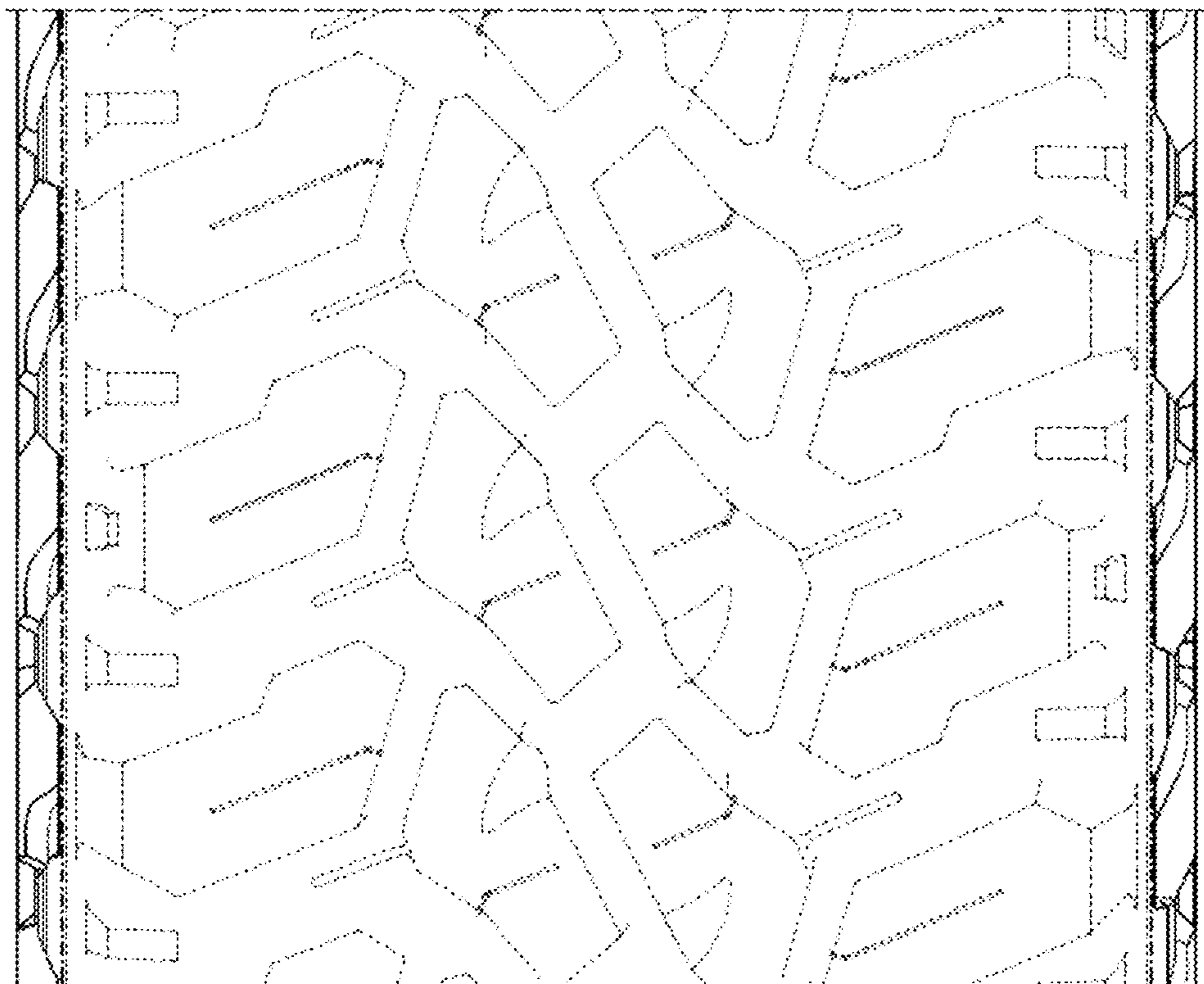


Fig. 4