



US00D788691S

(12) **United States Design Patent**  
**Tian**

(10) **Patent No.:** **US D788,691 S**

(45) **Date of Patent:** **\*\* \*Jun. 6, 2017**

(54) **TYRE**

(71) Applicant: **SHANDONG HENGYU SCIENCE & TECHNOLOGY CO., LTD.**,  
Shandong Province (CN)

(72) Inventor: **Jiali Tian**, Shandong Province (CN)

(\*) Notice: This patent is subject to a terminal disclaimer.

(\*\*) Term: **14 Years**

(21) Appl. No.: **29/482,571**

(22) Filed: **Feb. 19, 2014**

(30) **Foreign Application Priority Data**

Aug. 23, 2013 (CN) ..... 2013 3 0404800

(51) **LOC (10) Cl.** ..... **12-15**

(52) **U.S. Cl.**  
USPC ..... **D12/600**

(58) **Field of Classification Search**  
USPC ..... D12/568-603; 152/209.1-209.9  
CPC ..... B60C 1/00; B60C 11/00; B60C 11/03  
See application file for complete search history.

(56) **References Cited**

U.S. PATENT DOCUMENTS

D362,219 S *	9/1995	McKisson .....	D12/550
D426,179 S *	6/2000	Fierro et al. ....	D12/596
D492,933 S *	7/2004	Lassan et al. ....	D12/602
D602,425 S *	10/2009	Guspodin et al. ....	D12/602
D641,690 S *	7/2011	Kato .....	D12/603
D730,270 S *	5/2015	Krier et al. ....	D12/584

\* cited by examiner

*Primary Examiner* — George D Kirschbaum

*Assistant Examiner* — Natasha Vujcic

(74) *Attorney, Agent, or Firm* — Prakash Nama; Global IP Services, PLLC

(57) **CLAIM**

The ornamental design for a tyre, as shown and described.


**DESCRIPTION**

FIG. 1 is a front elevational view of a tyre showing my new design;

FIG. 2 is a left side view thereof; and,

FIG. 3 is a perspective view thereof.

**1 Claim, 3 Drawing Sheets**



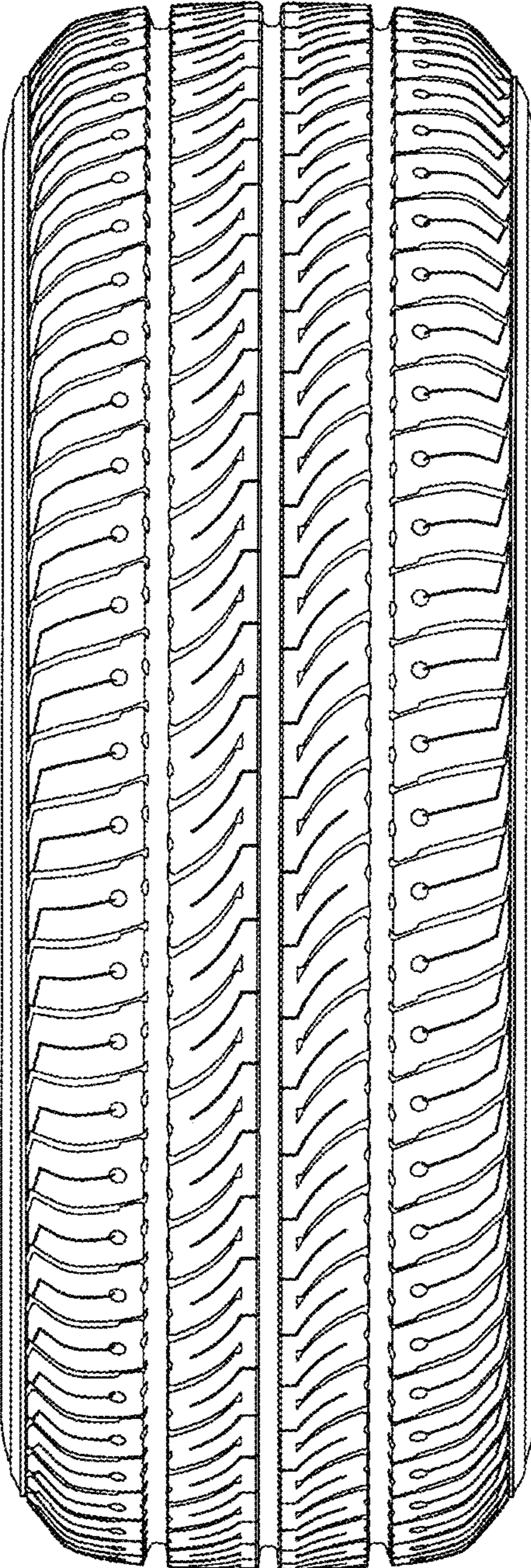


FIG. 1




FIG. 2

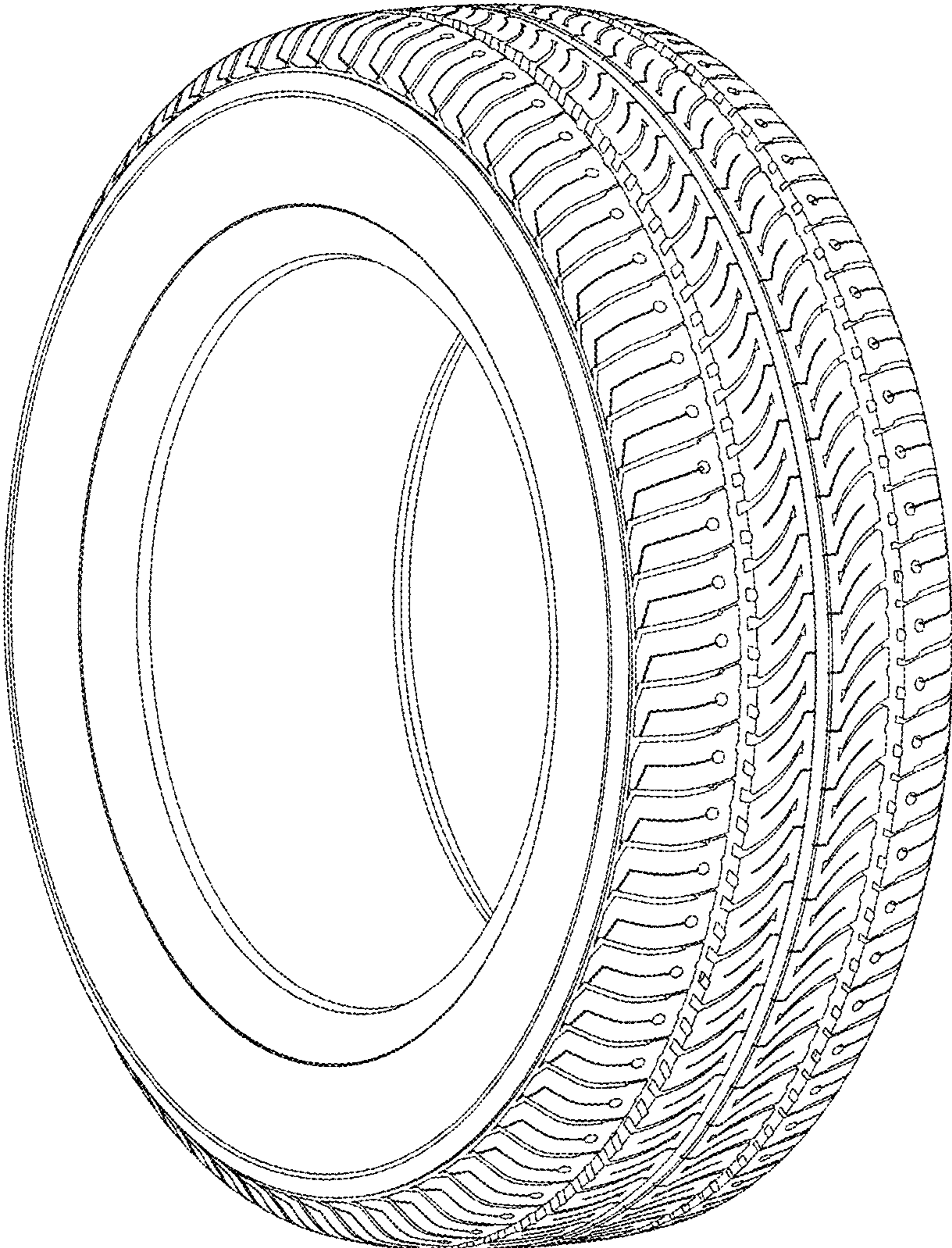


FIG. 3