



US00D788681S

(12) **United States Design Patent**
Juergens et al.

(10) **Patent No.:** **US D788,681 S**
(45) **Date of Patent:** **** Jun. 6, 2017**

(54) **VEHICLE WHEEL**

(71) Applicant: **Bayerische Motoren Werke Aktiengesellschaft, Munich (DE)**

(72) Inventors: **Dirk Juergens, Munich (DE); Rainer Mueller, Munich (DE)**

(73) Assignee: **Bayerische Motoren Werke Aktiengesellschaft, Munich (DE)**

(**) Term: **15 Years**

(21) Appl. No.: **29/568,044**

(22) Filed: **Jun. 15, 2016**

(30) **Foreign Application Priority Data**

Dec. 16, 2015 (DE) 40 2015 101 340

(51) **LOC (10) Cl.** **12-16**

(52) **U.S. Cl.**
USPC **D12/211**

(58) **Field of Classification Search**
USPC D12/204-213
CPC B60B 7/00; B60B 7/02; B60B 7/04; B60B 7/01; B60B 7/06; B60B 3/02; B60B 3/04; B60B 3/06; B60B 3/10; B60B 1/00; B60B 1/08; B60B 1/10; B60B 1/12
See application file for complete search history.

(56) **References Cited**

U.S. PATENT DOCUMENTS

D494,917 S	*	8/2004	Pollmann	D12/211
D567,167 S		4/2008	Forster		
D568,800 S	*	5/2008	Huet	D12/211
D593,022 S		5/2009	Forster et al.		
D597,015 S		7/2009	Juergens et al.		
D620,870 S	*	8/2010	Powell	D12/211
D624,862 S	*	10/2010	Zhao	D12/209
D655,659 S	*	3/2012	Schweizer	D12/209
D658,107 S	*	4/2012	Pollmann	D12/211

D659,628 S	*	5/2012	Pollmann	D12/211
D670,636 S	*	11/2012	Juergens	D12/211
D671,476 S	*	11/2012	Pinel	D12/209
D677,609 S	*	3/2013	Sabblah	D12/209
D683,685 S		6/2013	Pollmann		
D697,009 S		1/2014	Pollmann		
D697,011 S	*	1/2014	Kang	D12/209
D710,779 S	*	8/2014	Zhang	D12/209
D720,274 S	*	12/2014	Mielke	D12/211
D720,677 S	*	1/2015	Diephuis	D12/209
D732,450 S	*	6/2015	Guille	D12/209
D736,131 S	*	8/2015	Mahoney	D12/209
D740,194 S	*	10/2015	Valencia Pollex	D12/209
D773,369 S	*	12/2016	Rueckheim	D12/211
D776,594 S	*	1/2017	Rueckheim	D12/209

FOREIGN PATENT DOCUMENTS

EM	000735758-0006	7/2007
EM	000976881-0001	10/2008
EM	001049324-0001	9/2009
EM	002016113-0020	9/2013

* cited by examiner

Primary Examiner — Stacia Cadmus

(74) *Attorney, Agent, or Firm* — Crowell & Moring LLP

(57) **CLAIM**

The ornamental design for a vehicle wheel, as shown and described.

DESCRIPTION

FIG. 1 is a perspective view of a vehicle wheel according to the design;
FIG. 2 is an additional perspective view thereof;
FIG. 3 is an additional perspective view thereof;
FIG. 4 is a front view thereof;
FIG. 5 is a rear view thereof in a lighter gray scale, representing environmental features that form no part of the claimed design; and,
FIG. 6 is a side view thereof.

1 Claim, 6 Drawing Sheets






Fig. 1



Fig. 2



Fig. 3



Fig. 4




Fig. 5




Fig. 6