



US00D788680S

(12) **United States Design Patent**  
**Mielke**

(10) **Patent No.:** **US D788,680 S**

(45) **Date of Patent:** **\*\* Jun. 6, 2017**

(54) **VEHICLE WHEEL**

(71) Applicant: **Bayerische Motoren Werke Aktiengesellschaft, Munich (DE)**

(72) Inventor: **Gerrit Roland Udo Mielke, Munich (DE)**

(73) Assignee: **Bayerische Motoren Werke Aktiengesellschaft, Munich (DE)**

(\*\*) Term: **15 Years**

(21) Appl. No.: **29/565,856**

(22) Filed: **May 25, 2016**

(30) **Foreign Application Priority Data**

Nov. 26, 2015 (DE) ..... 40 2015 101 265

(51) **LOC (10) Cl.** ..... **12-16**

(52) **U.S. Cl.**  
USPC ..... **D12/211**

(58) **Field of Classification Search**  
USPC ..... D12/204–213  
CPC .... B60B 7/00; B60B 7/02; B60B 7/04; B60B 7/01; B60B 7/06; B60B 3/02; B60B 3/04; B60B 3/06; B60B 3/10; B60B 1/00; B60B 1/08; B60B 1/10; B60B 1/12  
See application file for complete search history.

(56) **References Cited**

**U.S. PATENT DOCUMENTS**

D427,555 S \* 7/2000 Hall ..... D12/209  
D480,674 S \* 10/2003 Lecher ..... D12/209  
D494,524 S \* 8/2004 Rice ..... D12/211  
D500,004 S 12/2004 Szavits  
D503,918 S 4/2005 Fahr-Becker  
D521,921 S \* 5/2006 Hueller ..... D12/209  
D527,334 S \* 8/2006 Hettler ..... D12/211

D530,258 S \* 10/2006 Schell ..... D12/211  
D543,493 S \* 5/2007 Kim ..... D12/209  
D548,161 S \* 8/2007 Young ..... D12/209  
D575,718 S \* 8/2008 Pfeiffer ..... D12/211  
D583,741 S 12/2008 Huet  
D601,075 S 9/2009 Szavits  
D620,424 S \* 7/2010 Gallert ..... D12/211  
D631,813 S \* 2/2011 Nissl ..... D12/209  
D645,389 S 9/2011 Nissl  
D655,661 S 3/2012 Truebsbach  
D720,275 S 12/2014 Szavits  
D747,247 S \* 1/2016 Juergens ..... D12/209  
D750,004 S \* 2/2016 Chung ..... D12/211  
D758,273 S \* 6/2016 Baum ..... D12/209  
D759,559 S 6/2016 Mielke et al.

**FOREIGN PATENT DOCUMENTS**

EM 000141791-0005 6/2004  
EM 000141791-0006 6/2004  
EM 000754593-0006 9/2007  
EM 001104913-0002 4/2009

(Continued)

*Primary Examiner* — Stacia Cadmus

(74) *Attorney, Agent, or Firm* — Crowell & Moring LLP



(57) **CLAIM**

The ornamental design for a vehicle wheel, as shown and described.

**DESCRIPTION**

FIG. 1 is a perspective view of a vehicle wheel according to the design;  
FIG. 2 is an additional perspective view thereof;  
FIG. 3 is an additional perspective view thereof;  
FIG. 4 is a front view thereof;  
FIG. 5 is a rear view thereof in a lighter gray scale, representing environmental features that form no part of the claimed design; and,  
FIG. 6 is a side view thereof.

**1 Claim, 6 Drawing Sheets**



(56)

**References Cited**

FOREIGN PATENT DOCUMENTS

EM	001636978-0020	11/2010
EM	001804675-0008	11/2011
WO	WO DM/056821	9/2001

\* cited by examiner



Fig. 1



Fig. 2



Fig. 3



Fig. 4

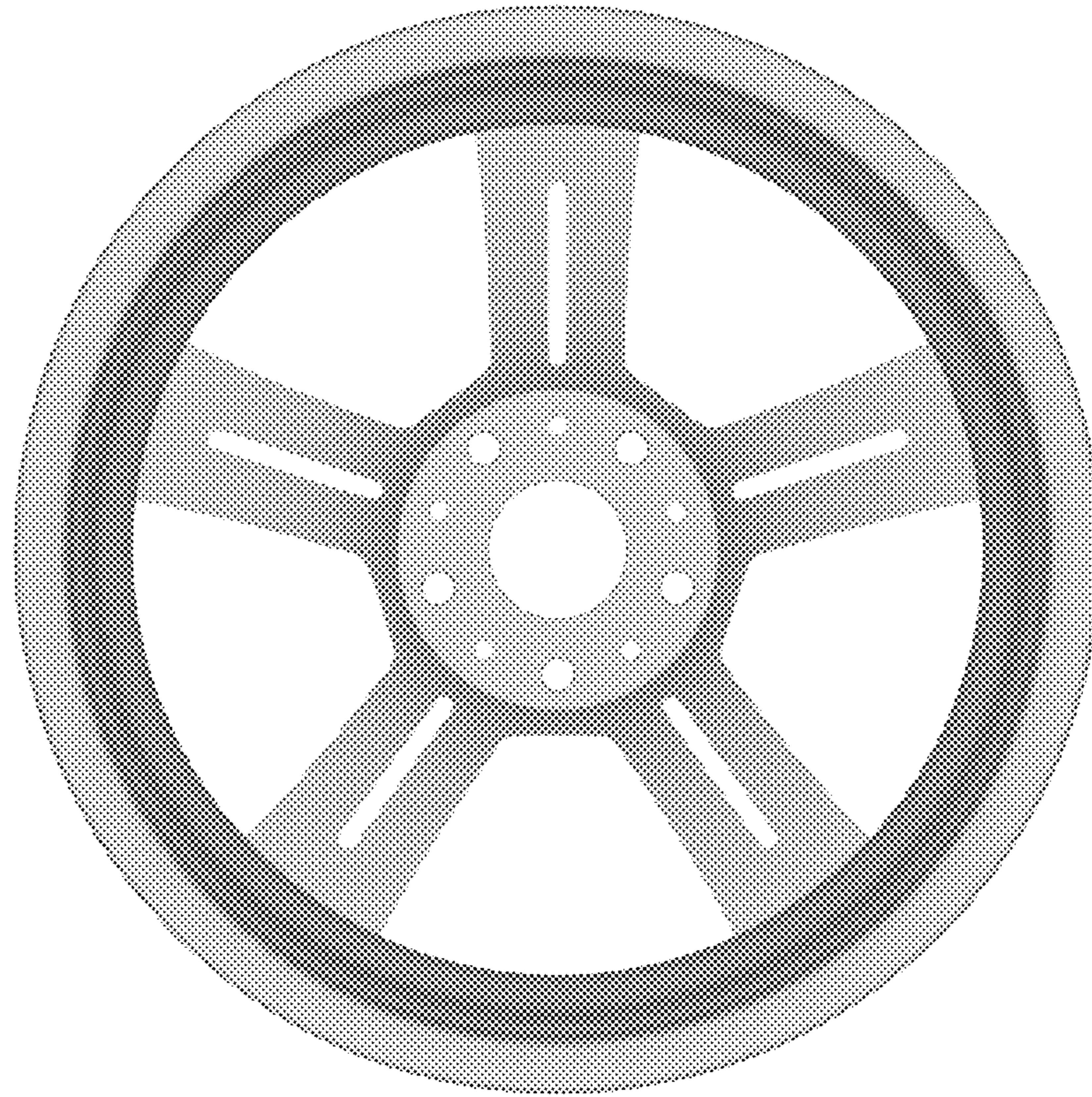


Fig. 5




Fig. 6