



US00D788676S

(12) **United States Design Patent**
Payne

(10) **Patent No.:** **US D788,676 S**

(45) **Date of Patent:** **** Jun. 6, 2017**

(54) **VEHICLE WHEEL**

(71) Applicant: **Bayerische Motoren Werke Aktiengesellschaft, Munich (DE)**

(72) Inventor: **Benjamin Christopher John Payne, Leamington Spa (GB)**

(73) Assignee: **Bayerische Motoren Werke Aktiengesellschaft, Munich (DE)**

(**) Term: **15 Years**

(21) Appl. No.: **29/568,050**

(22) Filed: **Jun. 15, 2016**

(30) **Foreign Application Priority Data**

Dec. 16, 2015 (DE) 40 2015 101 340

(51) **LOC (10) Cl.** **12-16**

(52) **U.S. Cl.**
USPC **D12/209**

(58) **Field of Classification Search**
USPC D12/204–213
CPC B60B 7/00; B60B 7/02; B60B 7/04; B60B 7/01; B60B 7/06; B60B 3/02; B60B 3/04; B60B 3/06; B60B 3/10; B60B 1/00; B60B 1/08; B60B 1/10; B60B 1/12
See application file for complete search history.

(56) **References Cited**

U.S. PATENT DOCUMENTS

D460,940 S	*	7/2002	Chung	D12/209
D466,849 S	*	12/2002	Lee	D12/209
D475,672 S	*	6/2003	Chung	D12/209
D489,307 S	*	5/2004	Tirado	D12/209
D509,175 S	*	9/2005	Marji	D12/209
D515,999 S	*	2/2006	Noriega	D12/209
D519,906 S	*	5/2006	Long	D12/209
D528,958 S	*	9/2006	Kim	D12/209
D621,767 S	*	8/2010	Ectors	D12/209

D627,700 S	*	11/2010	Ectors	D12/209
D642,967 S	*	8/2011	Lamm	D12/209
D658,102 S	*	4/2012	Nissl	D12/209
D671,473 S		11/2012	Zurian		
D686,129 S	*	7/2013	Juergens	D12/209
D697,008 S		1/2014	Juergens et al.		
D723,991 S	*	3/2015	Lemke	D12/209
D741,239 S	*	10/2015	Wagener	D12/209
D758,943 S		6/2016	Elmitt		
D770,960 S	*	11/2016	Svensson	D12/211
D775,575 S	*	1/2017	Kippes	D12/209

FOREIGN PATENT DOCUMENTS

EM	000997572-0005	10/2008
EM	002015602-0004	8/2013

* cited by examiner

Primary Examiner — Stacia Cadmus

(74) *Attorney, Agent, or Firm* — Crowell & Moring LLP

(57) **CLAIM**

The ornamental design for a vehicle wheel, as shown and described.

DESCRIPTION

This application contains subject matter related to the following co-pending U.S. design patent applications: Application Ser. No. 29/491,043, filed May 16, 2014 and entitled “Vehicle Wheel,” and Application Ser. No. 29/539,458, filed Sep. 15, 2015 and entitled “Vehicle Wheel.” FIG. 1 is a perspective view of a vehicle wheel according to the design; FIG. 2 is an additional perspective view thereof; FIG. 3 is an additional perspective view thereof; FIG. 4 is a front view thereof; FIG. 5 is a rear view thereof in a lighter gray scale, representing environmental features that form no part of the claimed design; and, FIG. 6 is a side view thereof.

1 Claim, 6 Drawing Sheets







Fig. 1



Fig. 2



Fig. 3



Fig. 4




Fig. 5




Fig. 6