



US00D788675S

(12) **United States Design Patent**
Kippes

(10) **Patent No.:** **US D788,675 S**

(45) **Date of Patent:** **** Jun. 6, 2017**

(54) **VEHICLE WHEEL**

(71) Applicant: **Bayerische Motoren Werke
Aktiengesellschaft, Munich (DE)**

(72) Inventor: **Alexander Kippes, Manching (DE)**

(73) Assignee: **Bayerische Motoren Werke
Aktiengesellschaft, Munich (DE)**

(**) Term: **15 Years**

(21) Appl. No.: **29/568,049**

(22) Filed: **Jun. 15, 2016**

(30) **Foreign Application Priority Data**

Dec. 16, 2015 (DE) 40 2015 101 340

(51) **LOC (10) Cl.** **12-16**

(52) **U.S. Cl.**
USPC **D12/209**

(58) **Field of Classification Search**
USPC D12/204–213
CPC B60B 7/00; B60B 7/02; B60B 7/04; B60B
7/01; B60B 7/06; B60B 3/02; B60B 3/04;
B60B 3/06; B60B 3/10; B60B 1/00;
B60B 1/08; B60B 1/10; B60B 1/12
See application file for complete search history.

(56) **References Cited**

U.S. PATENT DOCUMENTS

D568,800 S	5/2008	Huet	
D579,846 S	* 11/2008	Chung	D12/209
D598,834 S	8/2009	Juergens et al.	
D621,770 S	8/2010	Pollmann	
D626,052 S	10/2010	Majdandzic	
D630,564 S	1/2011	Baum	
D655,659 S	* 3/2012	Schweizer	D12/209
D663,670 S	* 7/2012	Juergens	D12/211

D673,492 S	* 1/2013	Muller	D12/209
D686,964 S	7/2013	Baum et al.	
D696,177 S	12/2013	Juergens et al.	
D697,466 S	* 1/2014	Pollmann	D12/209
D698,297 S	* 1/2014	Chung	D12/209
D720,677 S	* 1/2015	Diephuis	D12/209
D734,238 S	* 7/2015	Baum	D12/211
D735,105 S	* 7/2015	Baum	D12/209
D738,805 S	9/2015	Rueckheim	
D740,194 S	* 10/2015	Valencia Pollex	D12/209
D753,043 S	4/2016	Pollmann	

FOREIGN PATENT DOCUMENTS

EM	000735758-0004	7/2007
EM	000754593-0005	9/2007
EM	001658154-0002	5/2010
EM	001684507-0004	10/2010
EM	001714668-0002	1/2011
EM	002156554-0003	12/2014

* cited by examiner

Primary Examiner — Stacia Cadmus

(74) *Attorney, Agent, or Firm* — Crowell & Moring LLP

(57) **CLAIM**

The ornamental design for a vehicle wheel, as shown and described.

DESCRIPTION

FIG. 1 is a perspective view of a vehicle wheel according to the design;
FIG. 2 is an additional perspective view thereof;
FIG. 3 is an additional perspective view thereof;
FIG. 4 is a front view thereof;
FIG. 5 is a rear view thereof in a lighter gray scale, representing environmental features that form no part of the claimed design; and,
FIG. 6 is a side view thereof.

1 Claim, 6 Drawing Sheets






Fig. 1



Fig. 2



Fig. 3



Fig. 4




Fig. 5




Fig. 6