



US00D788673S

(12) **United States Design Patent**
Krause

(10) **Patent No.:** **US D788,673 S**
(45) **Date of Patent:** **** Jun. 6, 2017**

- (54) **VEHICLE WHEEL**
- (71) Applicant: **Bayerische Motoren Werke Aktiengesellschaft, Munich (DE)**
- (72) Inventor: **Andreas Krause, Freiburg (DE)**
- (73) Assignee: **Bayerische Motoren Werke Aktiengesellschaft, Munich (DE)**
- (**) Term: **15 Years**

D696,177 S *	12/2013	Juergens	D12/209
D698,297 S *	1/2014	Chung	D12/209
D718,696 S *	12/2014	Gotschke	D12/209
D720,272 S *	12/2014	Rueckheim	D12/209
D721,316 S	1/2015	Amezket	
D723,990 S *	3/2015	Muntada Roura	D12/209
D733,024 S *	6/2015	Valencia Pollex	D12/209
D734,238 S *	7/2015	Baum	D12/211
D735,105 S *	7/2015	Baum	D12/209
D738,805 S *	9/2015	Rueckheim	D12/209
D746,208 S *	12/2015	Battams	D12/209
D746,209 S *	12/2015	Chung	D12/209
D759,561 S *	6/2016	Hale, Jr.	D12/209
D774,436 S *	12/2016	Valencia Pollex	D12/209

(21) Appl. No.: **29/565,847**

(22) Filed: **May 25, 2016**

(30) **Foreign Application Priority Data**

Nov. 26, 2015 (DE) 40 2015 101 265

(51) **LOC (10) Cl.** **12-16**

(52) **U.S. Cl.**
USPC **D12/209**

(58) **Field of Classification Search**
USPC D12/204–213
CPC B60B 7/00; B60B 7/02; B60B 7/04; B60B 7/01; B60B 7/06; B60B 3/02; B60B 3/04; B60B 3/06; B60B 3/10; B60B 1/00; B60B 1/08; B60B 1/10; B60B 1/12
See application file for complete search history.

(56) **References Cited**

U.S. PATENT DOCUMENTS

D579,846 S *	11/2008	Chung	D12/209
D630,144 S *	1/2011	Chung	D12/209
D630,564 S *	1/2011	Baum	D12/209
D638,339 S *	5/2011	Tirado	D12/209
D667,769 S	9/2012	Pollmann	
D673,492 S *	1/2013	Muller	D12/209
D685,309 S *	7/2013	Alfonso	D12/209
D686,964 S *	7/2013	Baum	D12/211

FOREIGN PATENT DOCUMENTS

EM	000010442-0002	7/2003
EM	001867169-0005	6/2013
EM	001908807-0012	9/2013
EM	002156554-0003	12/2014

* cited by examiner

Primary Examiner — Stacia Cadmus

(74) *Attorney, Agent, or Firm* — Crowell & Moring LLP

(57) **CLAIM**

The ornamental design for a vehicle wheel, as shown and described.

DESCRIPTION

FIG. 1 is a perspective view of a vehicle wheel according to the design;
FIG. 2 is an additional perspective view thereof;
FIG. 3 is an additional perspective view thereof;
FIG. 4 is a front view thereof;
FIG. 5 is a rear view thereof in a lighter gray scale, representing environmental features that form no part of the claimed design; and,
FIG. 6 is a side view thereof.

1 Claim, 6 Drawing Sheets







Fig. 1



Fig. 2



Fig. 3



Fig. 4

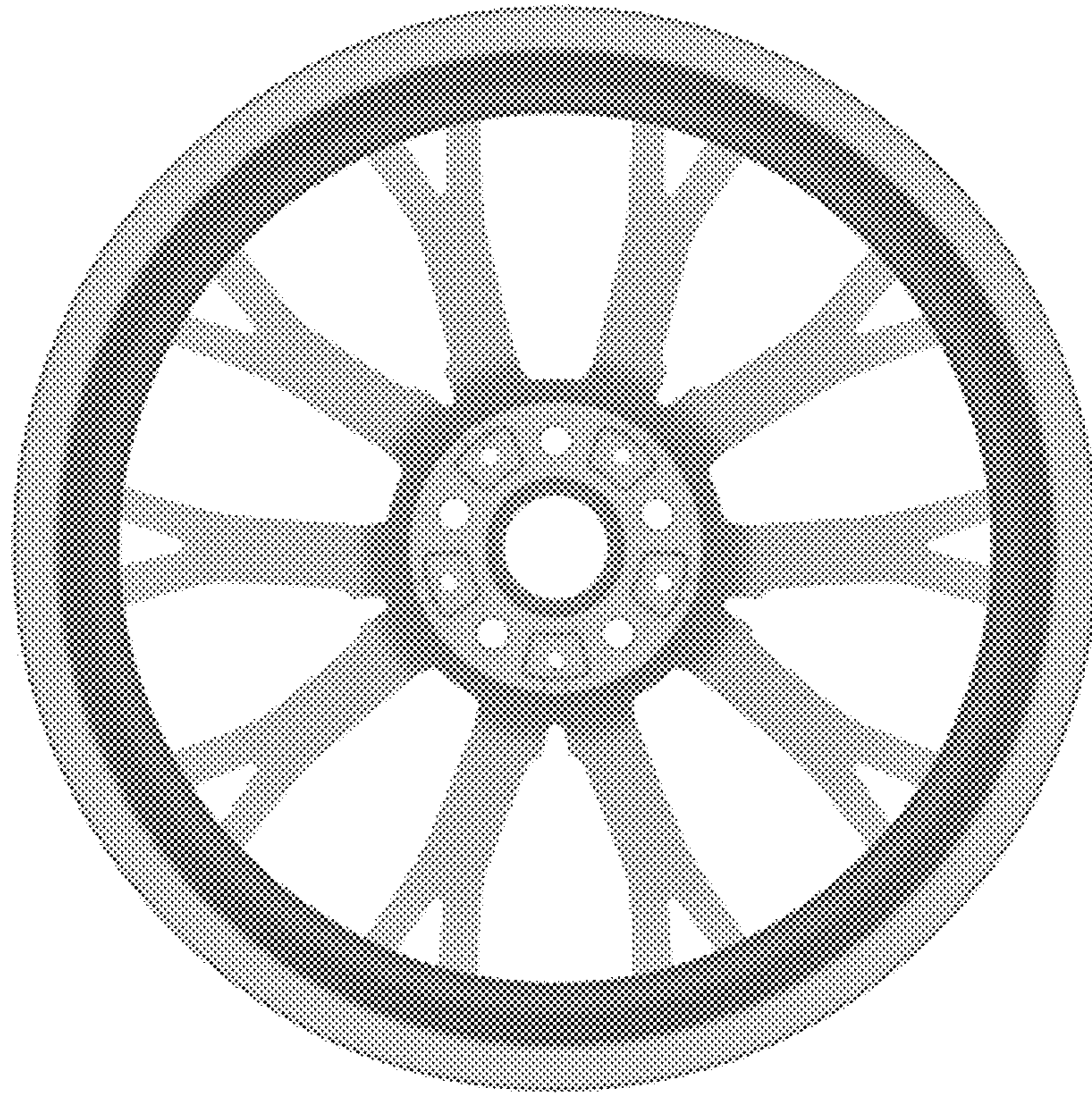


Fig. 5




Fig. 6