



US00D788662S

(12) **United States Design Patent**
Minami et al.

(10) **Patent No.:** **US D788,662 S**
(45) **Date of Patent:** **** Jun. 6, 2017**

(54) **AUTOMOBILE**

(71) Applicant: **HONDA MOTOR CO., LTD.**, Tokyo (JP)

(72) Inventors: **Toshinobu Minami**, Wako (JP); **David William Marek**, Raymond, OH (US)

(73) Assignee: **HONDA MOTOR CO., LTD.**, Tokyo (JP)

(**) Term: **15 Years**

(21) Appl. No.: **29/560,486**

(22) Filed: **Apr. 7, 2016**

(30) **Foreign Application Priority Data**

Oct. 9, 2015 (JP) 2015-022453

(51) **LOC (10) Cl.** **12-08**

(52) **U.S. Cl.**
USPC **D12/190**

(58) **Field of Classification Search**
USPC D12/190, 192, 400, 90, 91, 92, 199, 197,
D12/86, 171, 169, 163, 110, 114
CPC B60R 13/043; B60R 2013/0293
See application file for complete search history.

(56) **References Cited**

U.S. PATENT DOCUMENTS

D189,448 S * 12/1960 Loewy D12/190
D264,705 S * 6/1982 Trombley D12/190

D264,706 S * 6/1982 Trombley D12/190
D264,833 S * 6/1982 Trombley D12/190
D660,754 S * 5/2012 Nakamuta D12/190
D688,999 S * 9/2013 Matsumoto D12/190
D714,197 S * 9/2014 Matsumoto D12/190
D748,025 S * 1/2016 Yoshimine D12/190
D760,136 S * 6/2016 Takahashi D12/190
D772,770 S * 11/2016 Yoshimine D12/190
D773,364 S * 12/2016 Yoshimine D12/190
D776,589 S * 1/2017 Yoshimine D12/190
2016/0101755 A1 * 4/2016 Sharif B60R 19/52
296/193.1

* cited by examiner

Primary Examiner — Katrina A Betton

(74) *Attorney, Agent, or Firm* — Westerman, Hattori, Daniels & Adrian, LLP


(57) **CLAIM**

The ornamental design for an automobile, as shown and described.

DESCRIPTION

FIG. 1 is a front perspective view of an automobile;
FIG. 2 is a front view thereof;
FIG. 3 is an enlarged front view thereof;
FIG. 4 is a plan view thereof;
FIG. 5 is a left side view thereof; and,
FIG. 6 is a right side view thereof.
The broken lines form no part of the claimed design.

1 Claim, 6 Drawing Sheets



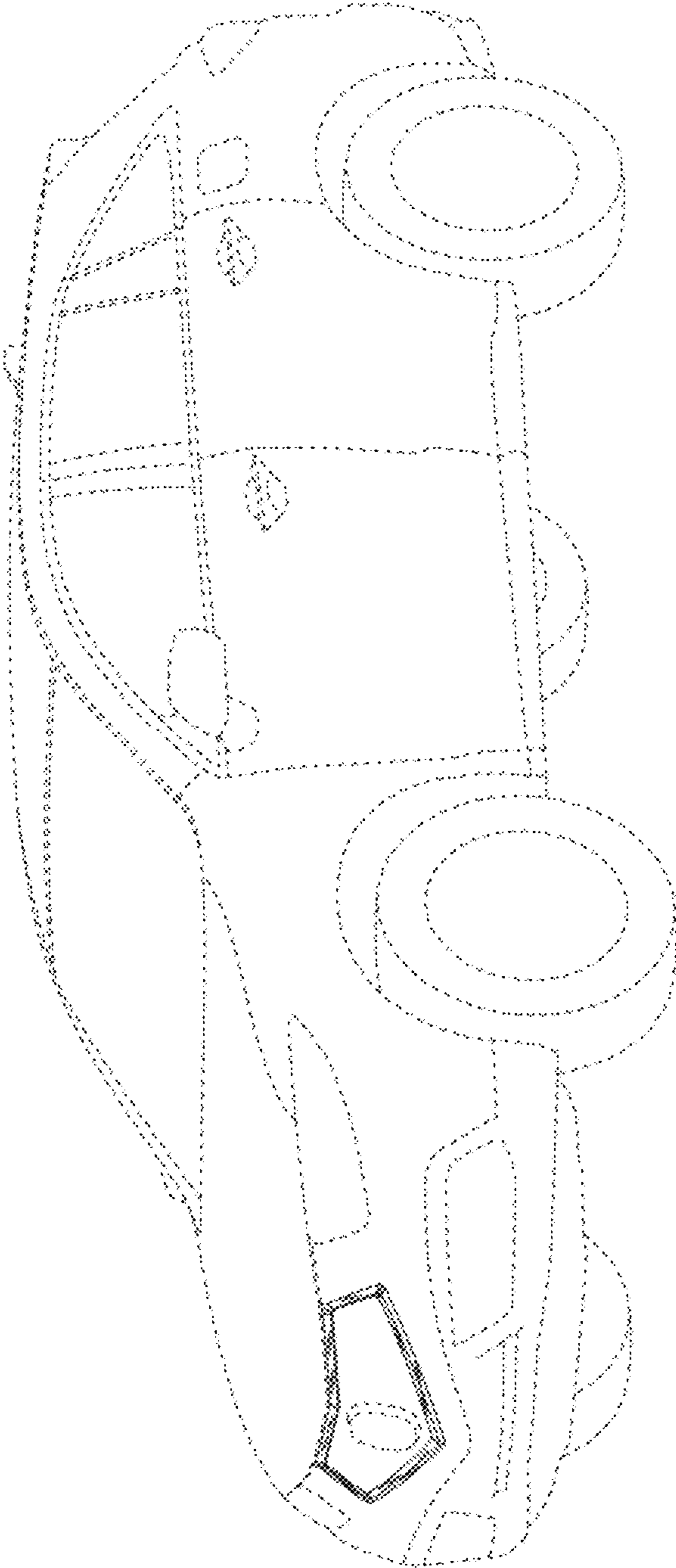


FIG.1

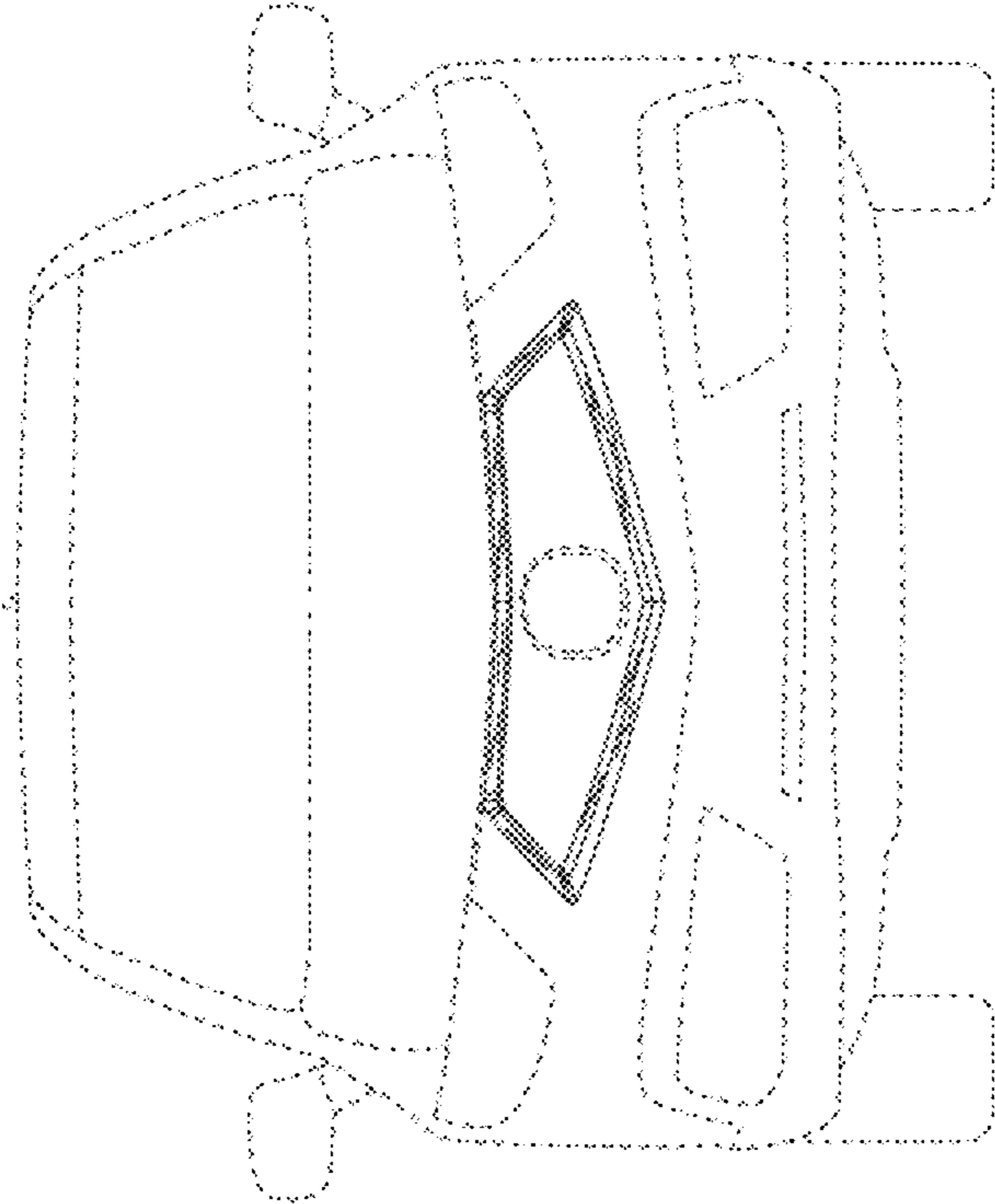


FIG.2

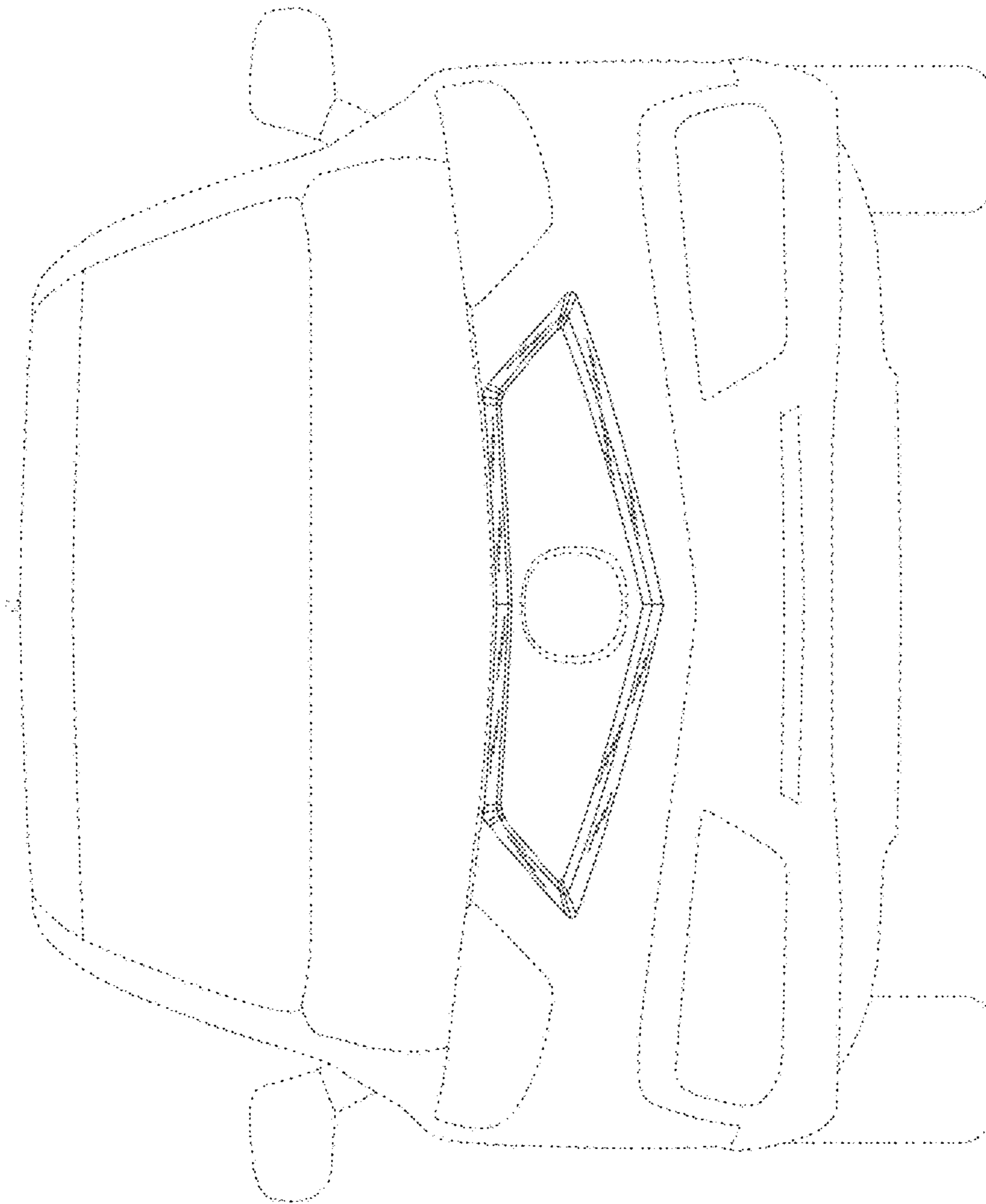


FIG.3

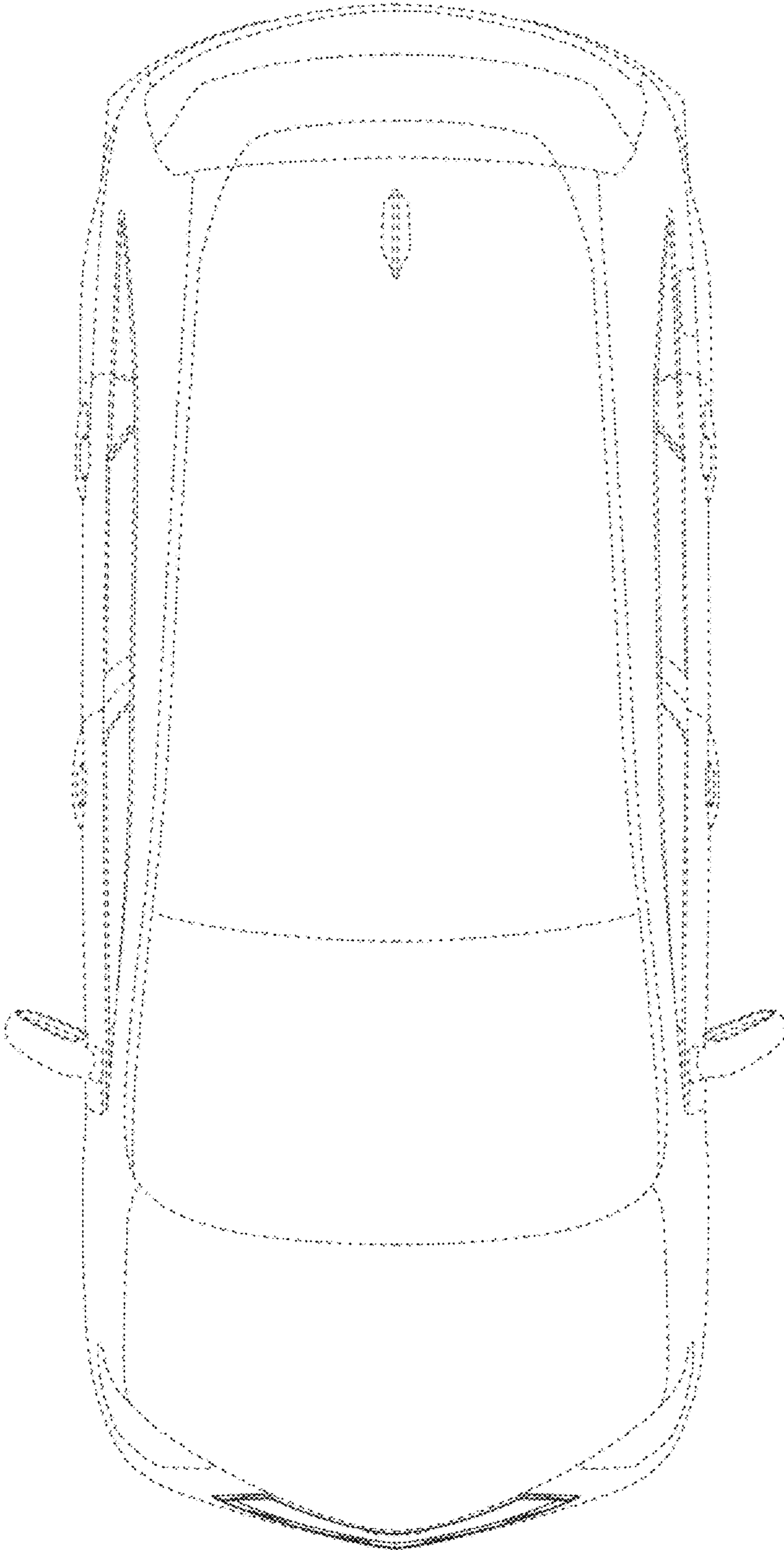


FIG.4

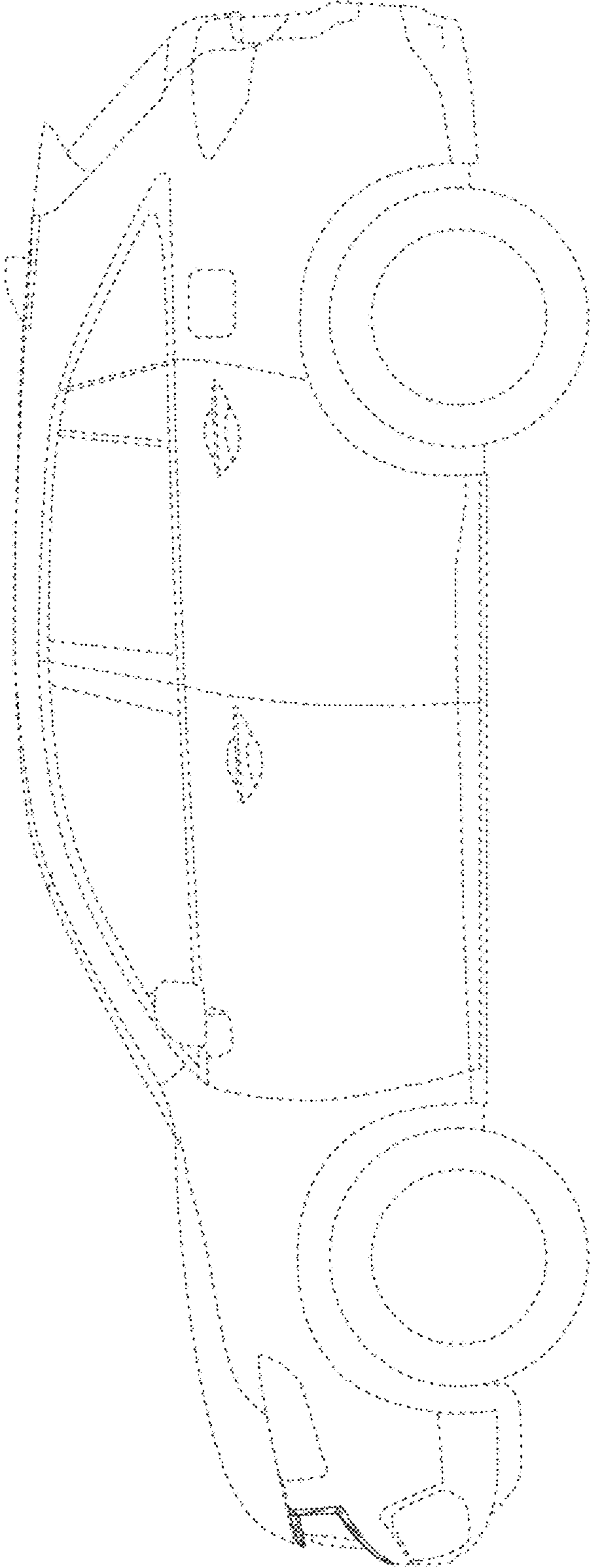


FIG.5

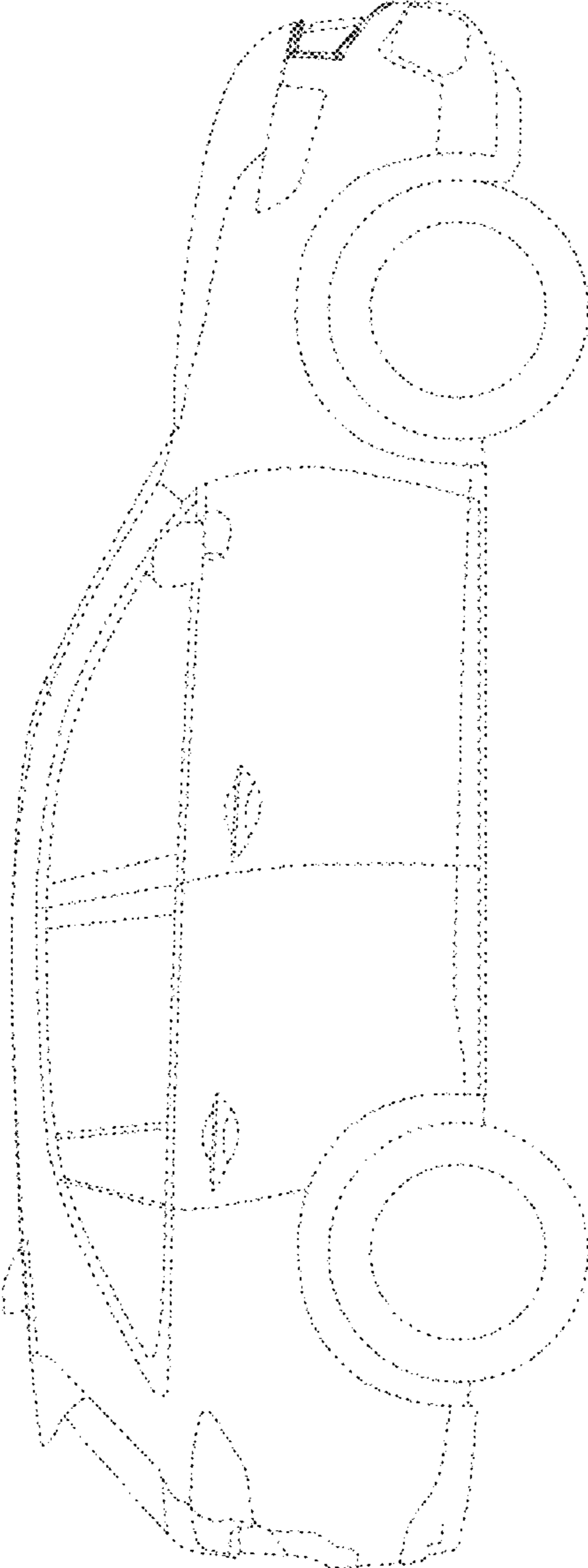


FIG.6