



US00D788661S

(12) **United States Design Patent**  
**Henstridge**

(10) **Patent No.:** **US D788,661 S**

(45) **Date of Patent:** **\*\* Jun. 6, 2017**

(54) **FENDER CLADDING FOR A VEHICLE**

(71) Applicant: **Jaguar Land Rover Limited**, Whitley,  
Coventry (GB)

(72) Inventor: **Sean Henstridge**, Coventry (GB)

(73) Assignee: **Jaguar Land Rover Limited**, Whitley,  
Coventry (GB)

(\*\*) Term: **15 Years**

(21) Appl. No.: **29/556,422**

(22) Filed: **Mar. 1, 2016**

(30) **Foreign Application Priority Data**

Sep. 4, 2015 (EM) ..... 002766758

(51) **LOC (10) Cl.** ..... **12-08**

(52) **U.S. Cl.**  
USPC ..... **D12/184**

(58) **Field of Classification Search**  
USPC ..... D12/184, 181, 191, 196, 400, 190, 88  
CPC ..... B60R 13/04; B60R 13/02  
See application file for complete search history.

(56) **References Cited**

**U.S. PATENT DOCUMENTS**

D253,764 S \* 12/1979 Lockwood ..... D12/185  
D482,993 S \* 12/2003 Conway ..... D12/184

D524,204 S \* 7/2006 Beigel ..... D12/184  
D563,853 S \* 3/2008 Rosen ..... D12/173  
D612,309 S \* 3/2010 Beigel ..... D12/184  
D621,756 S \* 8/2010 Angelo ..... D12/184  
D643,352 S \* 8/2011 Hjorten ..... D12/181  
D697,844 S \* 1/2014 Conway ..... D12/184  
D697,846 S \* 1/2014 Conway ..... D12/184  
D702,606 S \* 4/2014 Conway ..... D12/184

\* cited by examiner

*Primary Examiner* — Katrina A Betton

(74) *Attorney, Agent, or Firm* — Wood Herron & Evans  
LLP

(57) **CLAIM**

The ornamental design for a fender cladding for a vehicle,  
as shown and described.

**DESCRIPTION**

FIG. 1 is a front right perspective view of a fender cladding  
for a vehicle according to the present invention.

FIG. 2 is a rear left perspective view of the fender cladding  
shown in FIG. 1.

FIG. 3 is a front view thereof.


FIG. 4 is a rear view thereof.

FIG. 5 is a left side view thereof.

FIG. 6 is a right side view thereof; and,

FIG. 7 is a top view thereof.

**1 Claim, 7 Drawing Sheets**








FIG. 1



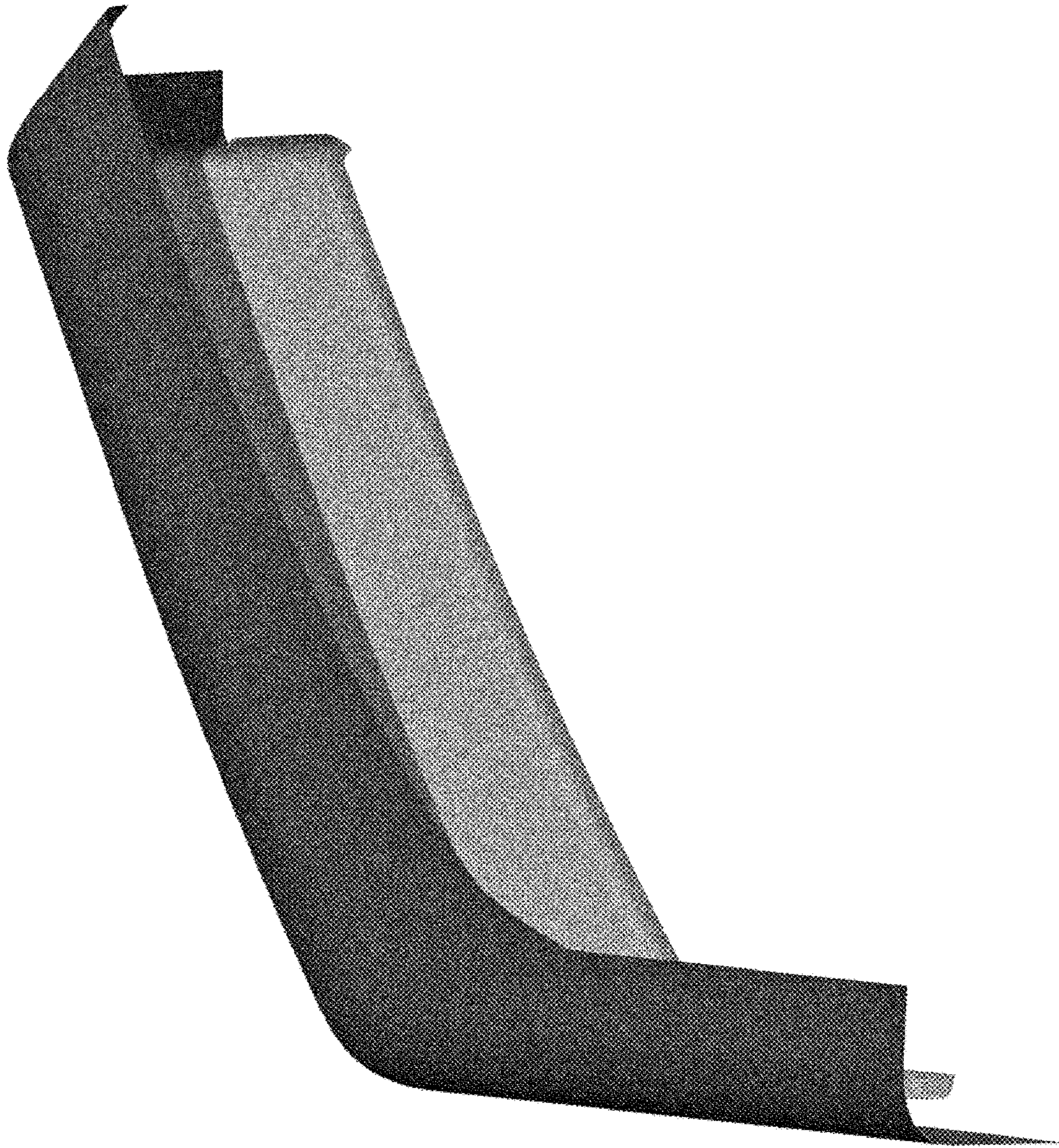


FIG. 2





FIG. 3






FIG. 4






FIG. 5






FIG. 6






FIG. 7