



US00D788659S

(12) **United States Design Patent** (10) **Patent No.:** **US D788,659 S**
Jelec (45) **Date of Patent:** **** Jun. 6, 2017**

(54) **VEHICLE HOOD VENT**
(71) Applicant: **Jaguar Land Rover Limited**, Whitley, Coventry (GB)
(72) Inventor: **Tadeusz Jelec**, Coventry (GB)
(73) Assignee: **Jaguar Land Rover Limited**, Whitley Coventry (GB)
(**) Term: **14 Years**
(21) Appl. No.: **29/525,945**
(22) Filed: **May 5, 2015**

(30) **Foreign Application Priority Data**
Nov. 5, 2014 (EM) 002571760
(51) **LOC (10) Cl.** **12-16**
(52) **U.S. Cl.**
USPC **D12/173; D12/163**
(58) **Field of Classification Search**
USPC D12/56, 90, 91, 92, 163, 164, 169, 196, D12/171, 173, 216; D15/89; D23/354, D23/371, 385, 387, 388, 393, 412; D25/155; D26/59, 72, 120, 121; D6/703.5, 409
CPC .. B63B 3/66; B60H 1/34; B60H 1/248; B60H 1/262; B60K 13/02; B60K 13/005; B60K 19/52; B60K 2019/525
See application file for complete search history.

(56) **References Cited**
U.S. PATENT DOCUMENTS
5,275,249 A * 1/1994 Nelson B62D 25/12 180/68.1
D410,219 S * 5/1999 Bangle D12/163

D471,495 S * 3/2003 Hoyle, Jr. D12/173
D598,345 S * 8/2009 Juraschek D12/181
D630,140 S * 1/2011 Reichman D12/173
D678,152 S * 3/2013 Behmer D12/173
D685,691 S * 7/2013 Messale D12/163
D696,165 S * 12/2013 Campbell D12/163
D708,990 S * 7/2014 Conway D12/163
D713,765 S * 9/2014 Peltola D12/163
D714,195 S * 9/2014 Conway D12/163
D726,080 S * 4/2015 Mays D12/173
D751,013 S * 3/2016 Curic D12/163
D756,273 S * 5/2016 Platto D12/163
D758,257 S * 6/2016 Platto D12/163
2003/0027516 A1 * 2/2003 Mafi F24F 13/20 454/276

* cited by examiner

Primary Examiner — Darlington Ly
(74) *Attorney, Agent, or Firm* — Wood Herron & Evans LLP

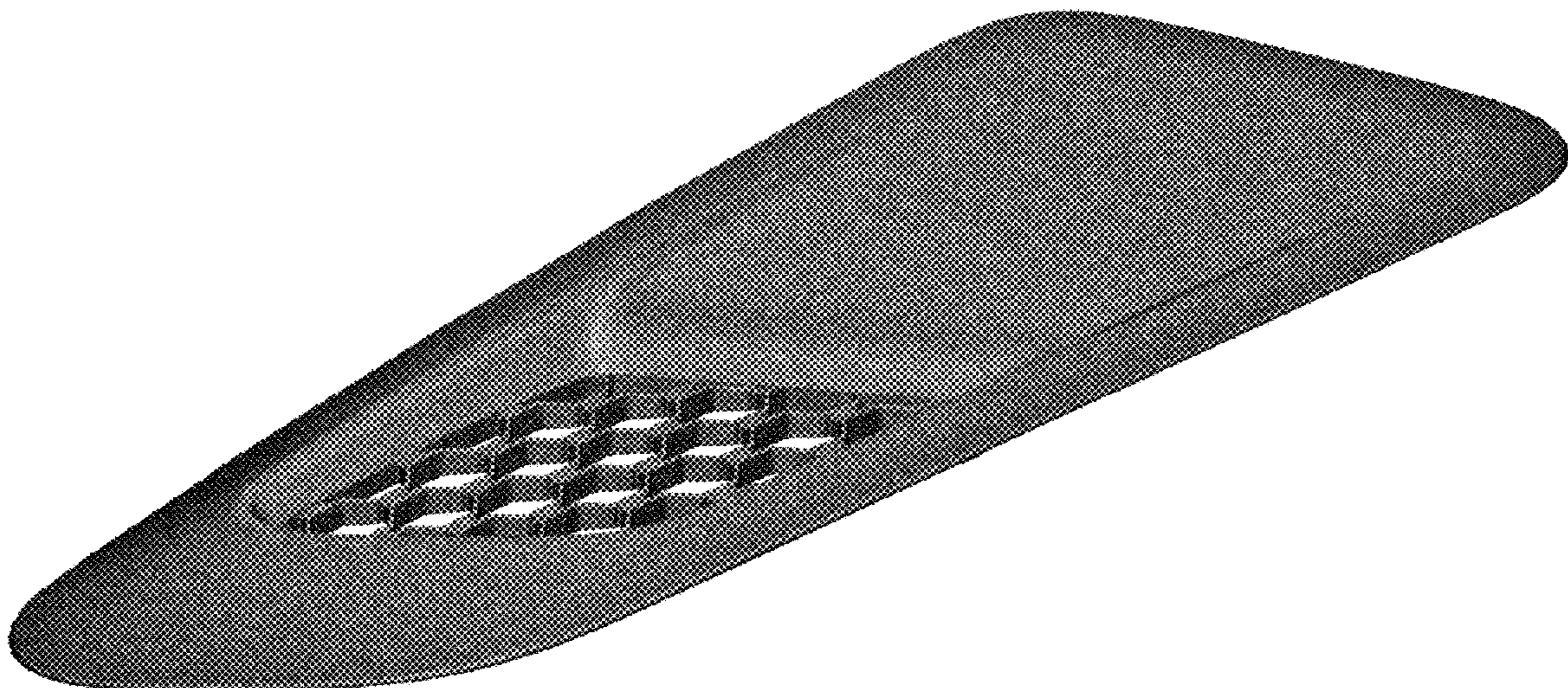
(57) **CLAIM**

The ornamental design for a vehicle hood vent, as shown and described.

DESCRIPTION

FIG. 1 is a front perspective view of a vehicle hood vent showing my new design;
FIG. 2 is a rear perspective view thereof;
FIG. 3 is a front elevation view thereof;
FIG. 4 is a left side elevation view thereof;
FIG. 5 is a right side elevation view thereof;
FIG. 6 is a top plan view thereof; and,
FIG. 7 is a bottom plan view thereof.

1 Claim, 5 Drawing Sheets



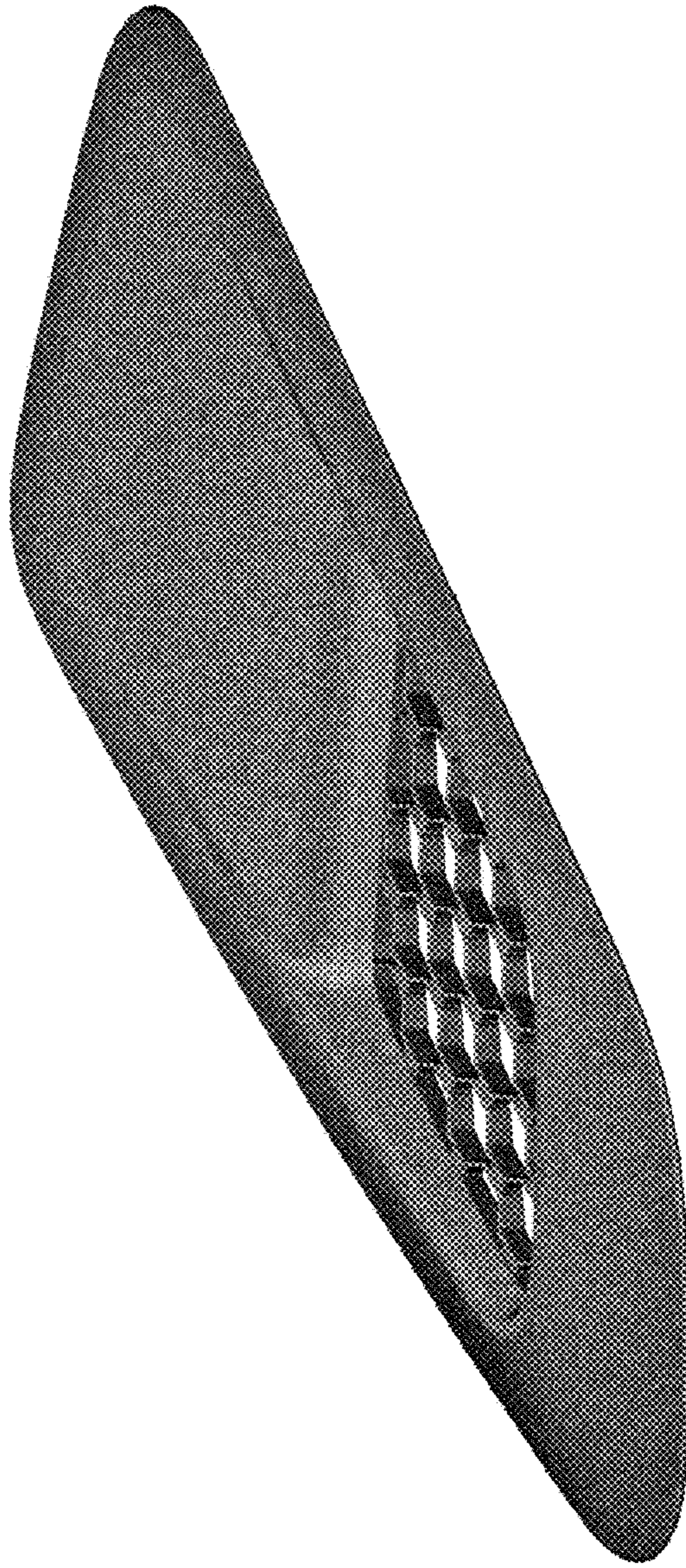


FIG. 1

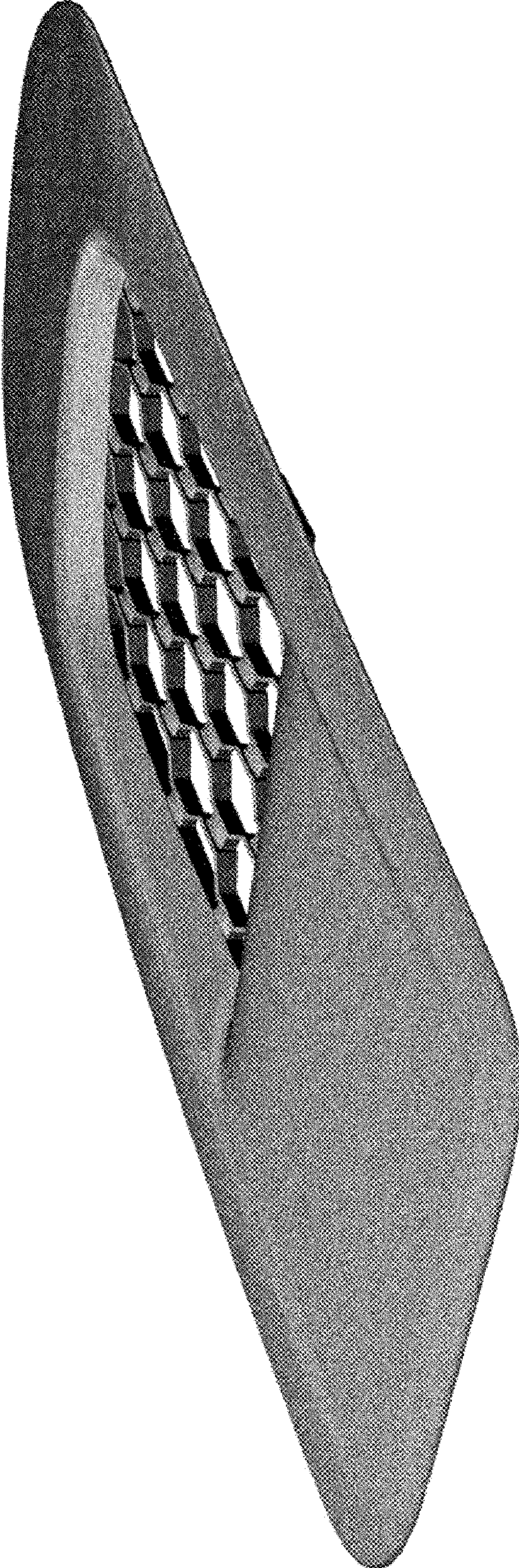


FIG. 2




FIG. 3




FIG. 4




FIG. 5

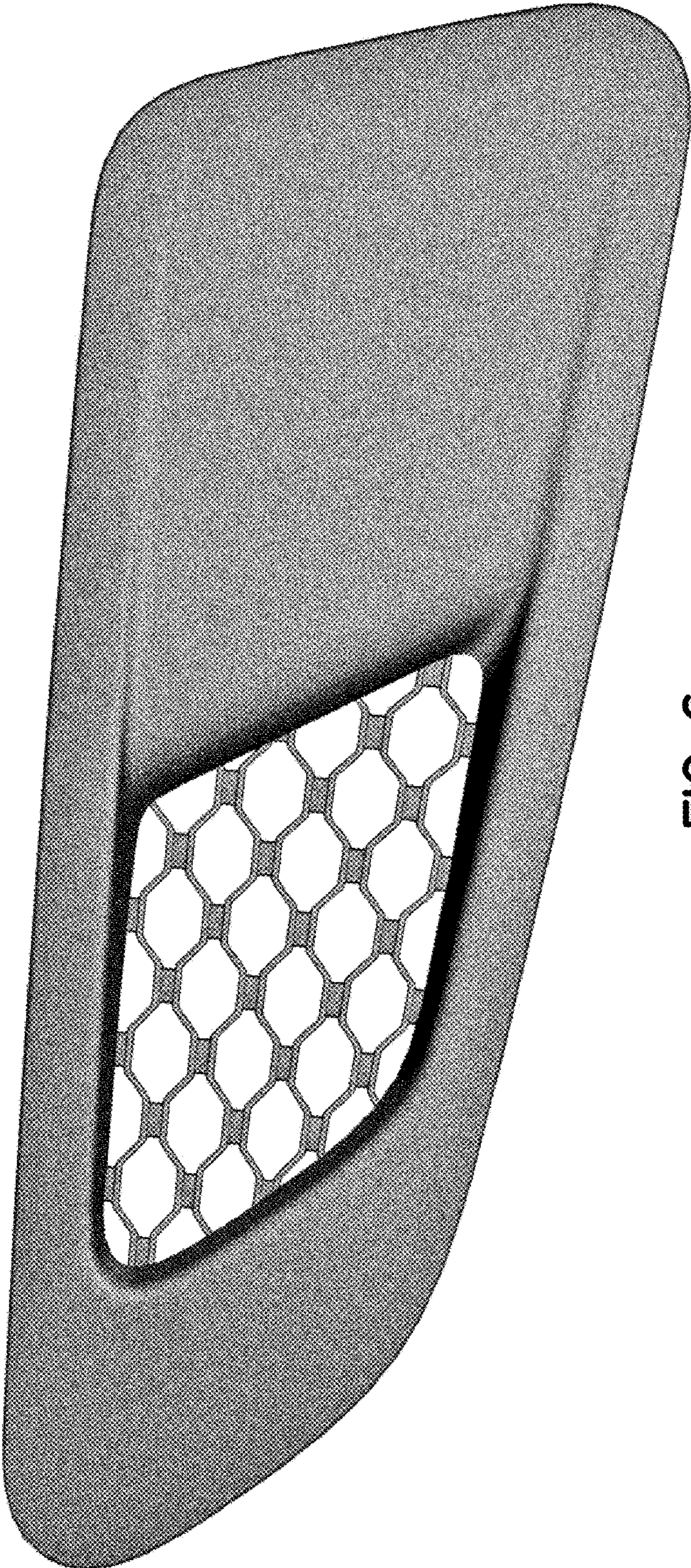


FIG. 6

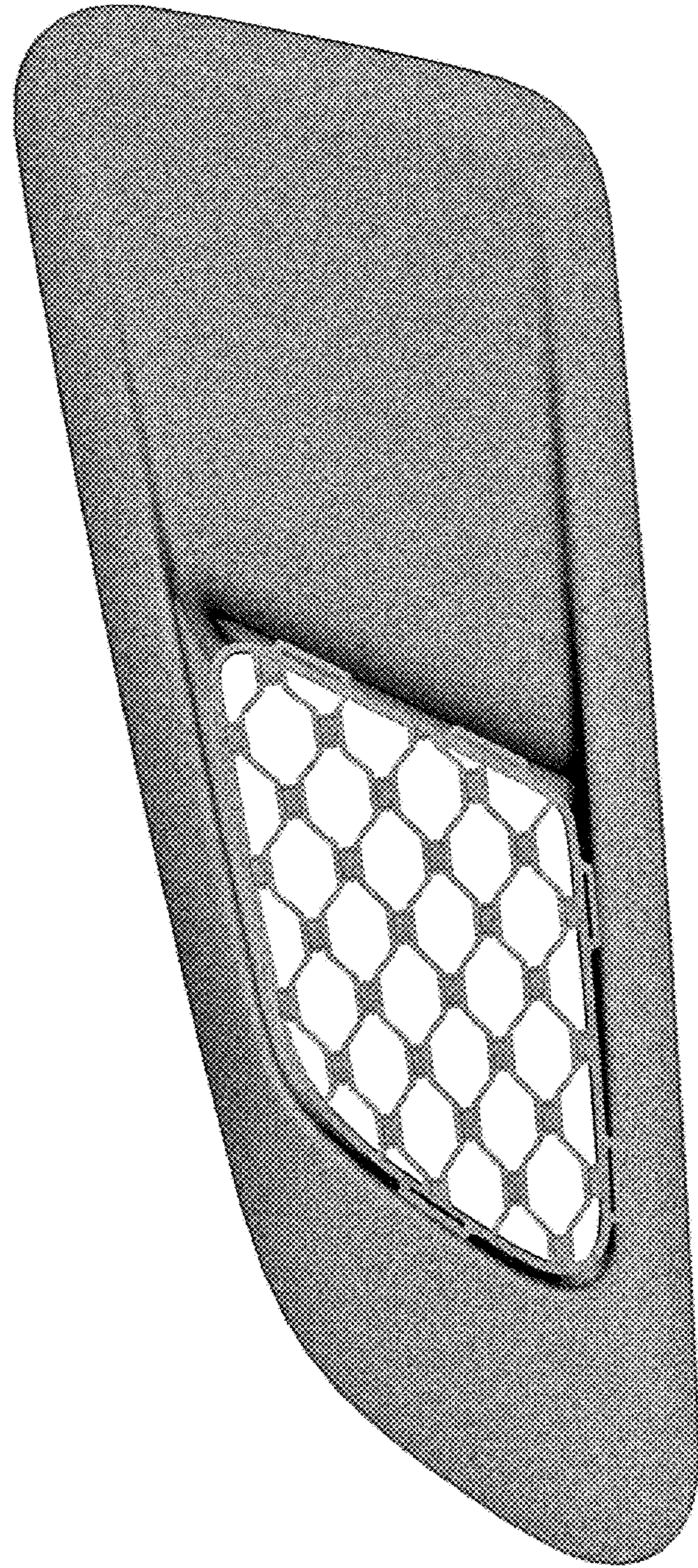


FIG. 7