



US00D788657S

(12) **United States Design Patent**  
**Oohashi et al.**

(10) **Patent No.:** **US D788,657 S**  
(45) **Date of Patent:** **\*\* Jun. 6, 2017**

(54) **REAR BUMPER FOR AUTOMOBILE**

FOREIGN PATENT DOCUMENTS

- (71) Applicant: **Nissan Motor Co., Ltd.**, Yokohama, Kanagawa (JP)
- (72) Inventors: **Genta Oohashi**, Kanagawa (JP); **Koji Wakabayashi**, Kanagawa (JP); **Tooru Yamashita**, Kanagawa (JP)
- (73) Assignee: **Nissan Motor Co., Ltd.**, Yokohama (JP)
- (\*\*) Term: **15 Years**

JP	D1428892 S	12/2011
JP	D1481526 S	10/2013
JP	D1486325 S	12/2013
JP	D1486862 S	12/2013
JP	D1486870 S	12/2013
JP	D1489383 S	2/2014
JP	D1472543 S	6/2014
JP	D1498811 S	6/2014
JP	D1446730 S	7/2014
JP	D1511275 S	11/2014
JP	D1529416 S	7/2015
JP	D1530109 S	8/2015
JP	D1530848 S	8/2015
JP	D1531513 S	8/2015
JP	D1517393 S	2/2016

(21) Appl. No.: **29/556,000**

\* cited by examiner

(22) Filed: **Feb. 26, 2016**

*Primary Examiner* — Melody N Brown

(30) **Foreign Application Priority Data**

(74) *Attorney, Agent, or Firm* — Global IP Counselors, LLP

Aug. 28, 2015 (JP) ..... 2015-019051

(51) **LOC (10) Cl.** ..... **12-16**

(52) **U.S. Cl.**  
USPC ..... **D12/169**

(58) **Field of Classification Search**  
USPC .... D12/169, 216, 90-92, 86, 171, 196, 163;  
293/102, 113, 115, 117, 120; 296/180.1,  
296/180.2  
CPC ..... B60R 19/02; B60R 19/04; B62D 25/08  
See application file for complete search history.

(57) **CLAIM**

The ornamental design for a rear bumper for an automobile, as shown and described.

(56) **References Cited**

**DESCRIPTION**


U.S. PATENT DOCUMENTS

D680,039 S	4/2013	Okamoto et al.	
D698,711 S	2/2014	Endo et al.	
D718,678 S	12/2014	Ishizuka et al.	
D746,188 S	12/2015	Nakagawa et al.	
D763,747 S	* 8/2016	Hammoud	D12/169
D773,966 S	* 12/2016	Choi	D12/169

FIG. 1 is a front elevational view of a rear bumper for an automobile showing our new design;  
FIG. 2 is a top plan view thereof;  
FIG. 3 is a bottom plan view thereof;  
FIG. 4 is a right side elevational view thereof;  
FIG. 5 is a left side perspective view thereof;  
FIG. 6 is a top, front and right side perspective view thereof;  
and,  
FIG. 7 is a bottom, front and left side perspective view thereof.

The rear view of the rear bumper forms no part of the claimed design since it will not be visible once the rear bumper is mounted to an automobile.

**1 Claim, 7 Drawing Sheets**






FIG. 1



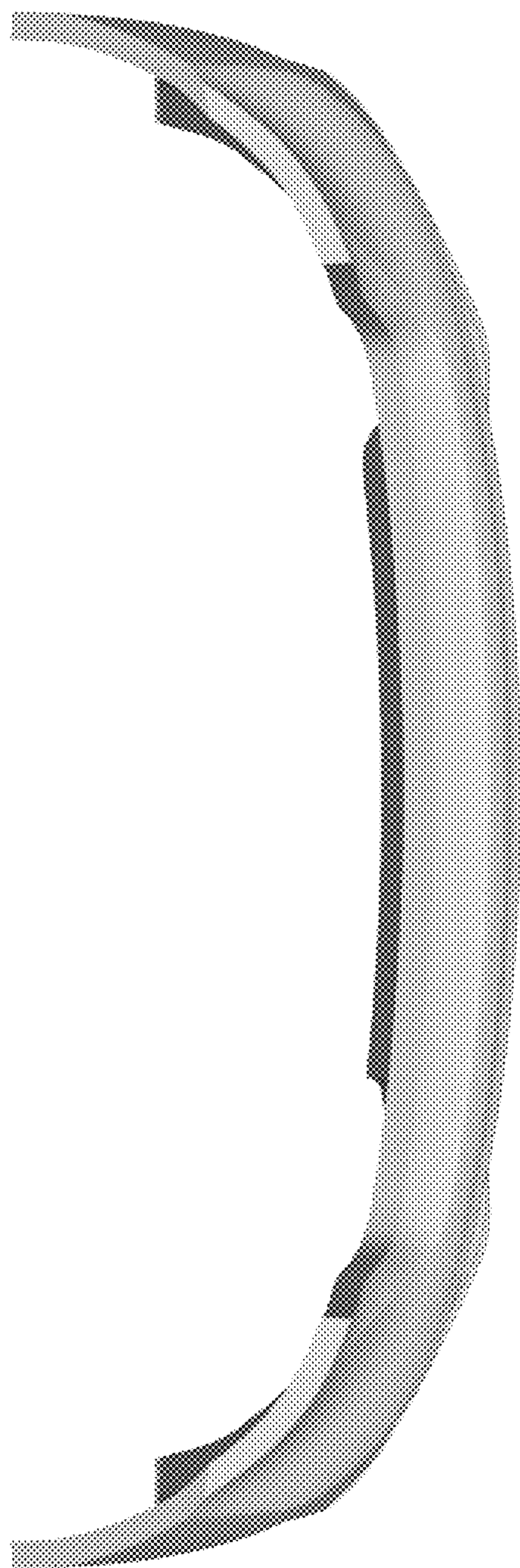


FIG. 2




FIG. 3




FIG. 4




FIG. 5






FIG. 6

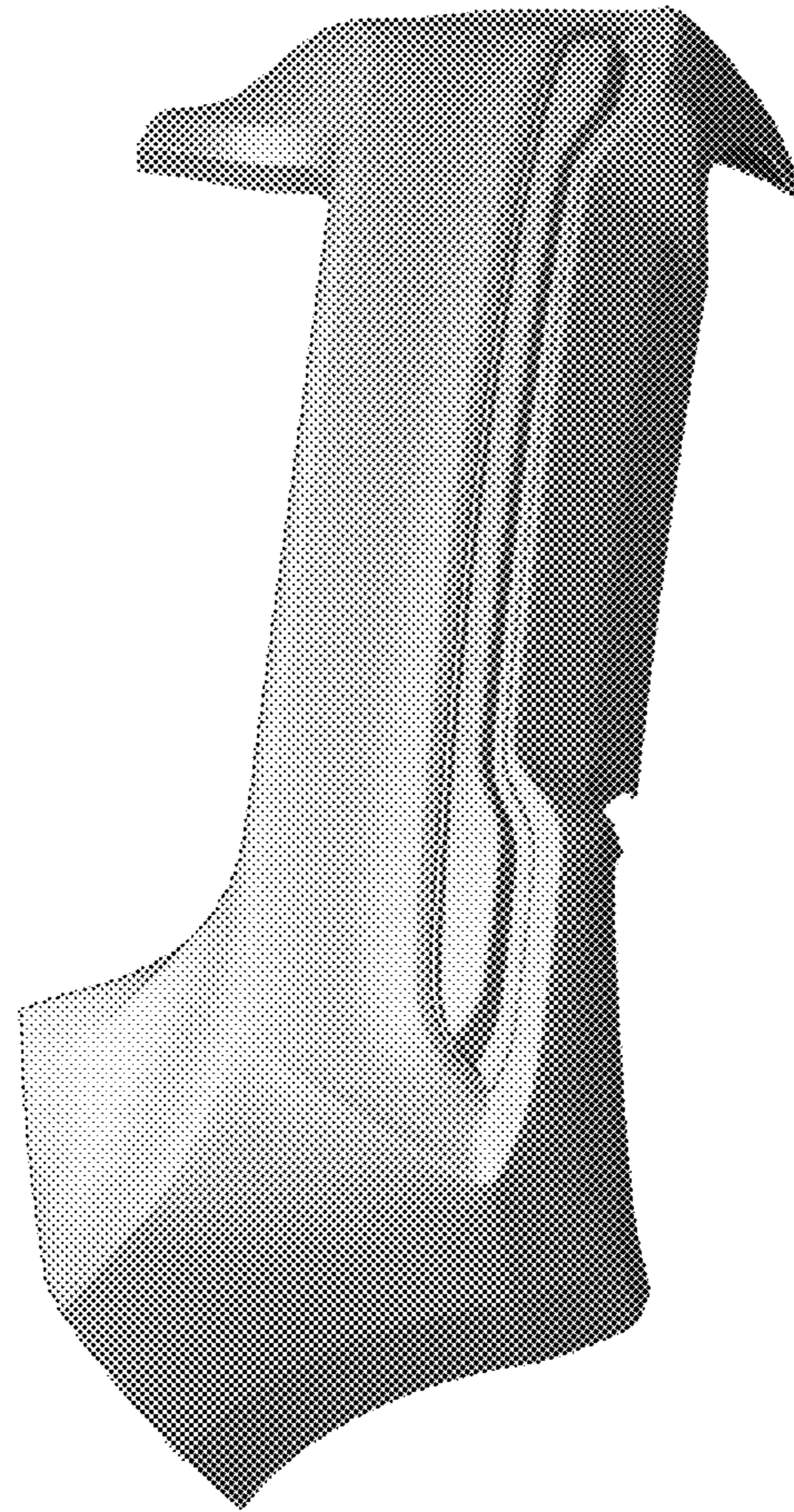


FIG. 7