



US00D788615S

(12) **United States Design Patent** (10) **Patent No.:** **US D788,615 S**
Teranishi et al. (45) **Date of Patent:** **** Jun. 6, 2017**

(54) **PROBE PIN**

(56) **References Cited**

(71) Applicant: **OMRON Corporation**, Kyoto-shi,
Kyoto (JP)

U.S. PATENT DOCUMENTS

(72) Inventors: **Hirotda Teranishi**, Osaka (JP);
Takahiro Sakai, Moriyama (JP)

8,715,015 B2 * 5/2014 Hwang G01R 1/06722
439/700
9,124,012 B2 * 9/2015 Sakai H01R 13/2428
9,130,290 B2 * 9/2015 Sakai H01R 13/2428
9,322,846 B2 * 4/2016 Sakai H01R 13/2428

(73) Assignee: **OMRON Corporation**, Kyoto (JP)

* cited by examiner

(**) Term: **15 Years**

Primary Examiner — Antoine D Davis

(21) Appl. No.: **29/573,425**

(74) *Attorney, Agent, or Firm* — Capitol City TechLaw

(22) Filed: **Aug. 5, 2016**

(57) **CLAIM**

The ornamental design for a probe pin, as shown and described.

(30) **Foreign Application Priority Data**

DESCRIPTION

Feb. 15, 2016 (JP) 2016-003160

(51) **LOC (10) Cl.** **10-04**

(52) **U.S. Cl.**
USPC **D10/80**

(58) **Field of Classification Search**
USPC D10/78, 80
CPC G01R 1/067; G01R 1/06705; G01R 1/06711;
G01R 1/06716; G01R 1/06722; G01R
1/06727; G01R 1/06733; G01R 1/06738;
G01R 1/06744; G01R 1/0675; G01R
1/06766; G01R 1/06772; G01R 1/06777;
G01R 1/06783; G01R 1/0678

FIG. 1 is a front, top, and right side perspective view of a probe pin showing our new design;
FIG. 2 is a front view thereof;
FIG. 3 is a rear view thereof;
FIG. 4 is a left side view thereof;
FIG. 5 is a right side view thereof;
FIG. 6 is a top view thereof;
FIG. 7 is a bottom view thereof; and,
FIG. 8 is an exploded perspective view thereof.
The even broken lines shown in the figures illustrate portions of the probe pin that form no part of the claimed design. The uneven broken lines shown in the figures represent unclaimed boundaries.

See application file for complete search history.

1 Claim, 5 Drawing Sheets

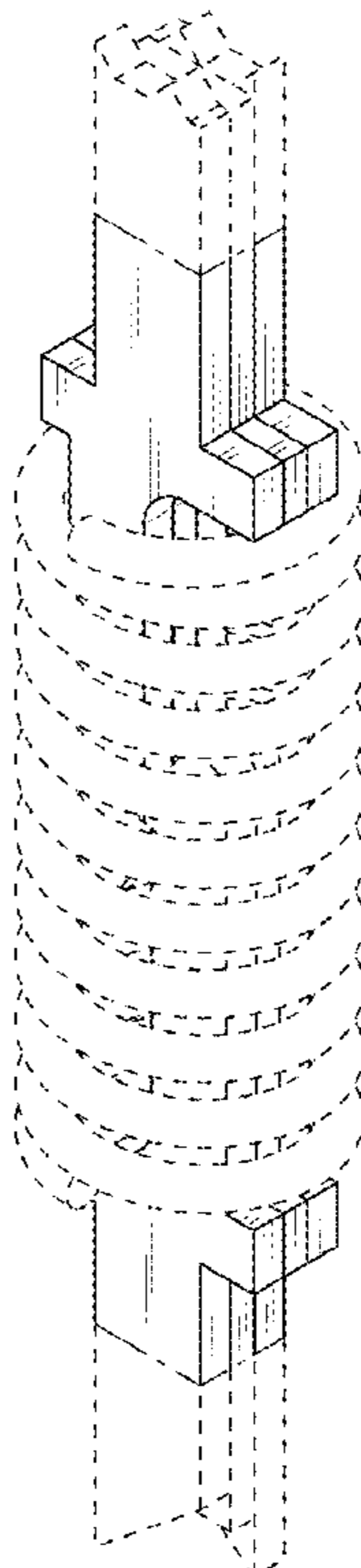


Fig. 1

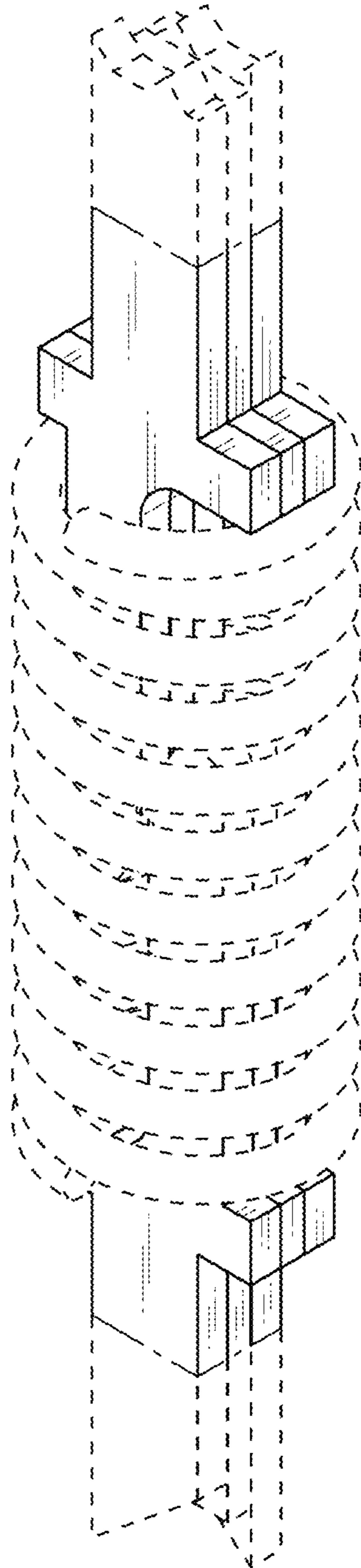


Fig. 2




Fig. 3




Fig. 4

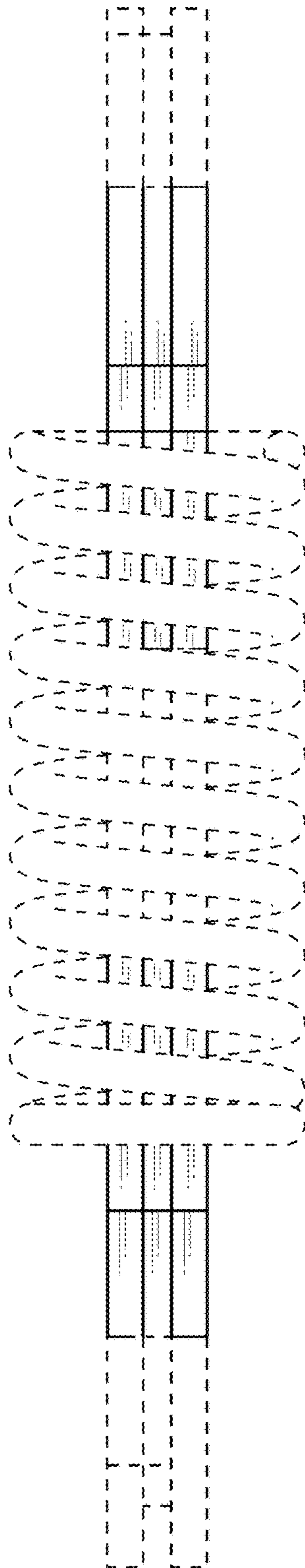


Fig. 5




Fig. 6

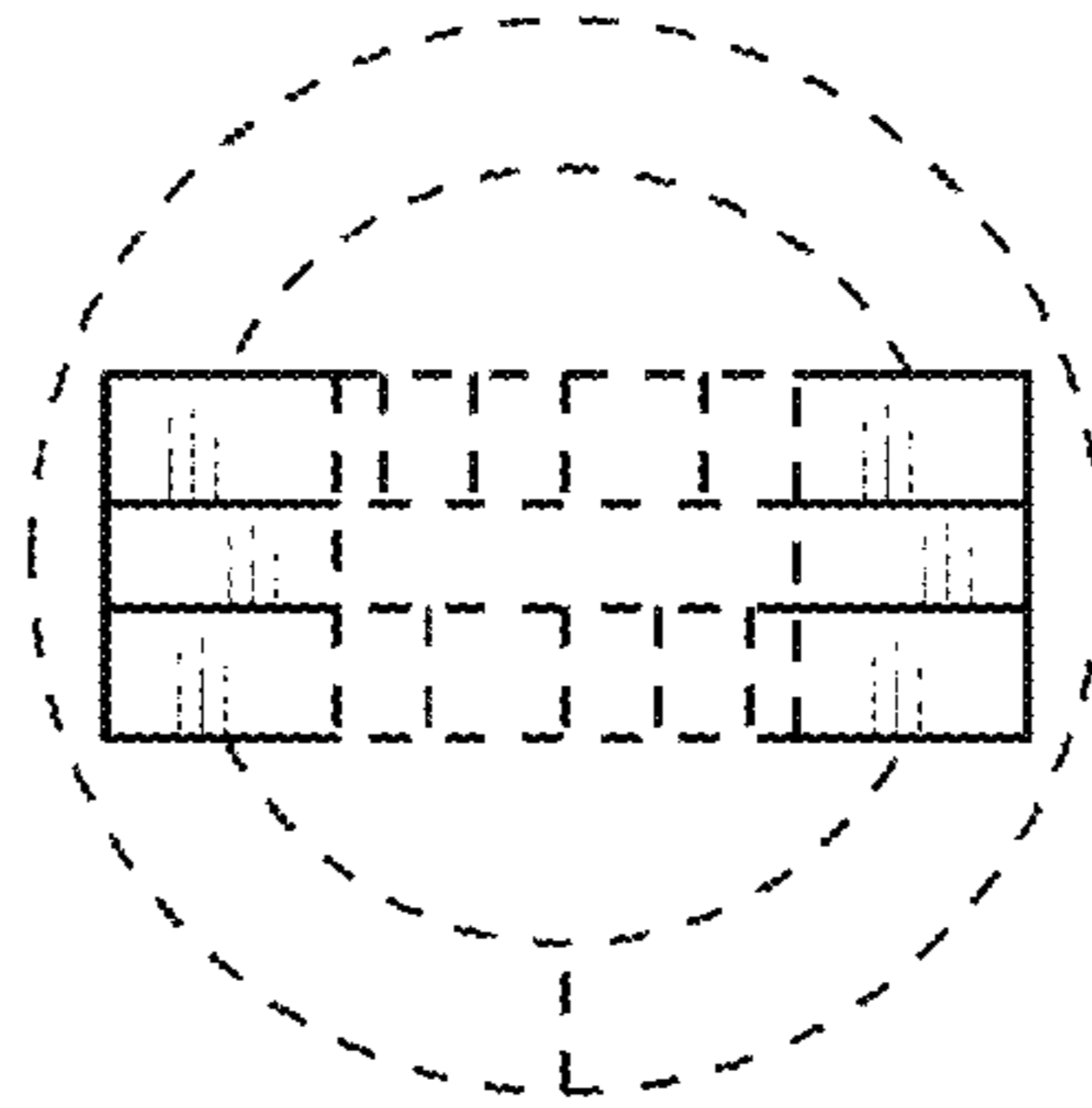


Fig. 7

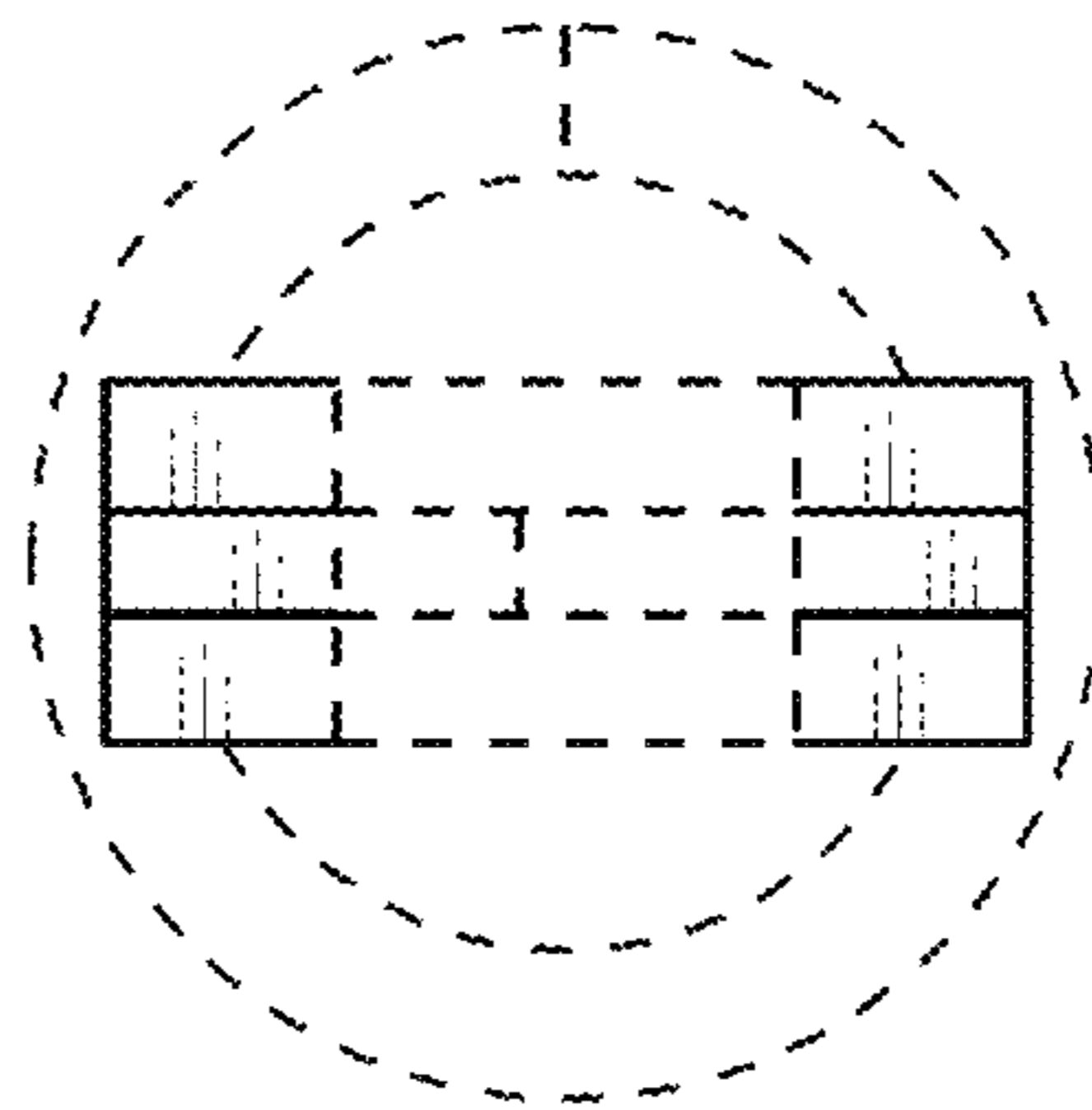


Fig. 8

