



US00D788596S

(12) **United States Design Patent** (10) **Patent No.:** **US D788,596 S**
Bontorno et al. (45) **Date of Patent:** **** Jun. 6, 2017**

(54) **DISPENSING CONTAINER**
(71) Applicant: **Johnson & Johnson Consumer Inc.,**
Skillman, NJ (US)
(72) Inventors: **Andrew Bontorno,** Ho-ho-kus, NJ
(US); **Juliane Chung,** Brooklyn, NY
(US); **Timothy O’Toole,** Jersey City,
NJ (US); **Aimee Sealfon,** Brooklyn, NY
(US)
(73) Assignee: **Johnson & Johnson Consumer Inc.,**
Skillman, NJ (US)
(**) Term: **15 Years**

D173,328 S *	10/1954	Stoll	D9/606
D207,429 S *	4/1967	McLean	D9/563
D212,278 S *	9/1968	Weckman	D9/550
D214,309 S *	6/1969	Matsuo	D9/606
D229,544 S *	12/1973	Weckman	D9/542
D247,093 S *	1/1978	Torongo	D9/550
D257,504 S *	11/1980	Weckman	D9/563
D312,963 S *	12/1990	Cleminshaw	D9/603
D545,211 S *	6/2007	Armstrong	D9/563
D551,083 S *	9/2007	Schwarz	D9/551
D565,422 S *	4/2008	Cowan-Hughes	D9/563
D594,341 S *	6/2009	Casey	D9/563
D656,396 S *	3/2012	Palmieri	D9/434
D662,420 S *	6/2012	Frisch	D9/550
D673,613 S *	1/2013	Murphy	D20/22
D673,858 S *	1/2013	Horio	D9/434
D707,560 S *	6/2014	Wallace	D9/500

* cited by examiner

(21) Appl. No.: **29/555,520**
(22) Filed: **Feb. 23, 2016**
(51) **LOC (10) Cl.** **09-01**
(52) **U.S. Cl.**
USPC **D9/606; D9/434; D9/550; D9/551**
(58) **Field of Classification Search**
USPC **D9/600-606, 500-504, 516, 537-545,**
D9/549-551, 563-564, 434; 206/457,
206/494, 459.5, 527, 540; 229/116.1;
215/381-384, 400; D7/514-516, 539,
D7/544, 571, 579, 604, 613, 619.2,
D7/628-630, 391-392.1; D3/202,
D3/270-271.12
CPC **B65D 67/00; B65D 81/36; B65D 81/60;**
B65D 81/368; B65D 2203/00; B65D
2203/02; A63H 33/16
See application file for complete search history.

Primary Examiner — Sandra Morris

(57) **CLAIM**

The ornamental design for a dispensing container, as shown and described.

DESCRIPTION

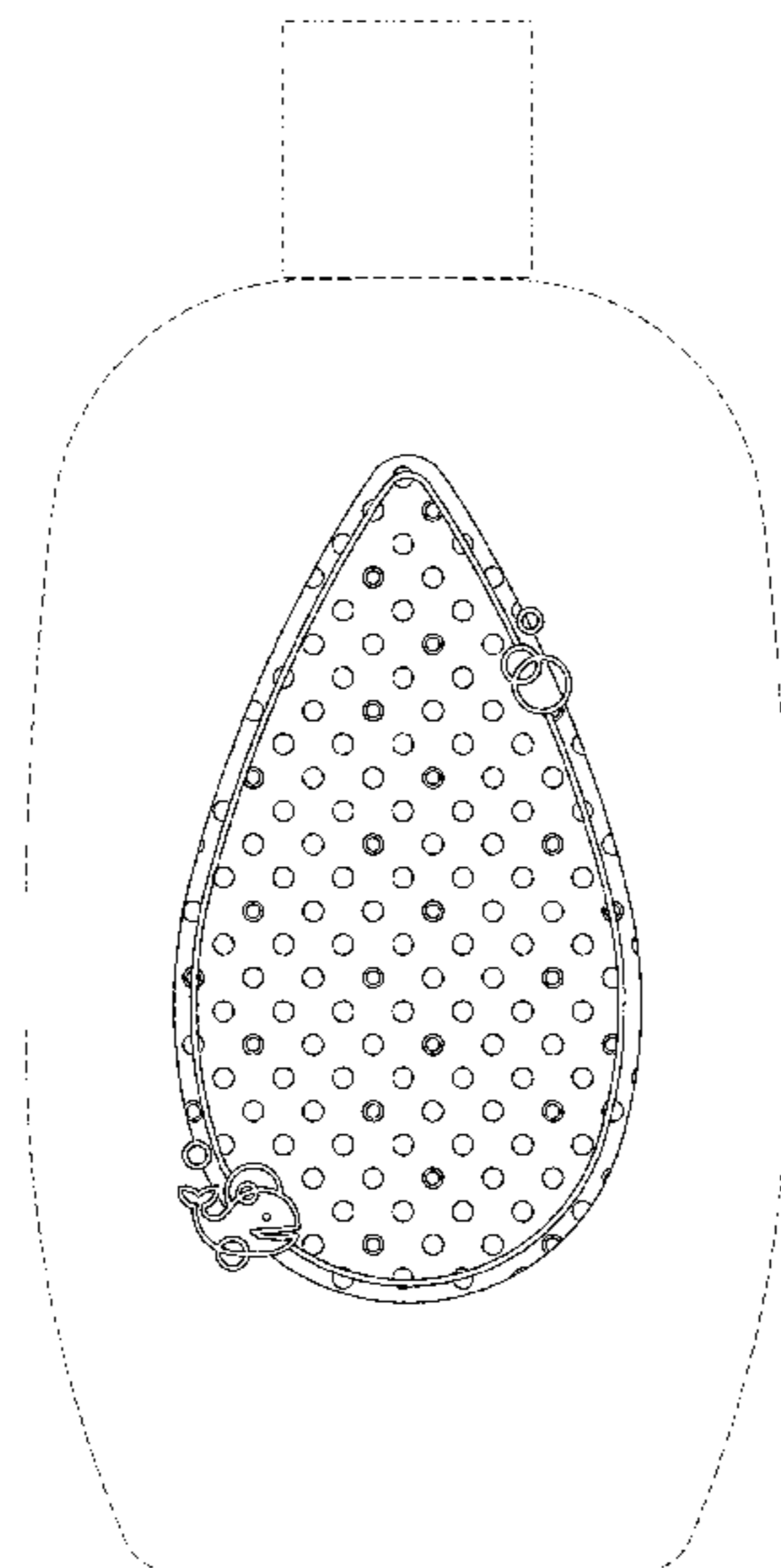
FIG. 1 is a top perspective view of the front side of a dispensing container of the present invention.
FIG. 2 is a front elevational view of the dispensing container depicted in FIG. 1.
FIG. 3 is a top perspective view of the front side of an alternate dispensing container of the present invention; and, FIG. 4 is a front elevational view of the dispensing container depicted in FIG. 3.
The ornamental design which is claimed is shown in solid lines in the drawings. The dashed broken lines are shown for the purpose of illustrating portions of the dispensing container that form no part of the claimed design. The sides of the dispensing container that are not shown in the Figures contain no claimed elements.

(56) **References Cited**

U.S. PATENT DOCUMENTS

D95,216 S *	4/1935	Behr, Jr.	D9/606
D102,654 S *	1/1937	Mintz	D9/606
D149,616 S *	5/1948	Chalom	D9/606

1 Claim, 4 Drawing Sheets



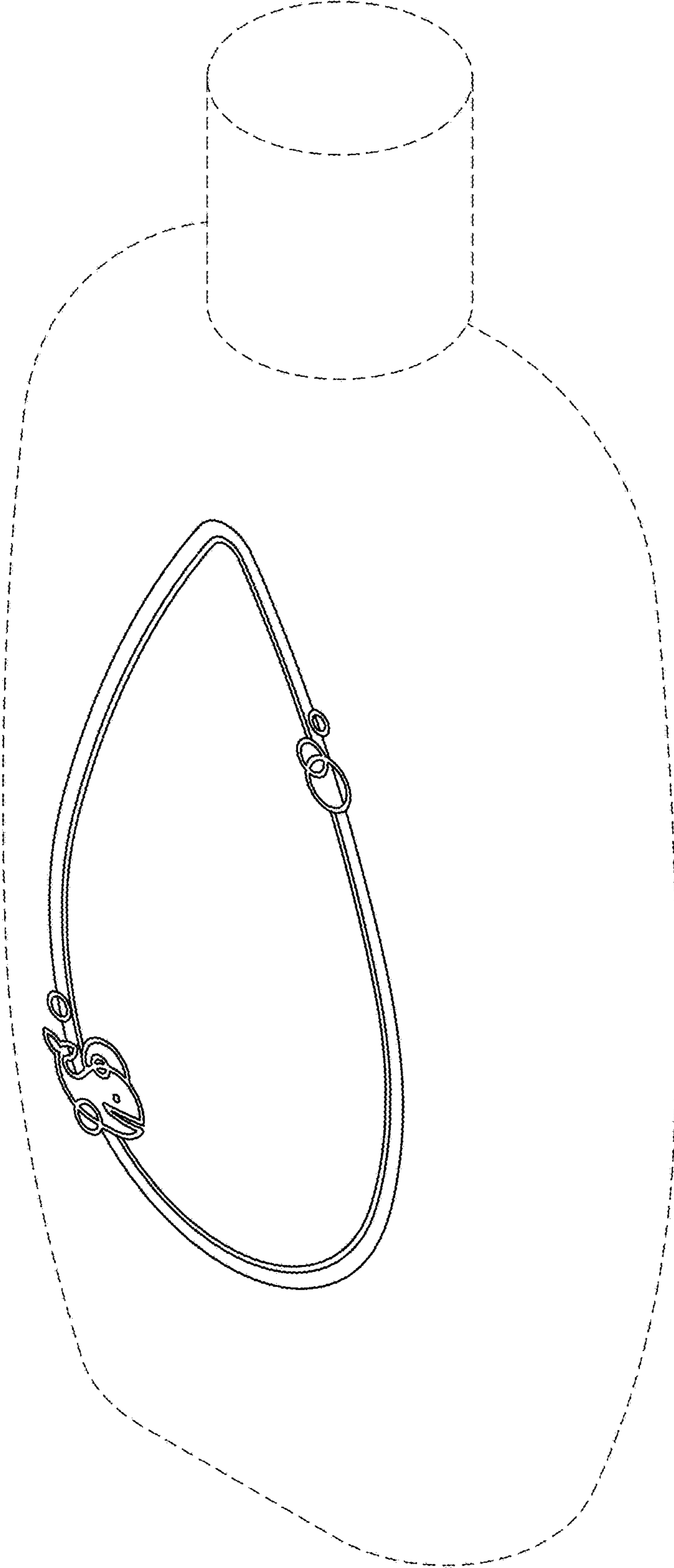


FIG. 1



FIG. 2

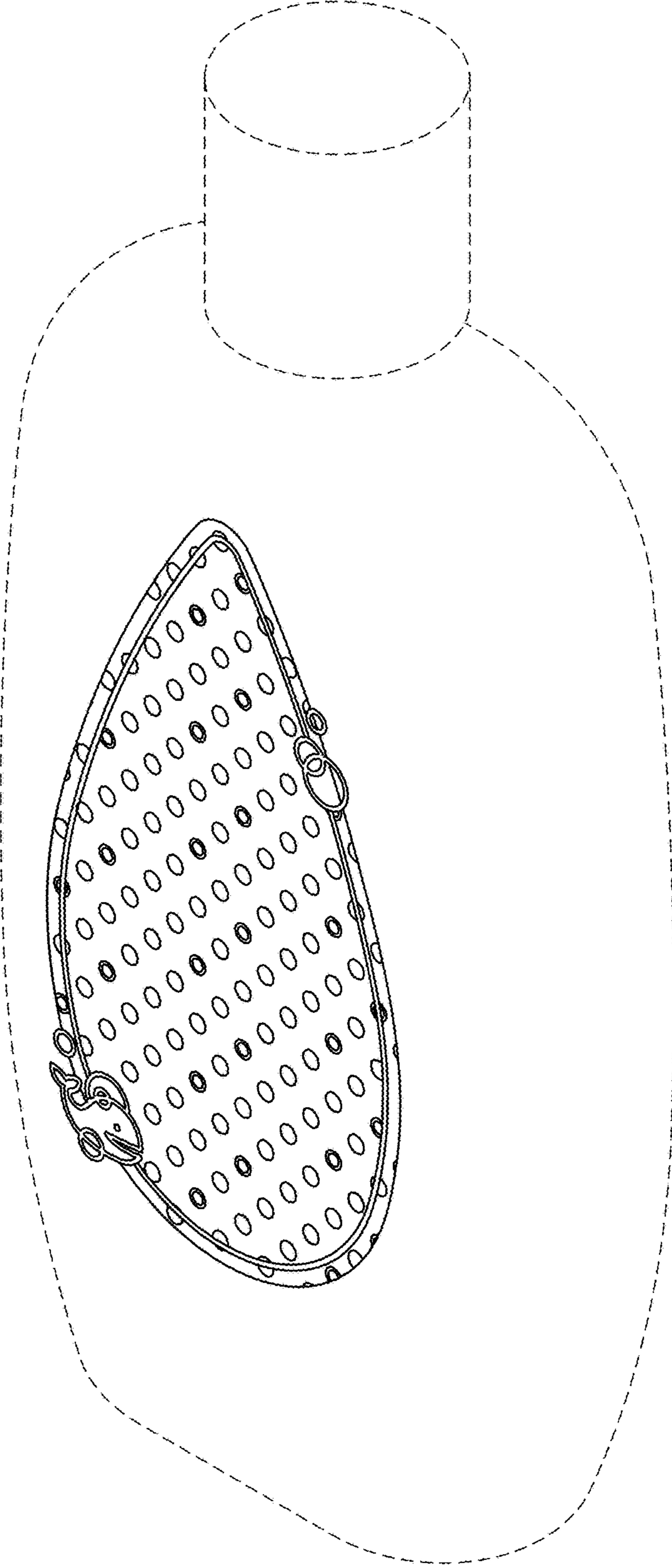


FIG. 3

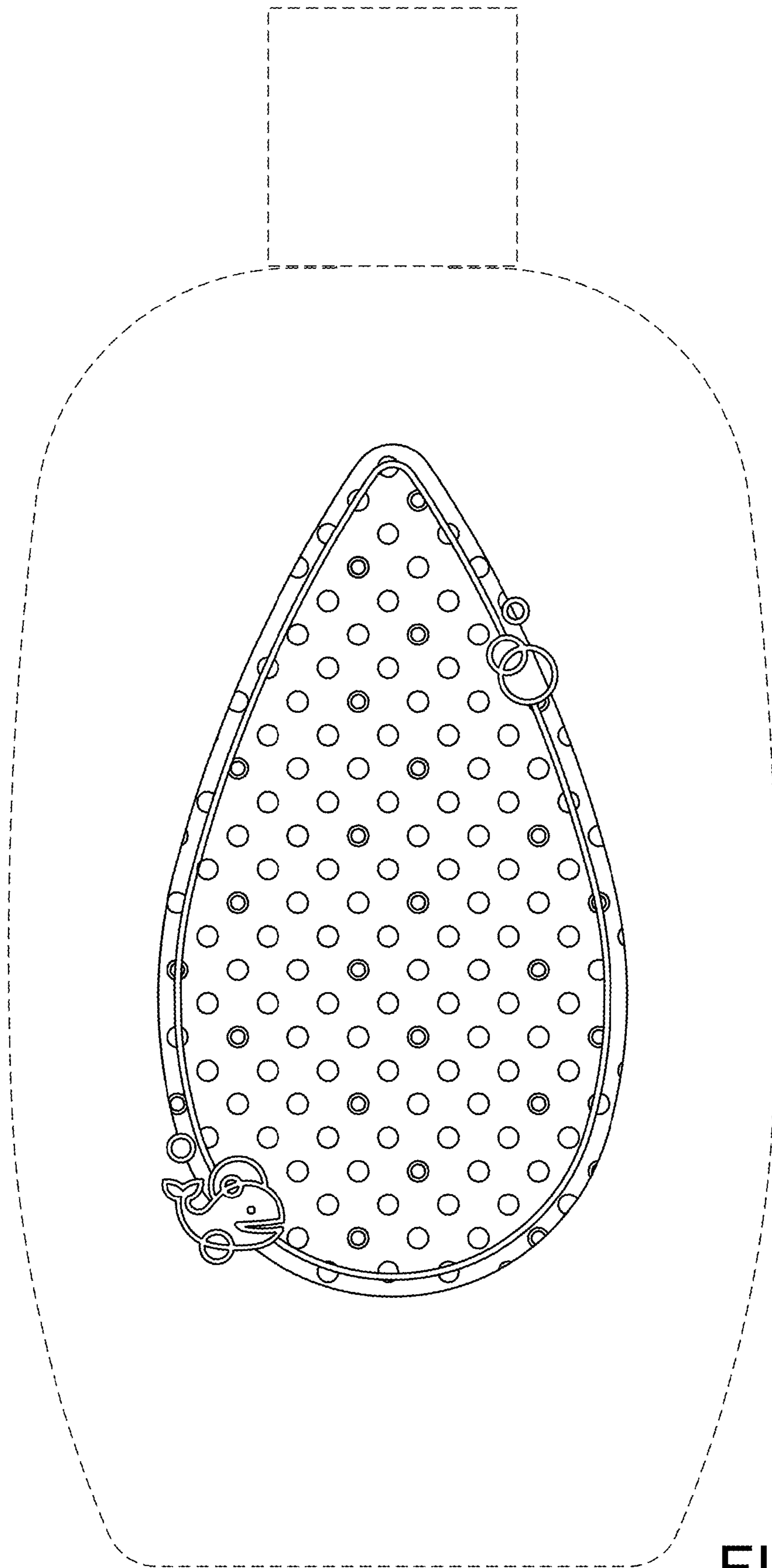


FIG. 4