



US00D788595S

(12) **United States Design Patent** (10) **Patent No.:** **US D788,595 S**
Bontorno et al. (45) **Date of Patent:** **** Jun. 6, 2017**

(54) **DISPENSING CONTAINER**

(56) **References Cited**

(71) Applicant: **Johnson & Johnson Consumer Inc.**,
Skillman, NJ (US)

U.S. PATENT DOCUMENTS

(72) Inventors: **Andrew Bontorno**, Ho-ho-kus, NJ
(US); **Juliane Chung**, Brooklyn, NY
(US); **Timothy O'Toole**, Jersey City,
NJ (US); **Aimee Sealfon**, Brooklyn, NY
(US)

D207,429 S *	4/1967	McLean	D9/563
D212,278 S *	9/1968	Weckman	D9/550
D229,544 S *	12/1973	Weckman	D9/542
D247,093 S *	1/1978	Torongo	D9/550
D257,504 S *	11/1980	Weckman	D9/563
D545,211 S *	6/2007	Armstrong	D9/563
D565,422 S *	4/2008	Cowan-Hughes	D9/563
D594,341 S *	6/2009	Casey	D9/542
D656,396 S *	3/2012	Palmieri	D9/434
D673,613 S *	1/2013	Murphy	D20/22

(73) Assignee: **Johnson & Johnson Consumer Inc.**,
Skillman, NJ (US)

* cited by examiner

(**) Term: **15 Years**

Primary Examiner — Sandra Morris

(21) Appl. No.: **29/559,083**

(57) **CLAIM**

The ornamental design for a dispensing container, as shown and described.

(22) Filed: **Mar. 24, 2016**

DESCRIPTION

(51) **LOC (10) Cl.** **09-01**

(52) **U.S. Cl.**
USPC **D9/600**; D9/434; D9/550

(58) **Field of Classification Search**
USPC D9/600, 652, 667, 669, 500–504, 516,
D9/537–545, 549–551, 563, 434;
206/457, 494, 459.5, 527, 540;
229/116.1; 215/381–384, 400;
D7/514–516, 539, 544, 571, 579, 604,
D7/613, 619.2, 628–630, 391–392.1;
D3/202, 270–271.12
CPC B65D 67/00; B65D 81/36; B65D 81/60;
B65D 81/368; B65D 2203/00; B65D
2203/02; A63H 33/16

FIG. 1 is a top perspective view of the front side of a dispensing container of the present invention.

FIG. 2 is a front elevational view of the dispensing container depicted in FIG. 1.

FIG. 3 is a top perspective view of the front side of an alternate dispensing container of the present invention; and, FIG. 4 is a front elevational view of the dispensing container depicted in FIG. 3.

The ornamental design which is claimed is shown in solid lines in the drawings. The dashed broken lines are shown for the purpose of illustrating portions of the dispensing container that form no part of the claimed design. The sides of the dispensing container that are not shown in the Figures contain no claimed elements.

See application file for complete search history.

1 Claim, 4 Drawing Sheets

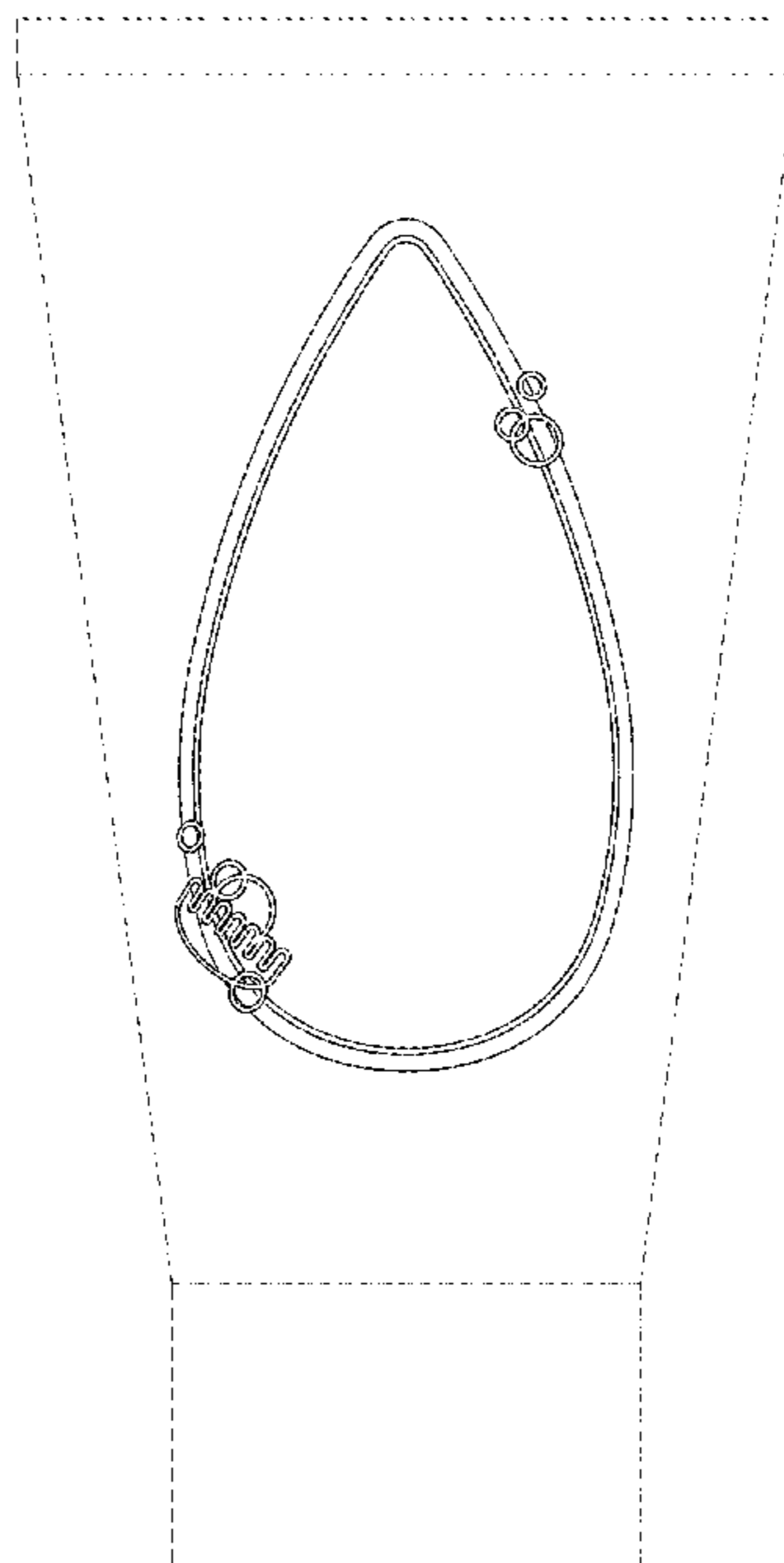




FIG. 1

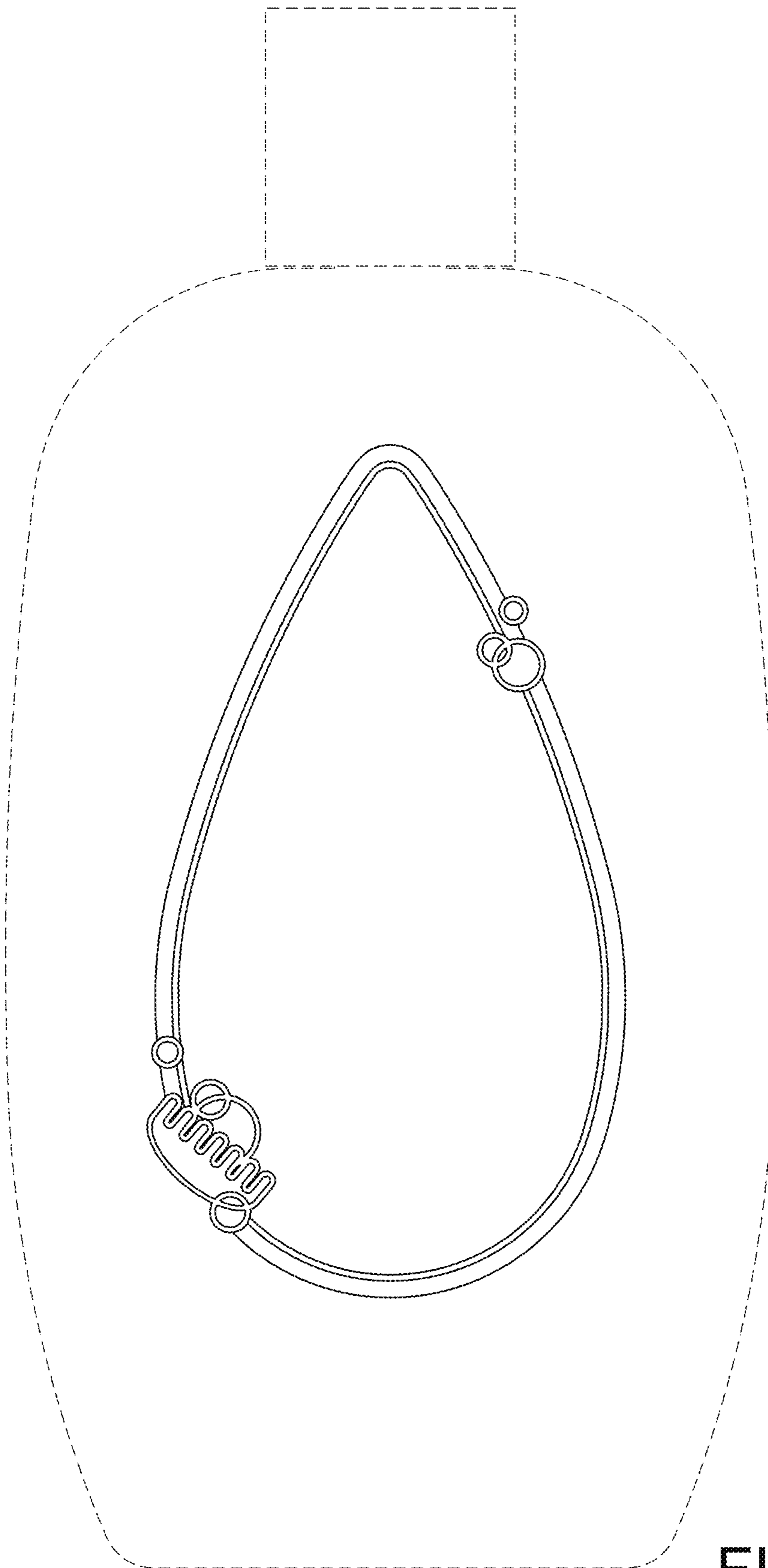


FIG. 2

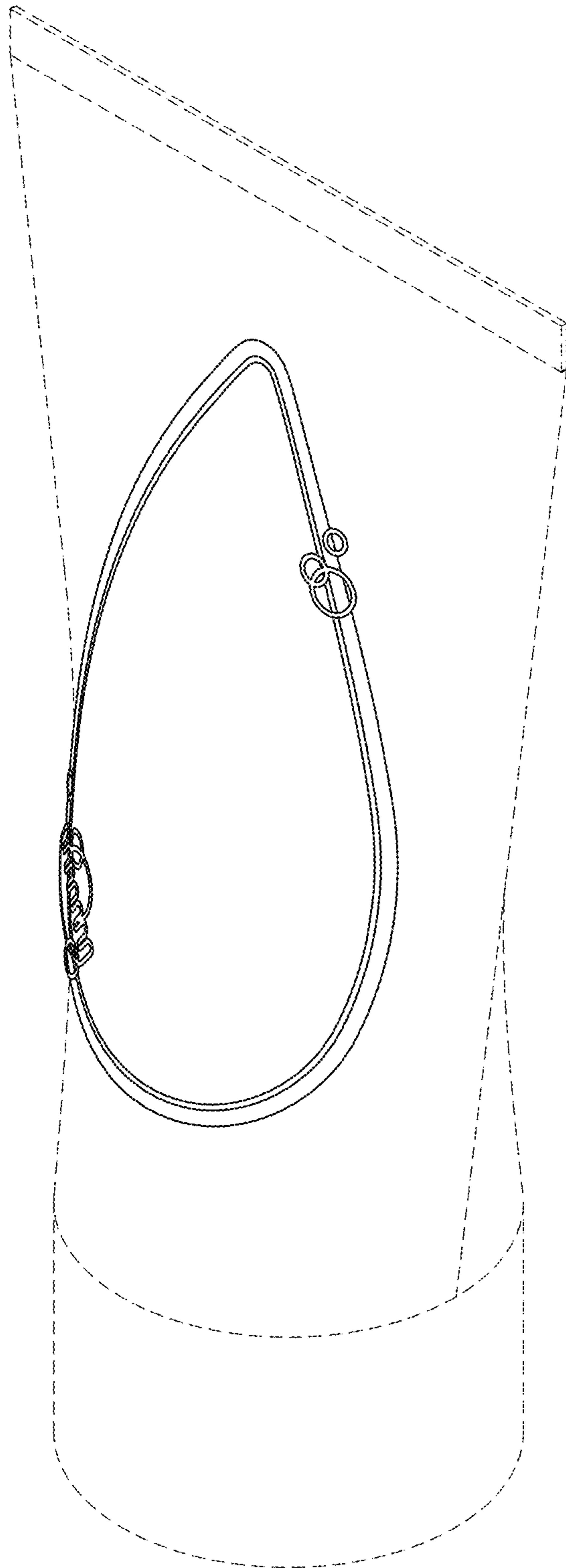


FIG. 3

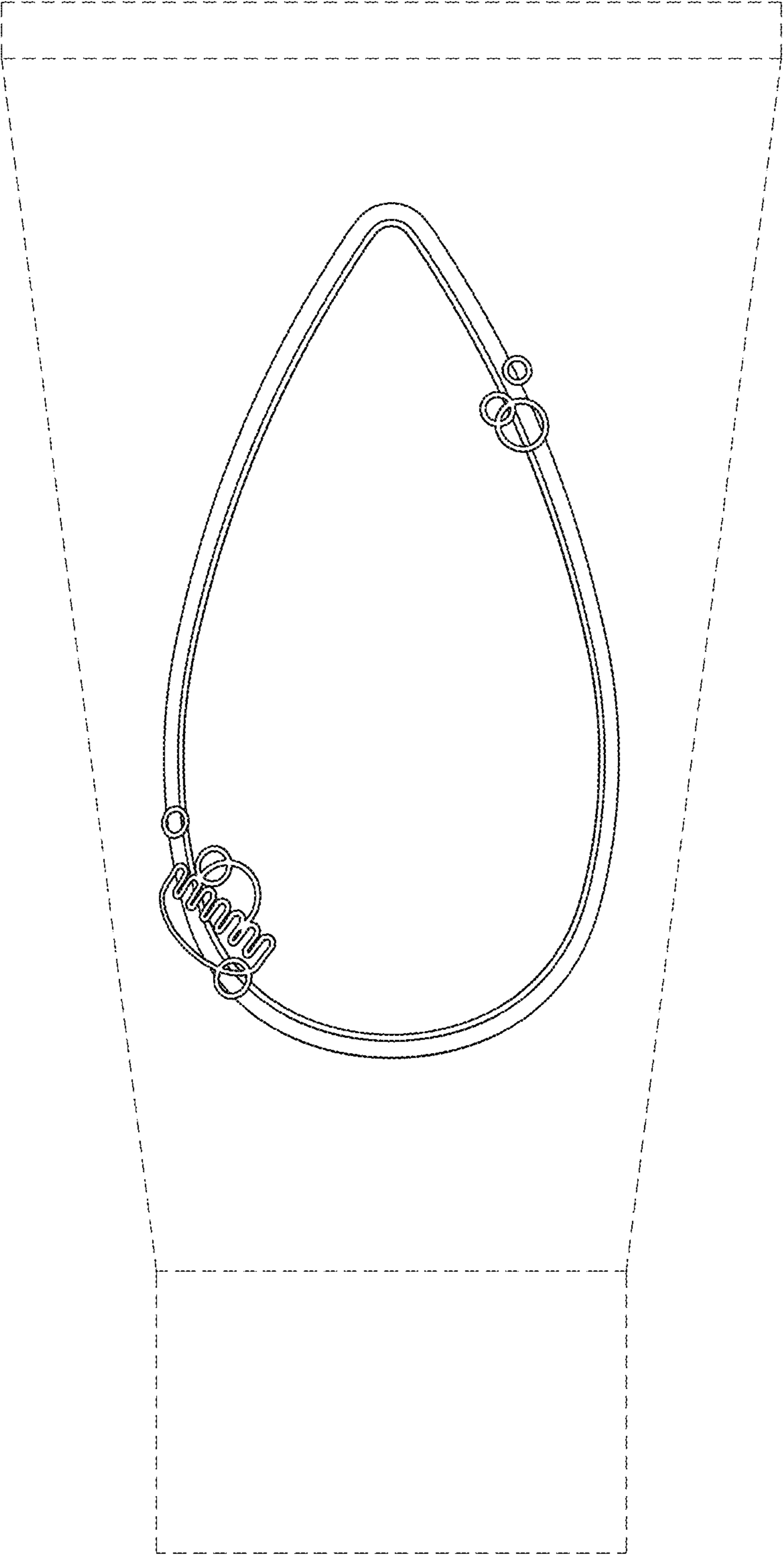


FIG. 4