



US00D788590S

(12) **United States Design Patent**
Bos

(10) **Patent No.:** **US D788,590 S**

(45) **Date of Patent:** **** Jun. 6, 2017**

(54) **BOTTLE WITH CAP**

(71) Applicant: **Reckitt Benckiser (Brands) Limited**,
Slough, Berkshire (GB)

(72) Inventor: **Randy Bos**, Eindhoven (NL)

(73) Assignee: **Reckitt Benckiser (Brands) Limited**,
Slough, Berkshire (GB)

(**) Term: **15 Years**

(21) Appl. No.: **29/554,159**

(22) Filed: **Feb. 9, 2016**

(30) **Foreign Application Priority Data**

Aug. 13, 2015 (EM) 002753970

(51) **LOC (10) Cl.** **09-01**

(52) **U.S. Cl.**
USPC **D9/530; D9/550; D9/575**

(58) **Field of Classification Search**
USPC D9/516, 520, 523, 528, 530, 531, 533,
D9/572, 715, 719, 434-436, 452, 454,
D9/575

CPC . B65D 85/00; B65D 1/12; B65D 1/18; B65D
1/20; B65D 21/0237; F16N 3/04
See application file for complete search history.

(56) **References Cited**

U.S. PATENT DOCUMENTS

D480,008 S *	9/2003	Maus	D9/541
D495,604 S *	9/2004	Lund	D9/542
D496,283 S *	9/2004	Busa, Jr.	D9/542
D512,642 S *	12/2005	Busa, Jr.	D9/542
D542,140 S *	5/2007	Garcia-Ruiz	D9/453
D561,033 S *	2/2008	Pritchett, Jr.	D9/530
D561,034 S *	2/2008	Francis	D9/530
D570,696 S *	6/2008	Yano	D9/530

D584,155 S *	1/2009	Lorio	D9/522
D600,563 S *	9/2009	Rivard	D9/529
7,665,638 B2 *	2/2010	Garcia-Ruiz	B65D 1/0223 215/12.2
D622,146 S *	8/2010	Wheaton	D9/516
D645,754 S *	9/2011	Corbett	D9/452
D649,060 S *	11/2011	Wheaton	D9/542
D669,788 S *	10/2012	MacLean	D9/542
D674,285 S *	1/2013	Thijssen	D9/543
D726,545 S *	4/2015	Kuzma	D9/539
D729,631 S *	5/2015	Kuzma	D9/542
D730,736 S *	6/2015	Kuzma	D9/530
D739,749 S *	9/2015	Bhattacharyya	D9/523
D752,986 S *	4/2016	Bos	D9/541
D768,496 S *	10/2016	Beckerman	D9/530

* cited by examiner

Primary Examiner — Ian Simmons

Assistant Examiner — Keith Frank

(74) *Attorney, Agent, or Firm* — Norris McLaughlin &
Marcus PA

(57) **CLAIM**

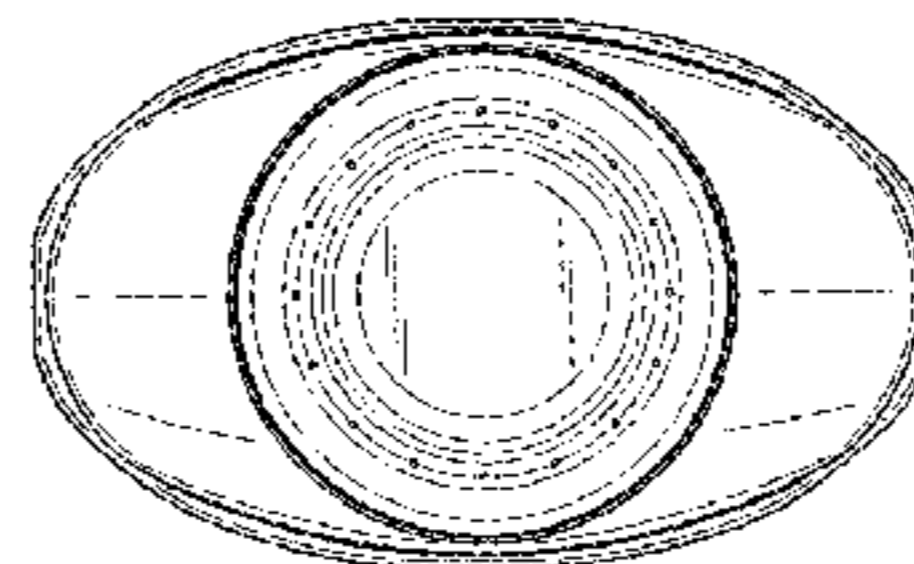
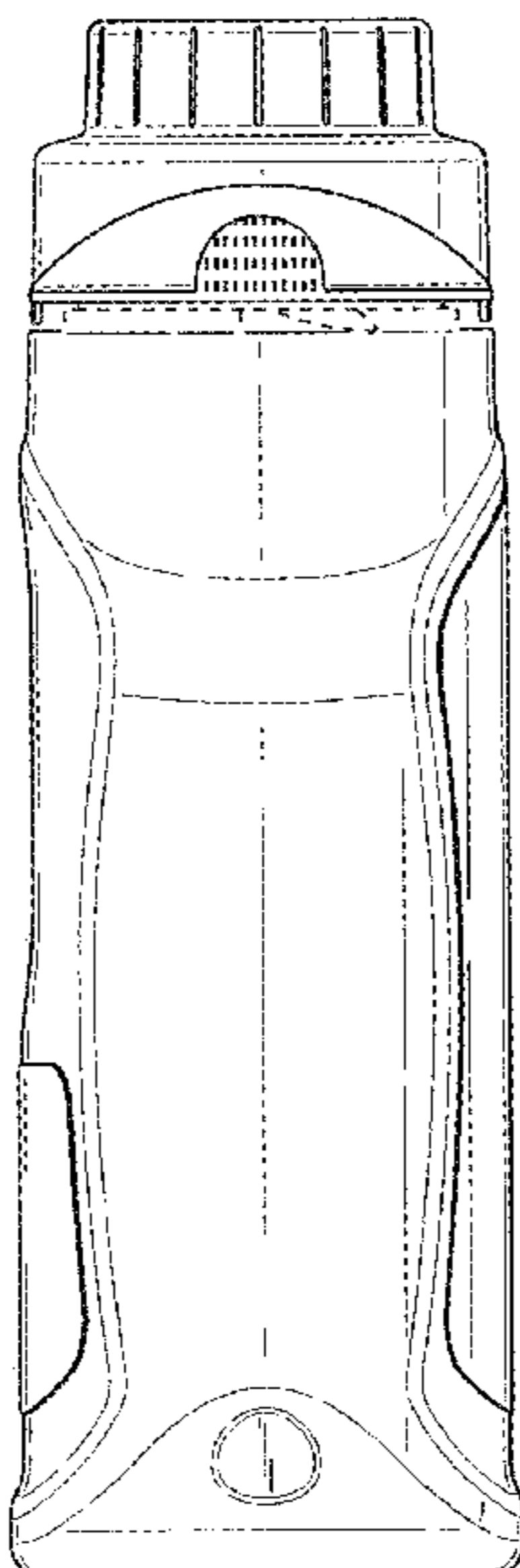
The ornamental design for the bottle with cap, as shown and described.

DESCRIPTION

FIG. 1 is a top side front perspective view of front and a side of the bottle with cap according to my new design;
FIG. 2 is a front elevation view thereof;
FIG. 3 is rear elevation view thereof;
FIG. 4 is a right side elevation view thereof;
FIG. 5 is a left side elevation view thereof;
FIG. 6 is a top plan view thereof; and,
FIG. 7 is a bottom plan view thereof.

The broken line showing of a portion of the bottle with cap is included for the purpose of illustrating portions of the article and forms no part of the claimed design.

1 Claim, 5 Drawing Sheets



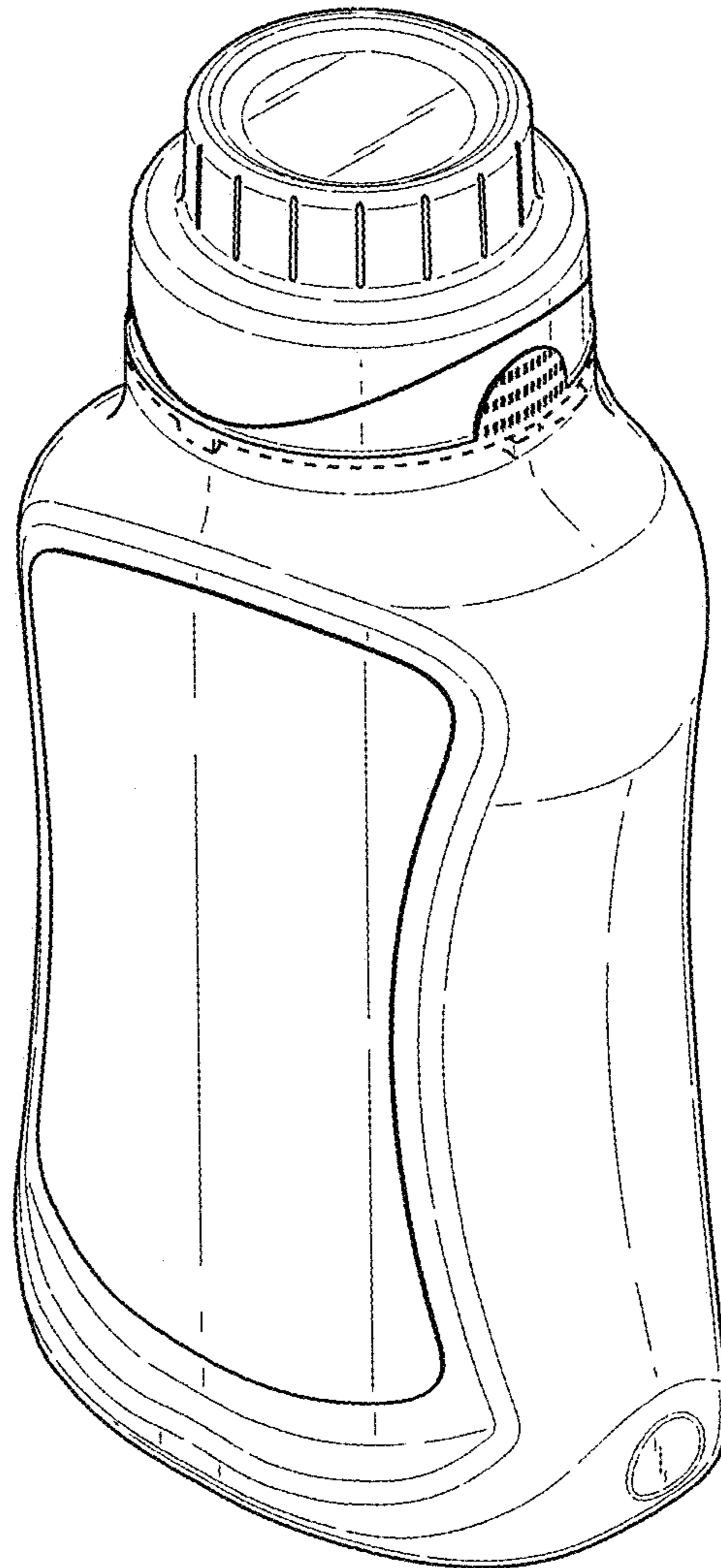


Fig. 1

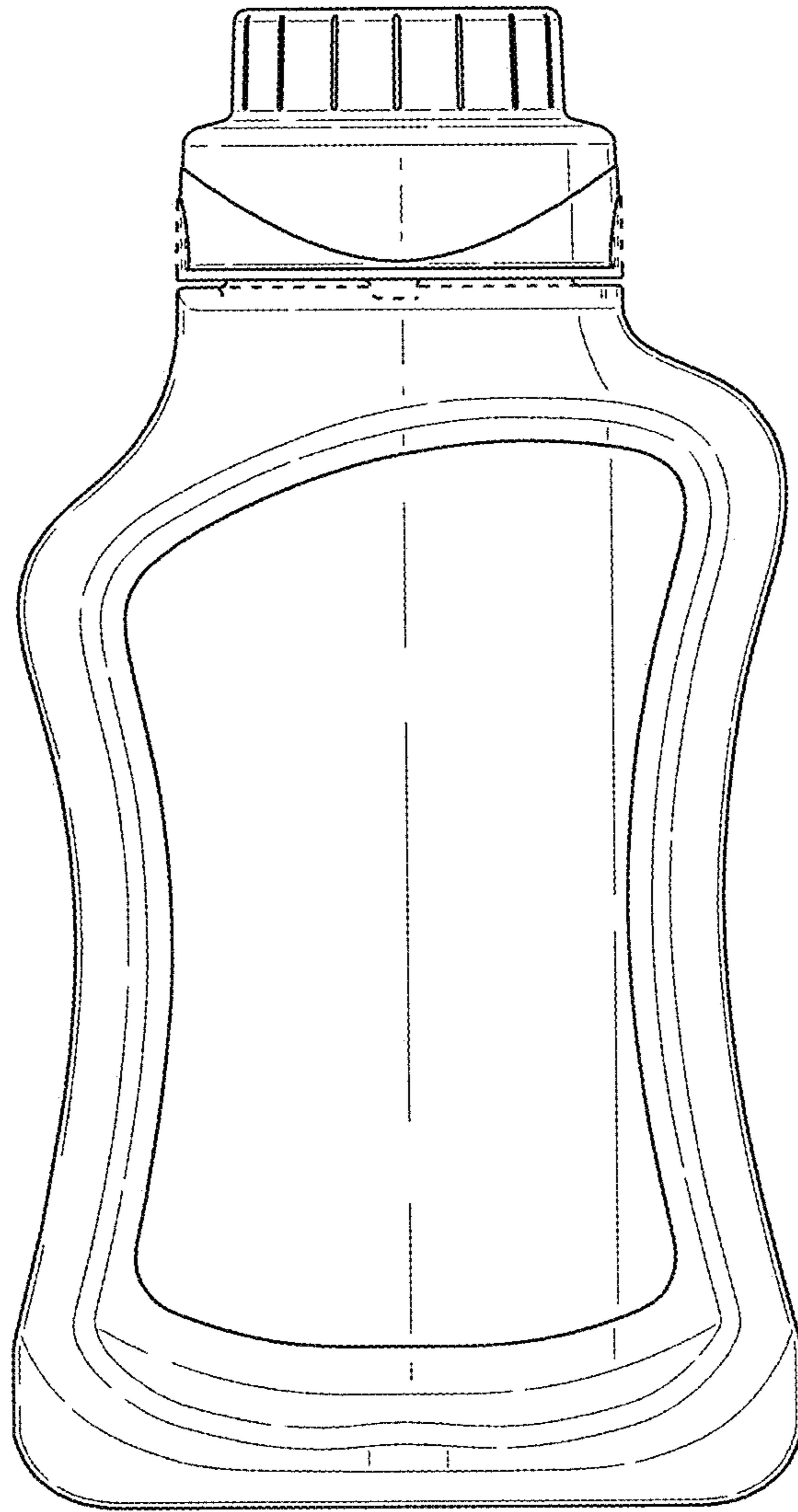


Fig. 2

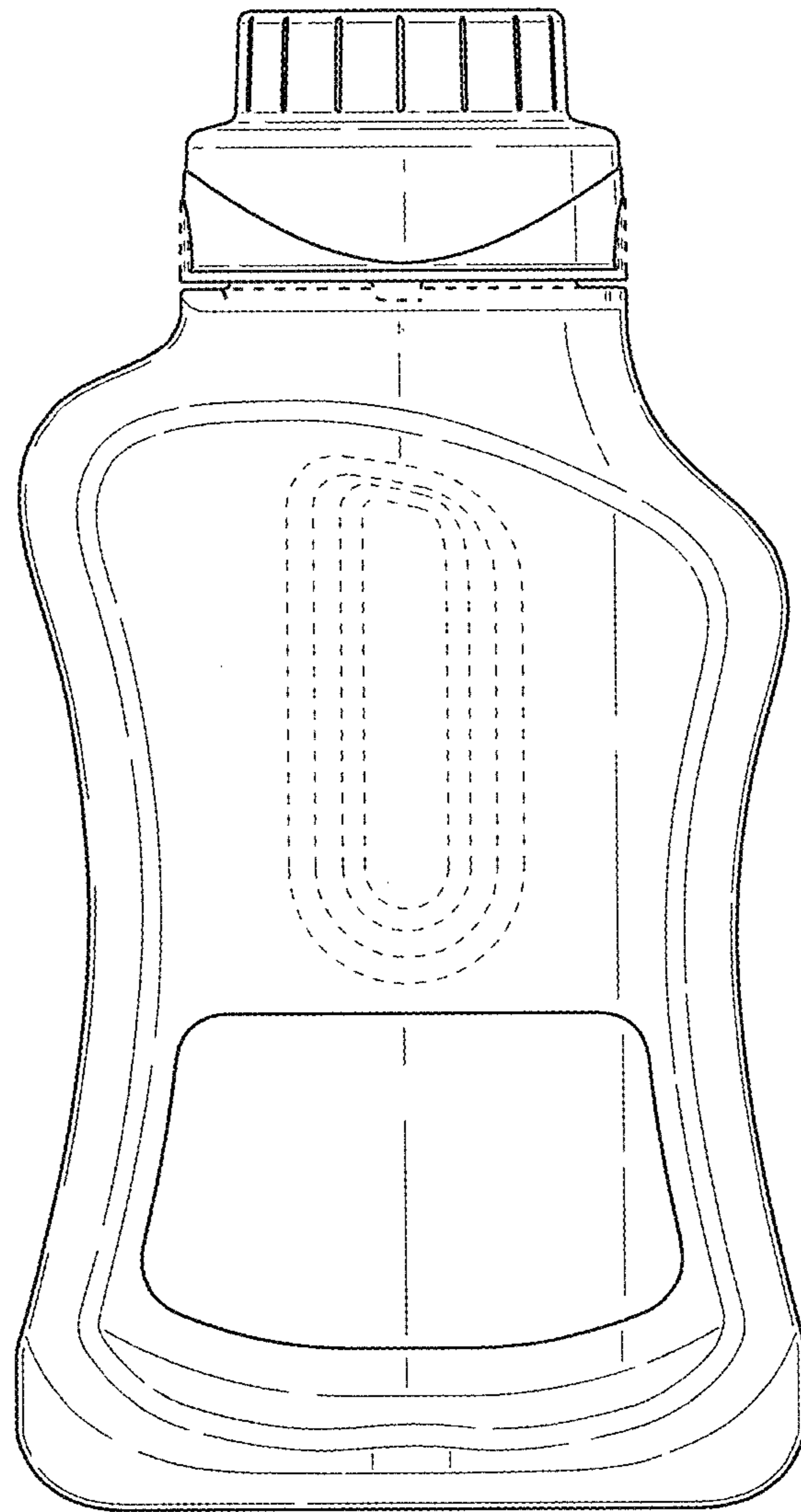


Fig. 3

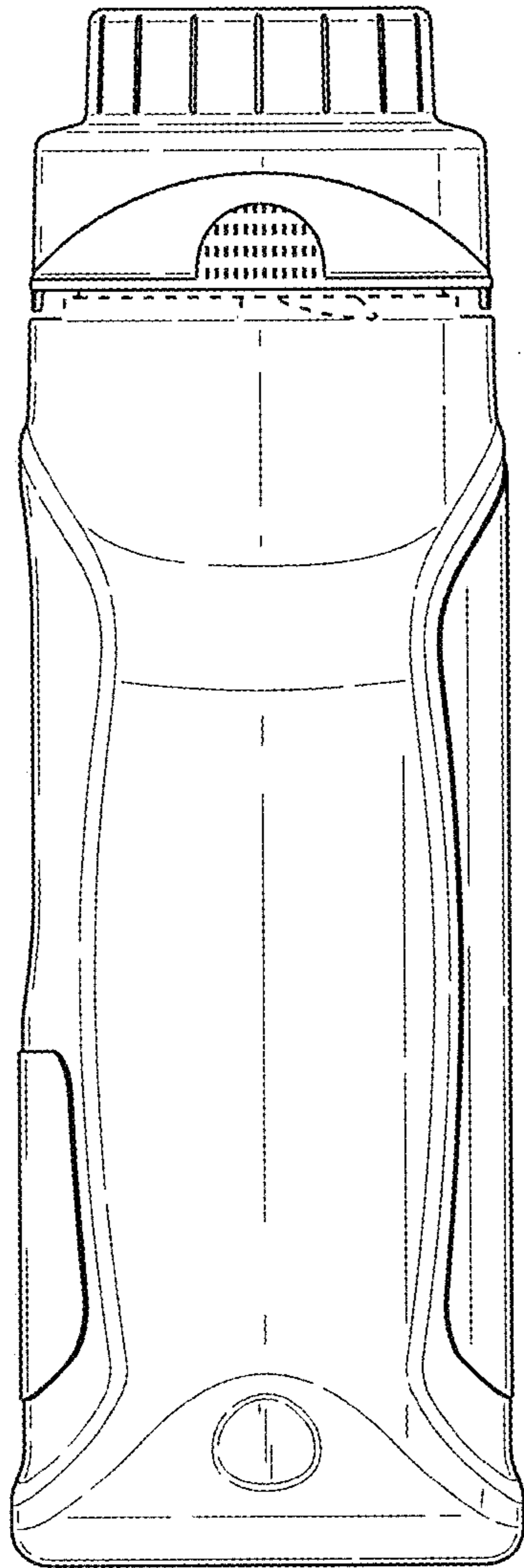


Fig. 4

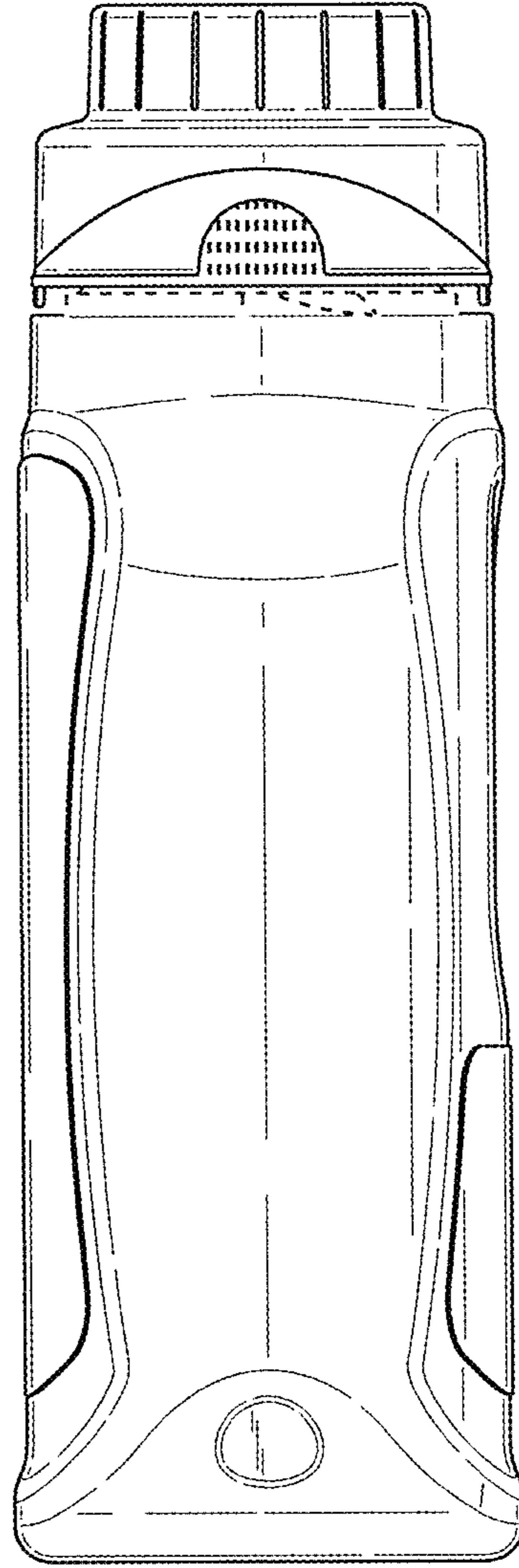


Fig. 5

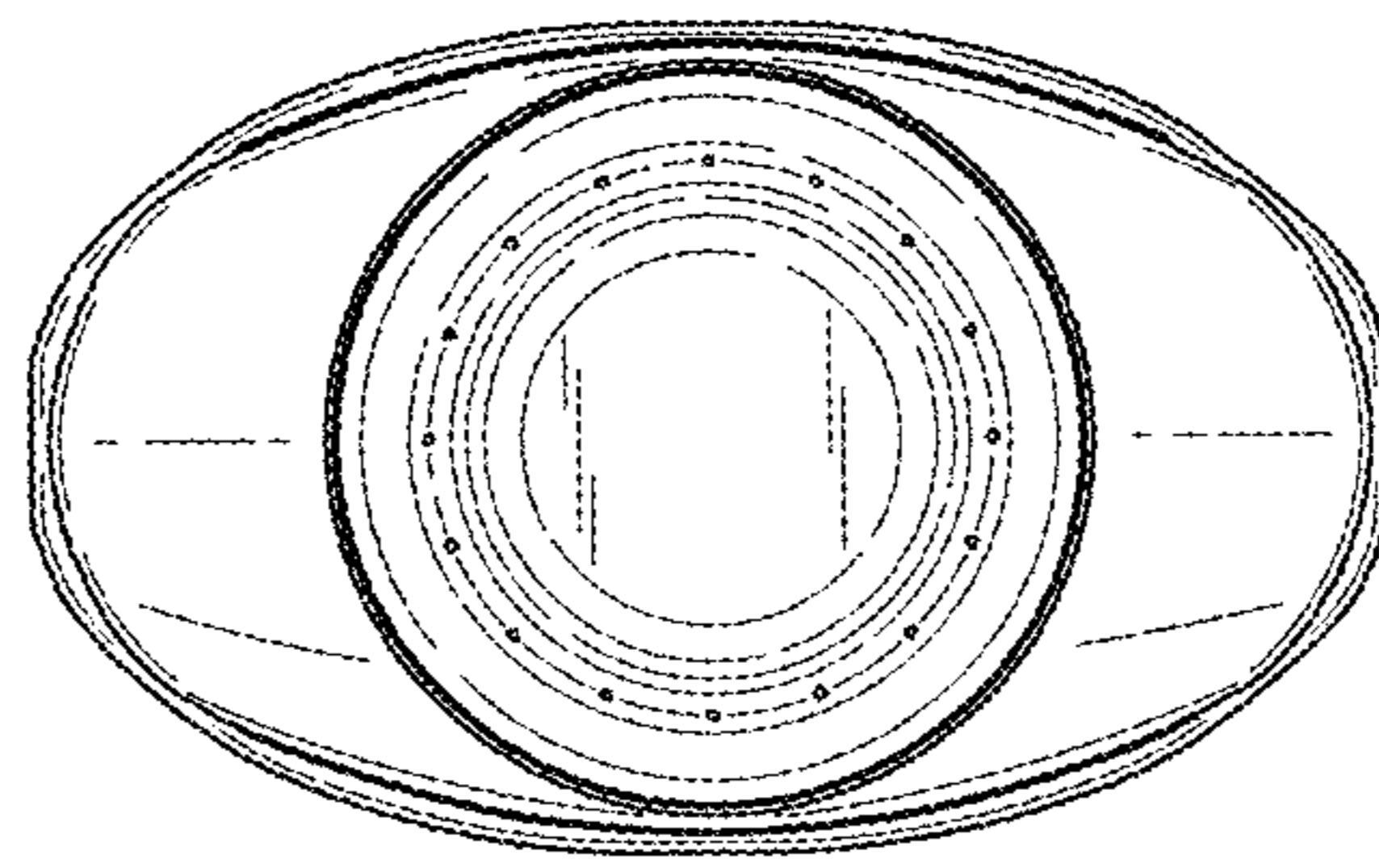


Fig. 6

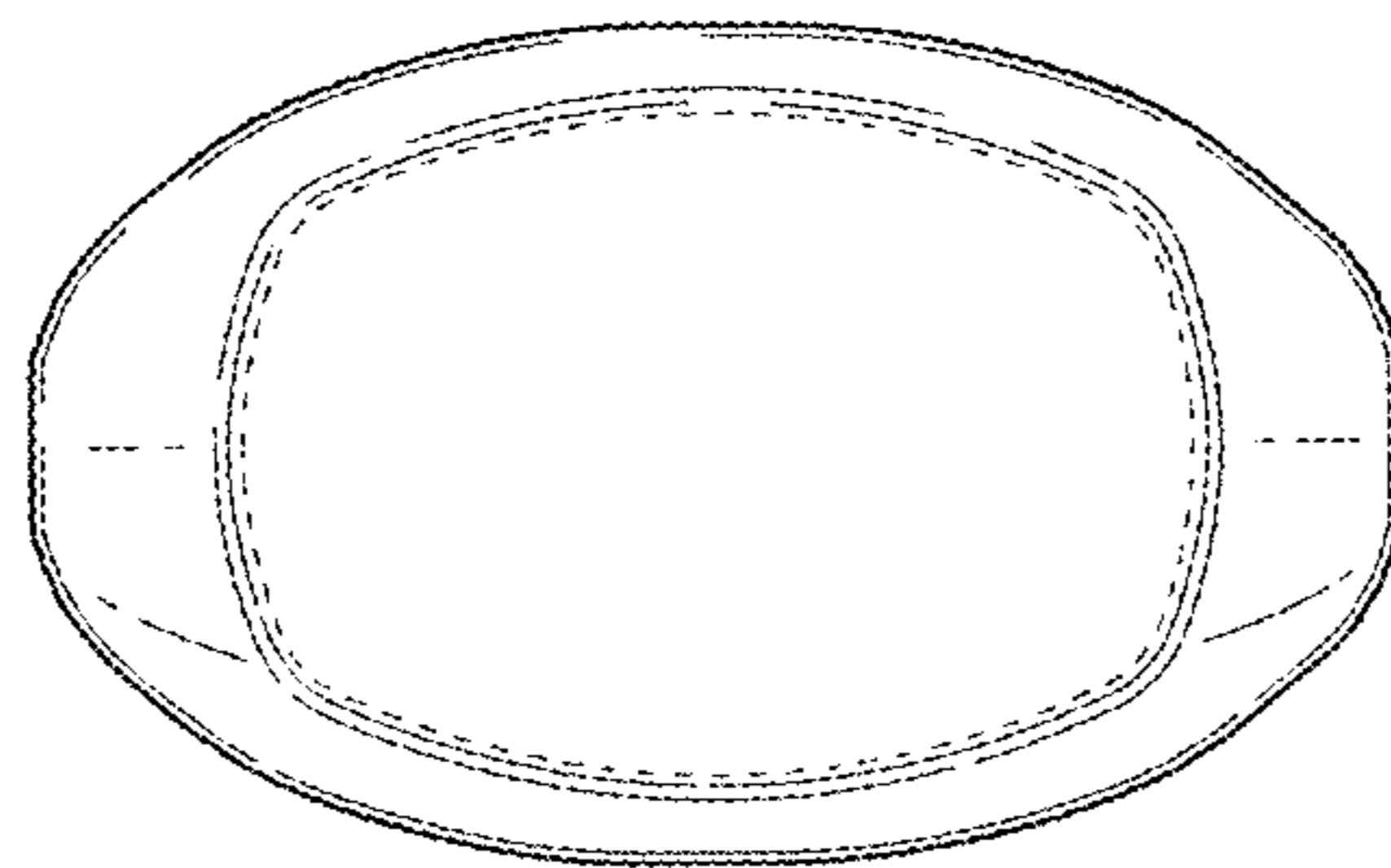


Fig. 7