



US00D788588S

(12) **United States Design Patent** (10) **Patent No.:** **US D788,588 S**
Heisner (45) **Date of Patent:** **** Jun. 6, 2017**

(54) **CONTAINER**
(71) Applicant: **Graham Packaging Company, L.P.**,
Lancaster, PA (US)
(72) Inventor: **David B. Heisner**, York, PA (US)
(73) Assignee: **GRAHAM PACKAGING**
COMPANY, L.P., Lancaster, PA (US)
(**) Term: **15 Years**
(21) Appl. No.: **29/547,836**
(22) Filed: **Dec. 8, 2015**
(51) **LOC (10) Cl.** **09-01**
(52) **U.S. Cl.**
USPC **D9/523; D9/564; D9/575; D9/528;**
D9/566
(58) **Field of Classification Search**
USPC **D9/300, 318, 432, 447-448, 500,**
D9/502-504, 516, 520, 522, 523, 526,
D9/528, 529, 530, 531, 533, 537,
D9/538-540, 541-545, 549, 550-552,
D9/556-559, 560, 563-56, 569, 570-575,
D9/652, 682, 685-686, 715; 215/379,
215/381-385, 387, 396, 398; 220/660,
220/662, 666, 669-675
CPC **B65D 1/02; B65D 1/023; B65D 1/0261;**
B65D 1/44; B65D 11/20; B65D 11/22;
B65D 11/24; B65D 11/26; B65D 11/28;
B65D 1/0223; B65D 23/10; B65D
2501/0018; B65D 25/2897; B65D 25/32;
B65D 1/40; B65D 23/102; B65D
2501/0081; B29L 2031/715
See application file for complete search history.

5,948,492 A * 9/1999 Cargile B29C 49/0005
206/508
D484,056 S * 12/2003 Wiper D9/523
D485,186 S * 1/2004 Wiper D9/523
D487,873 S * 3/2004 Desouza D9/520
(Continued)

FOREIGN PATENT DOCUMENTS

CN 301278830 * 7/2010
CN 302229561 * 12/2012
(Continued)

Primary Examiner — Catherine Tuttle
Assistant Examiner — Mary Malley
(74) *Attorney, Agent, or Firm* — Stradley Ronon Stevens
& Young, LLP

(57) **CLAIM**

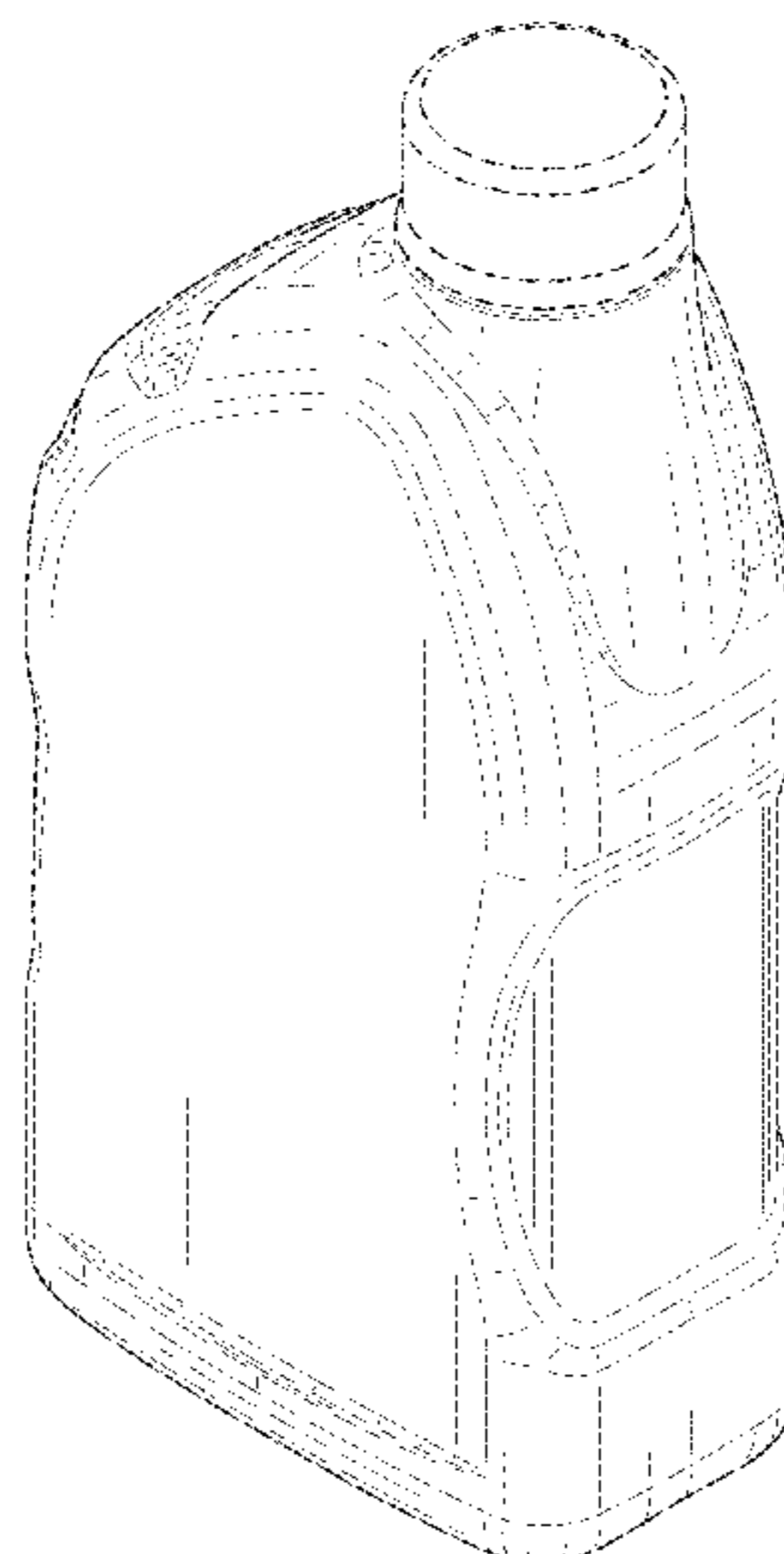
The ornamental design for a container, as shown and described.

DESCRIPTION

FIG. 1 is an upper perspective view of the ornamental design for the container;
FIG. 2 is a front view of the ornamental design for the container;
FIG. 3 is a back view of the ornamental design for the container;
FIG. 4 is a left side view of the ornamental design for the container;
FIG. 5 is a right side view of the ornamental design for the container;
FIG. 6 is a top view of the ornamental design for the container;
FIG. 7 is a bottom view of the ornamental design for the container; and,
FIG. 8 is a lower perspective view of the ornamental design for the container.
Broken lines are shown for illustration purposes and form no part of the claimed design.

1 Claim, 5 Drawing Sheets

(56) **References Cited**
U.S. PATENT DOCUMENTS
D195,064 S * 4/1963 Dike D9/523
D389,065 S * 1/1998 Goettner D9/526



(56)

References Cited

U.S. PATENT DOCUMENTS

D510,870 S * 10/2005 Kelly D9/523
D633,801 S * 3/2011 Adamson D9/516
D646,167 S * 10/2011 Wurth D9/516
D691,053 S * 10/2013 Garcia D9/543
D705,662 S * 5/2014 Martin D9/523
D721,969 S * 2/2015 Williams D9/516
D734,156 S * 7/2015 Hawry D9/522

FOREIGN PATENT DOCUMENTS

CN 303345536 * 8/2015
EM 002021030-0001 * 4/2012
GB 2106512 * 1/2002

* cited by examiner

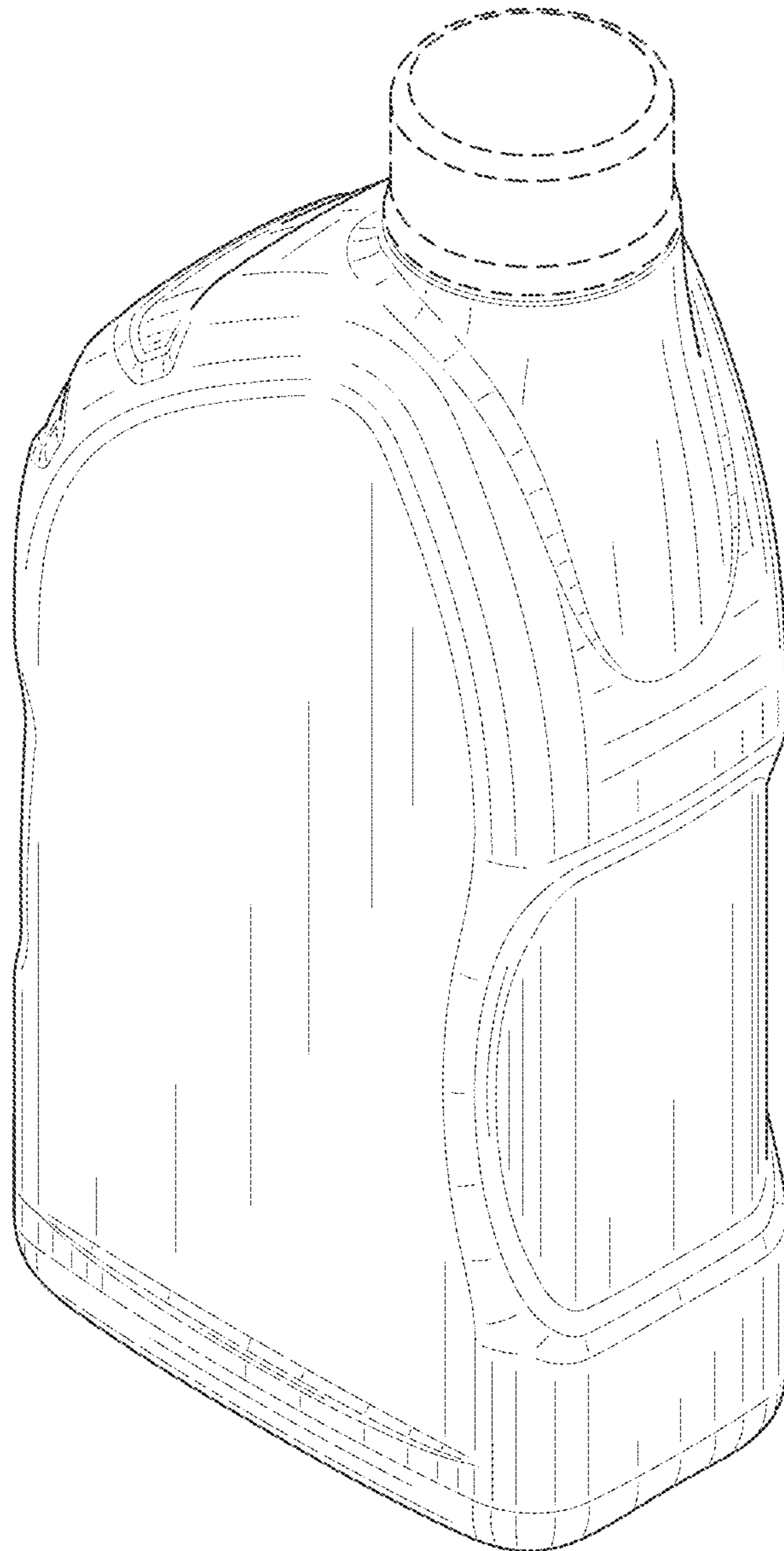


FIG. 1

FIG. 3

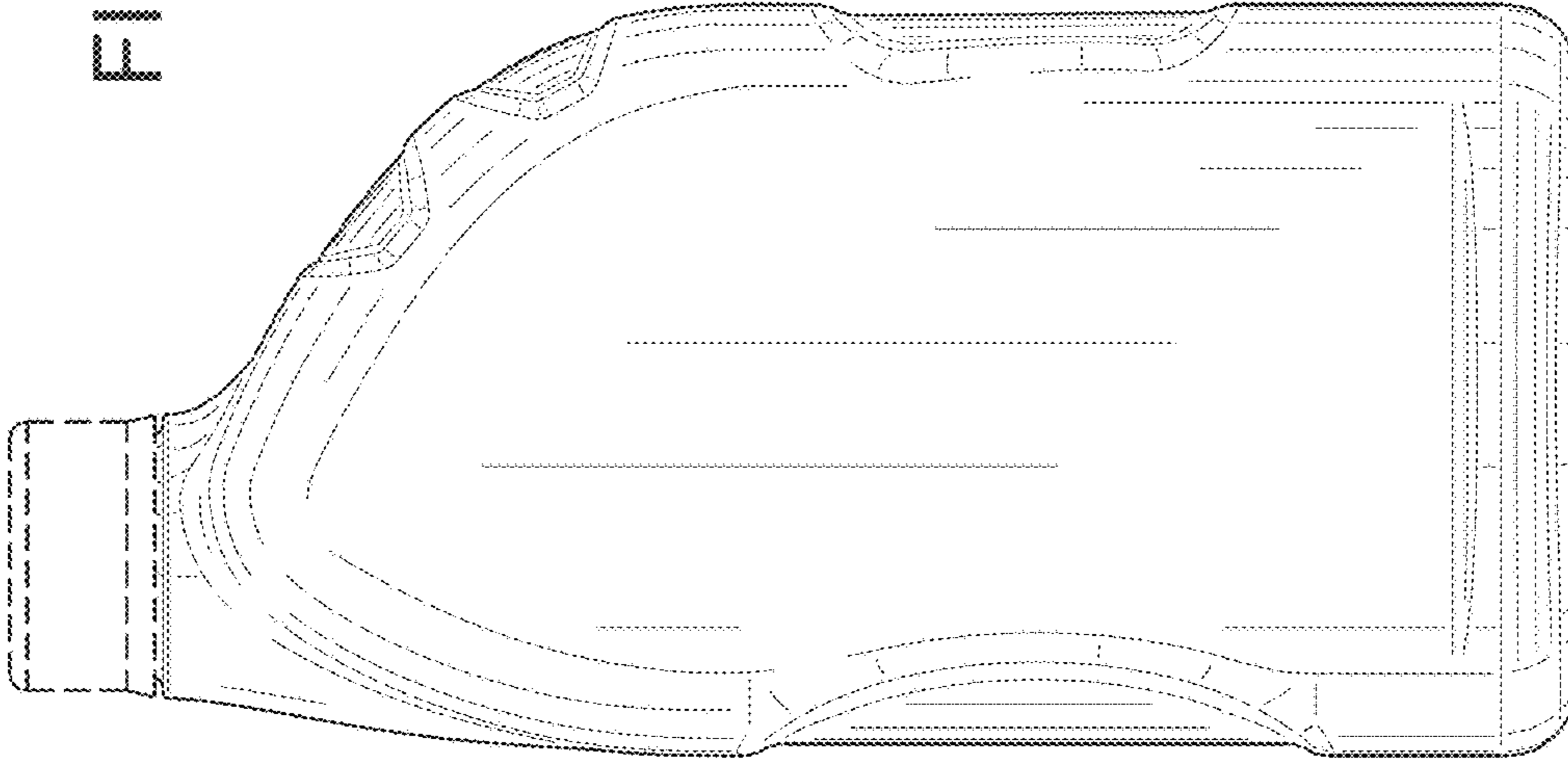
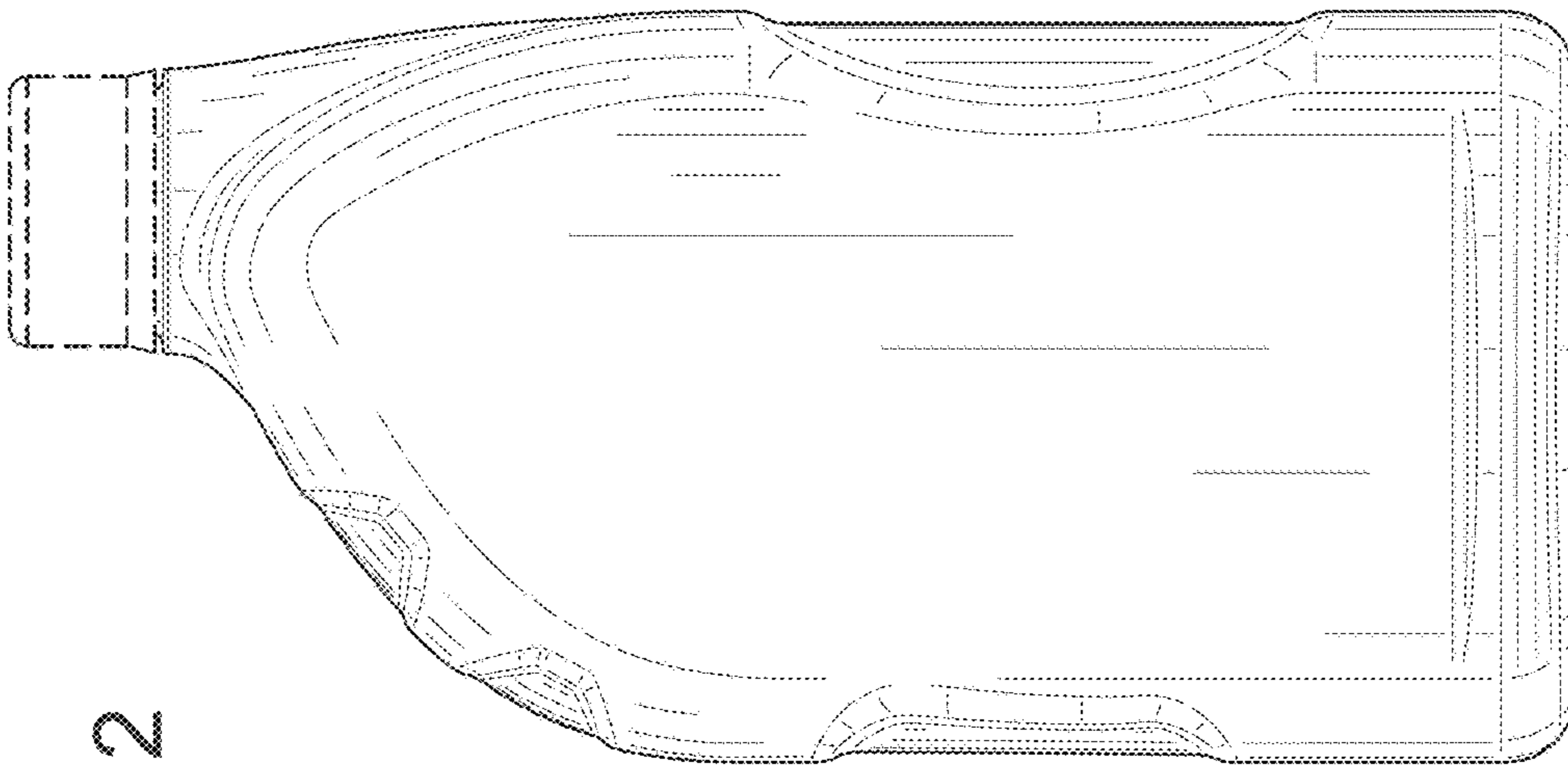


FIG. 2



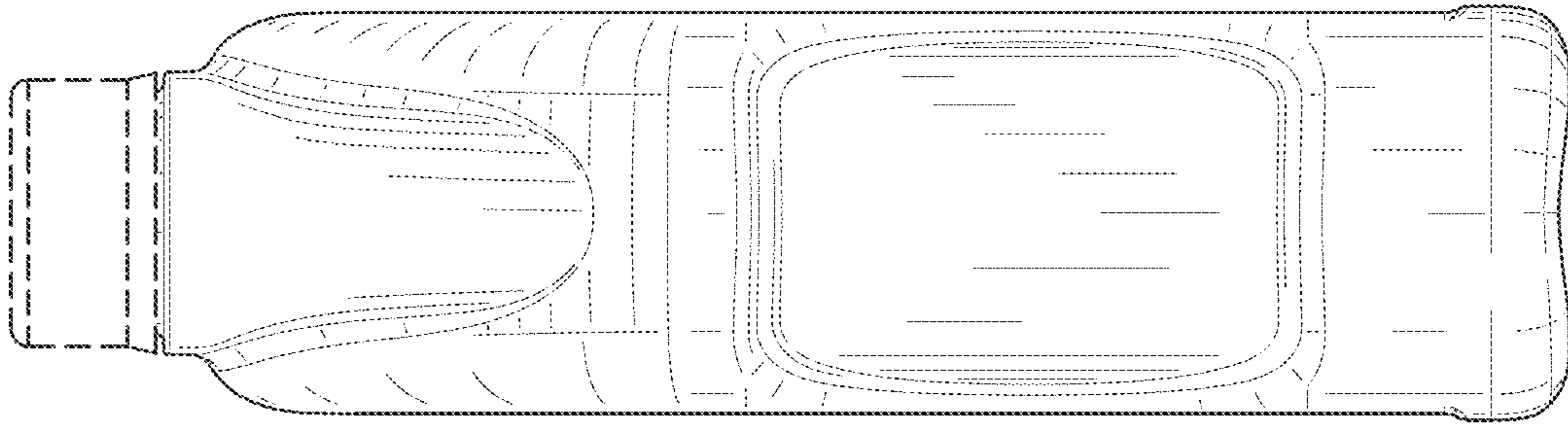


FIG. 5

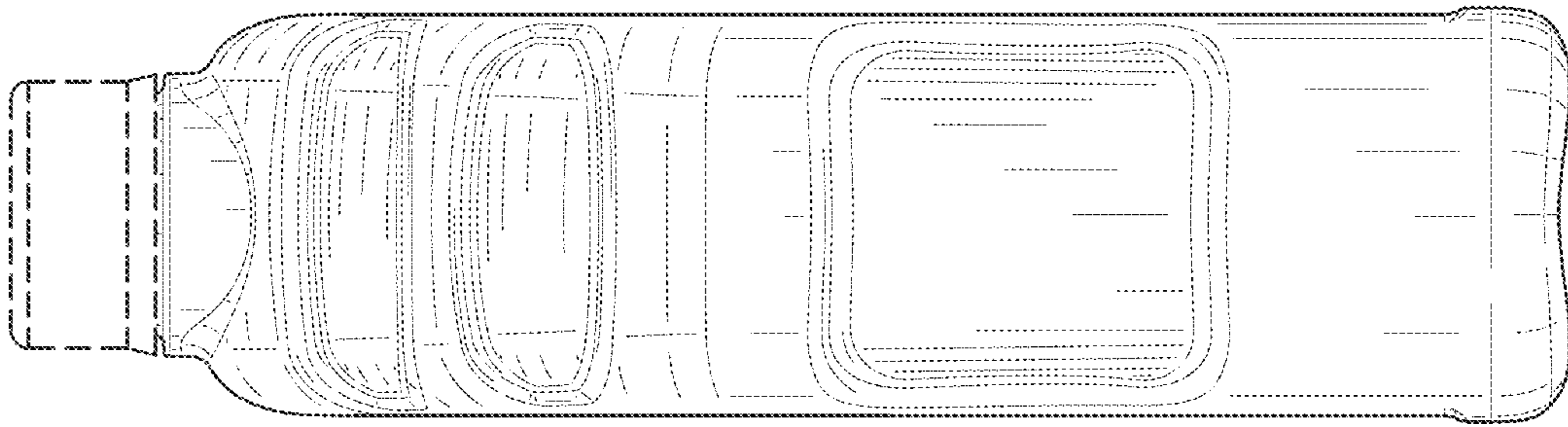


FIG. 4

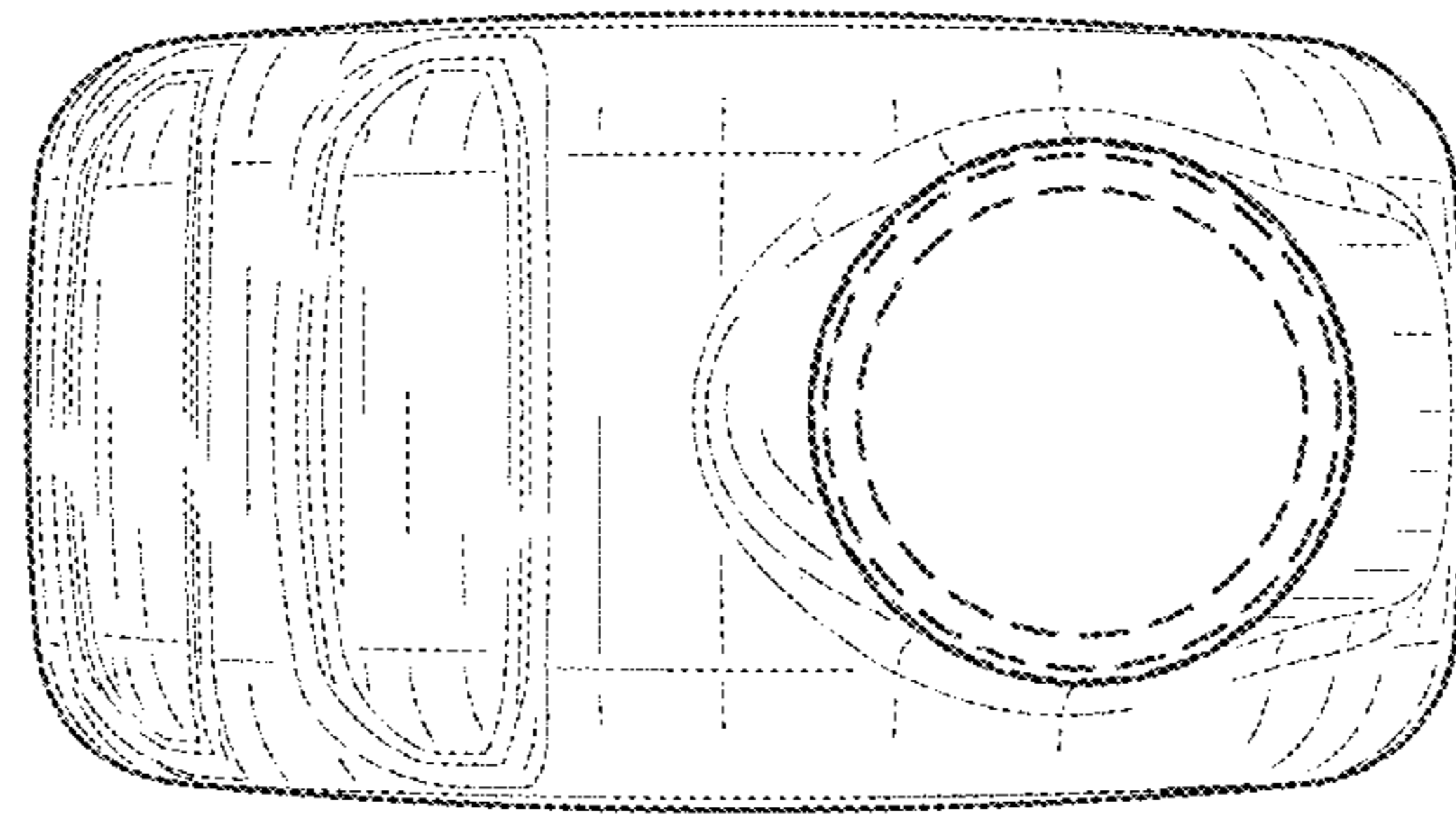


FIG. 6

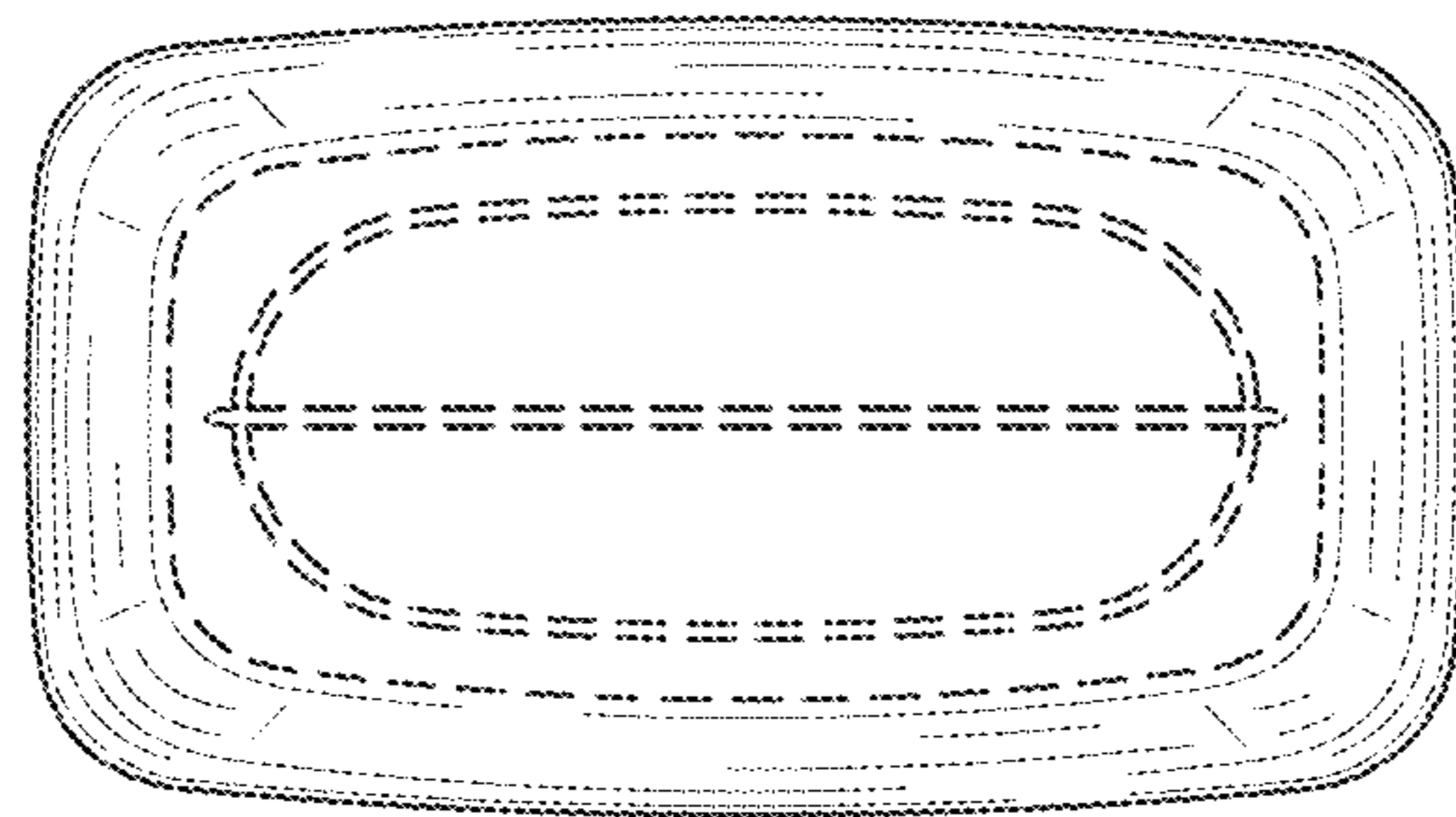


FIG. 7

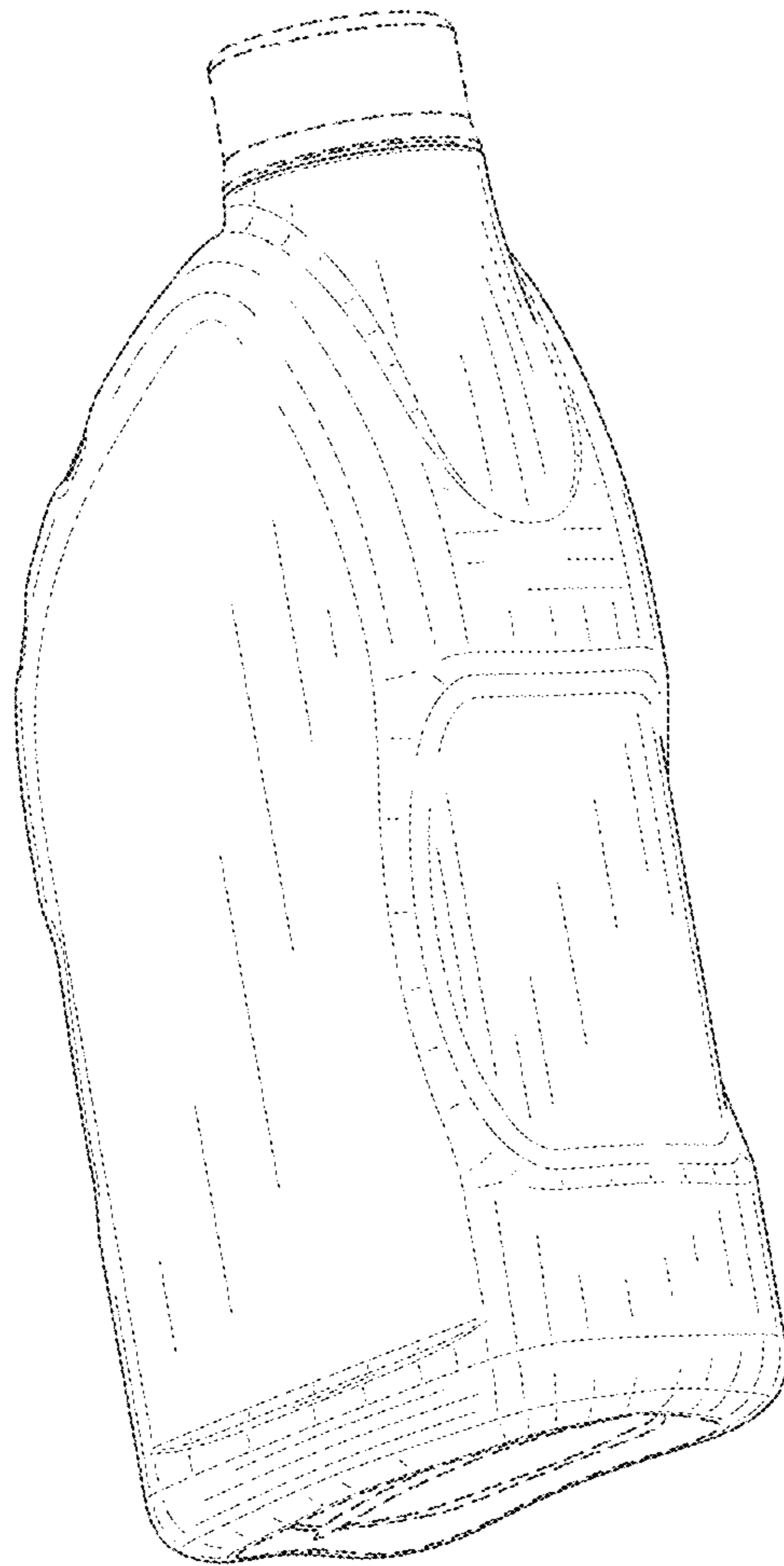


FIG. 8