



US00D788542S

(12) **United States Design Patent** (10) **Patent No.:** **US D788,542 S**  
**Goodman et al.** (45) **Date of Patent:** **\*\* Jun. 6, 2017**

(54) **BANANA HOLDER**  
(71) Applicant: **Spectrum Diversified Designs, LLC**,  
Streetsboro, OH (US)  
(72) Inventors: **Aaron D. Goodman**, Beachwood, OH  
(US); **Phaysouk Xayoiphonh**, Akron,  
OH (US)  
(73) Assignee: **Spectrum Diversified Designs, LLC**,  
Streetsboro, OH (US)  
(\*\*) Term: **15 Years**

D365,249 S \* 12/1995 Reisman ..... D7/601  
D385,751 S \* 11/1997 Hollinger ..... D7/601  
5,826,843 A \* 10/1998 Sturm ..... A47F 7/0071  
211/13.1  
D404,973 S \* 2/1999 Goodman ..... D7/601  
D437,735 S \* 2/2001 Goodman ..... D7/601  
D479,099 S \* 9/2003 Ancona ..... D7/601  
D481,265 S \* 10/2003 Ancona ..... D7/601  
D524,111 S \* 7/2006 Goodman ..... D7/601  
D533,750 S \* 12/2006 Goodman ..... D7/601  
D538,109 S \* 3/2007 Goodman ..... D7/601  
D586,624 S \* 2/2009 Goodman ..... D7/601  
D637,043 S \* 5/2011 Baquero ..... D7/601  
D694,069 S \* 11/2013 Goodman ..... D7/601  
D698,203 S \* 1/2014 Goodman ..... D7/601

(21) Appl. No.: **29/555,744**  
(22) Filed: **Feb. 24, 2016**  
(51) **LOC (10) Cl.** ..... **07-01**  
(52) **U.S. Cl.**  
USPC ..... **D7/601**  
(58) **Field of Classification Search**  
USPC ..... D7/601, 704, 600.1-600.4, 584-587;  
D3/304, 306; D6/676.5, 677.5, 678,  
D6/678.4, 680.3; D19/76  
CPC ..... A47F 7/0071; A47F 7/00; A47F 7/022;  
A47F 5/01; A47F 7/02; A47L 19/04;  
F16M 11/10; F16M 13/00; A47B 75/00;  
A47B 23/00; A47B 41/06; A47G 25/90;  
A47G 23/02; A47G 19/08  
See application file for complete search history.

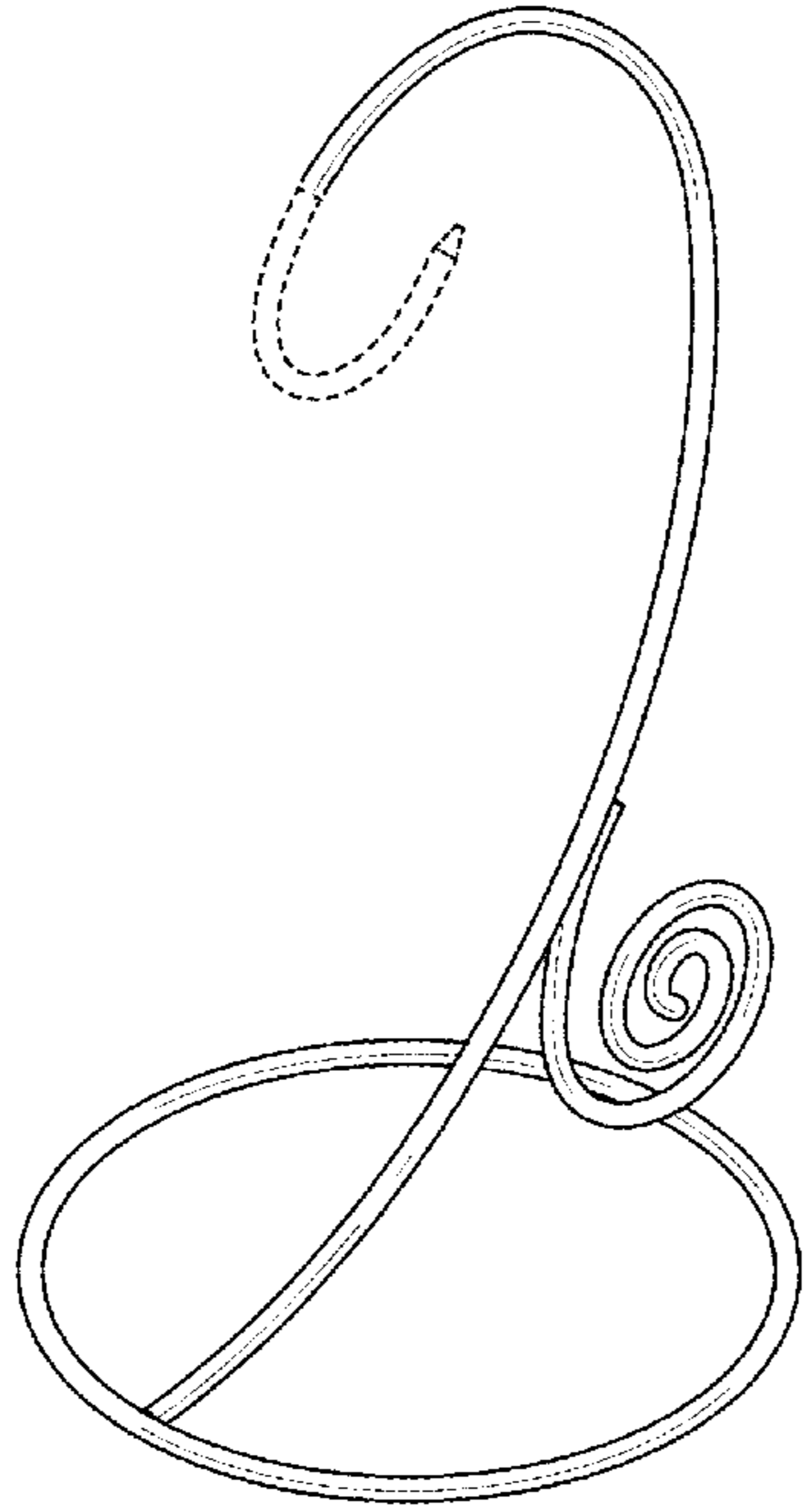
\* cited by examiner  
*Primary Examiner* — Terry Wallace  
(74) *Attorney, Agent, or Firm* — Benesch, Friedlander,  
Coplan & Aronoff LLP

(56) **References Cited**  
U.S. PATENT DOCUMENTS  
2,926,875 A \* 3/1960 Hoyer ..... A47G 25/901  
248/121  
4,936,466 A \* 6/1990 Nava ..... A47F 7/02  
206/566

(57) **CLAIM**  
The ornamental design for a banana holder, as shown and  
described.

**DESCRIPTION**  
FIG. 1 is a perspective view of a banana holder a new  
design;  
FIG. 2 is a front view of the banana holder of FIG. 1;  
FIG. 3 is a rear view of the banana holder of FIG. 1;  
FIG. 4 is a side view of the banana holder of FIG. 1;  
FIG. 5 is a top view of the banana holder of FIG. 1; and,  
FIG. 6 is a bottom view of the banana holder of FIG. 1.  
The components of the display shown in broken lines  
illustrate portions of the banana holder form no part of the  
claimed design.

**1 Claim, 4 Drawing Sheets**



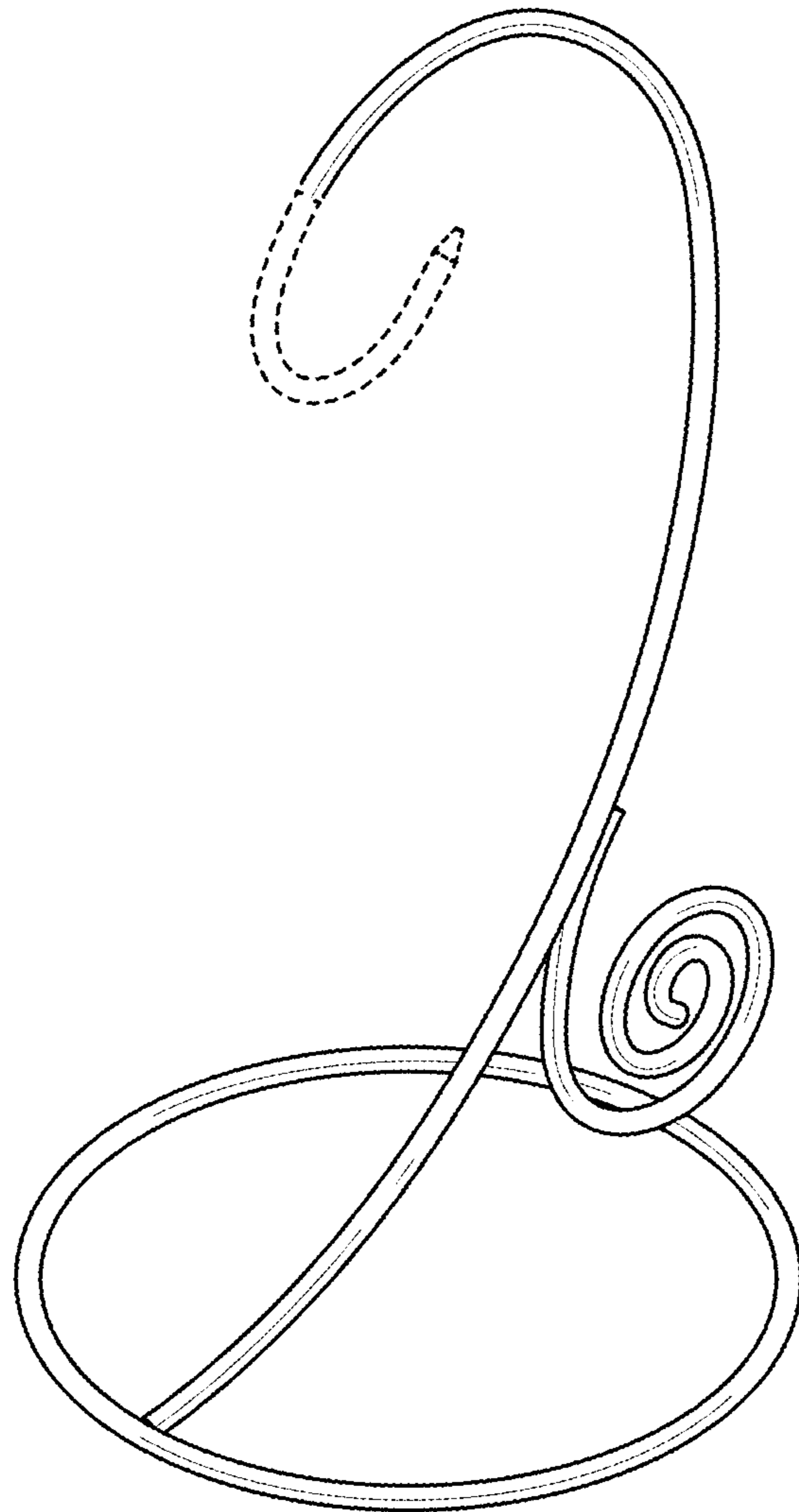


FIG. 1




FIG. 2

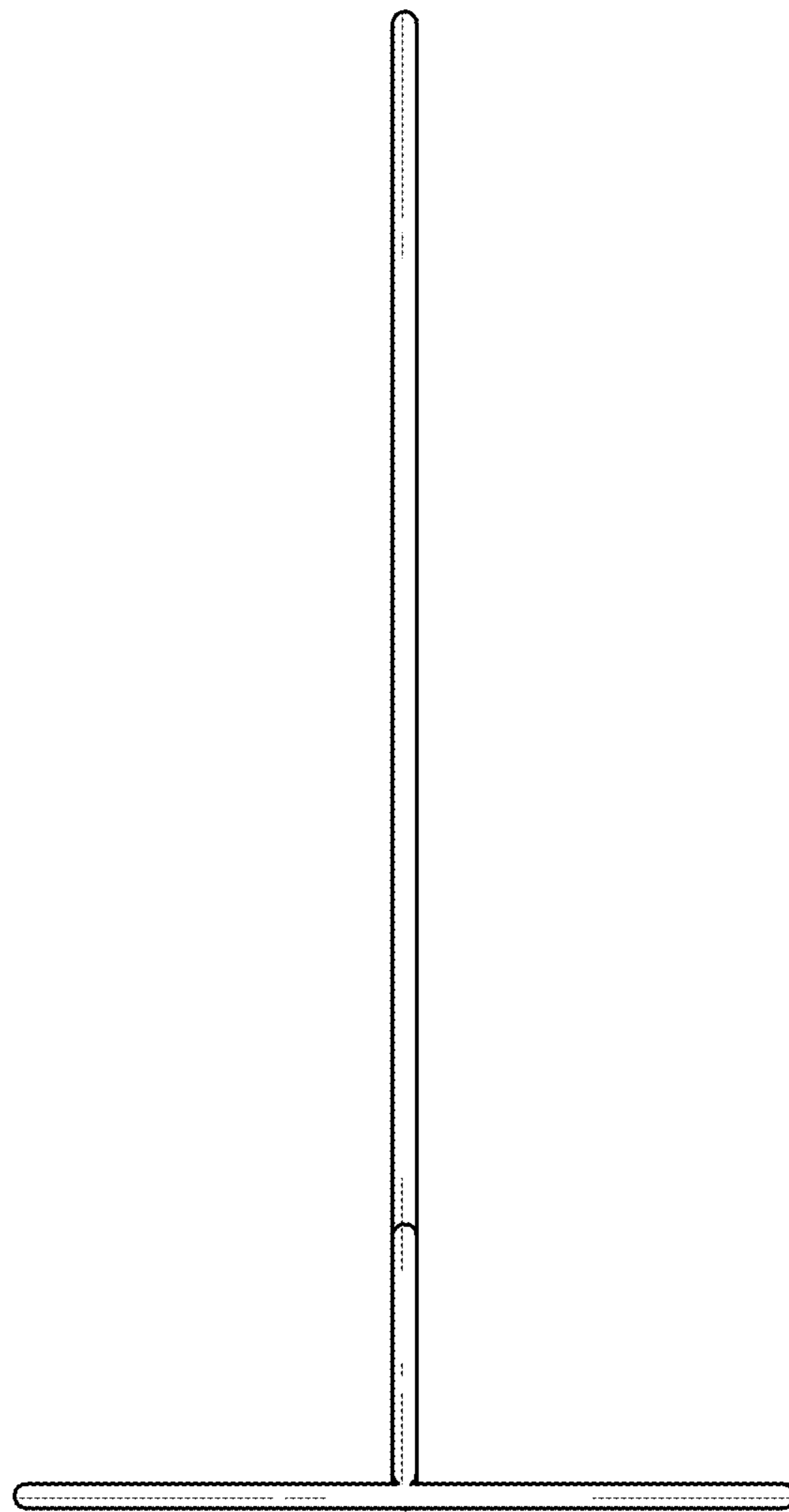


FIG. 3

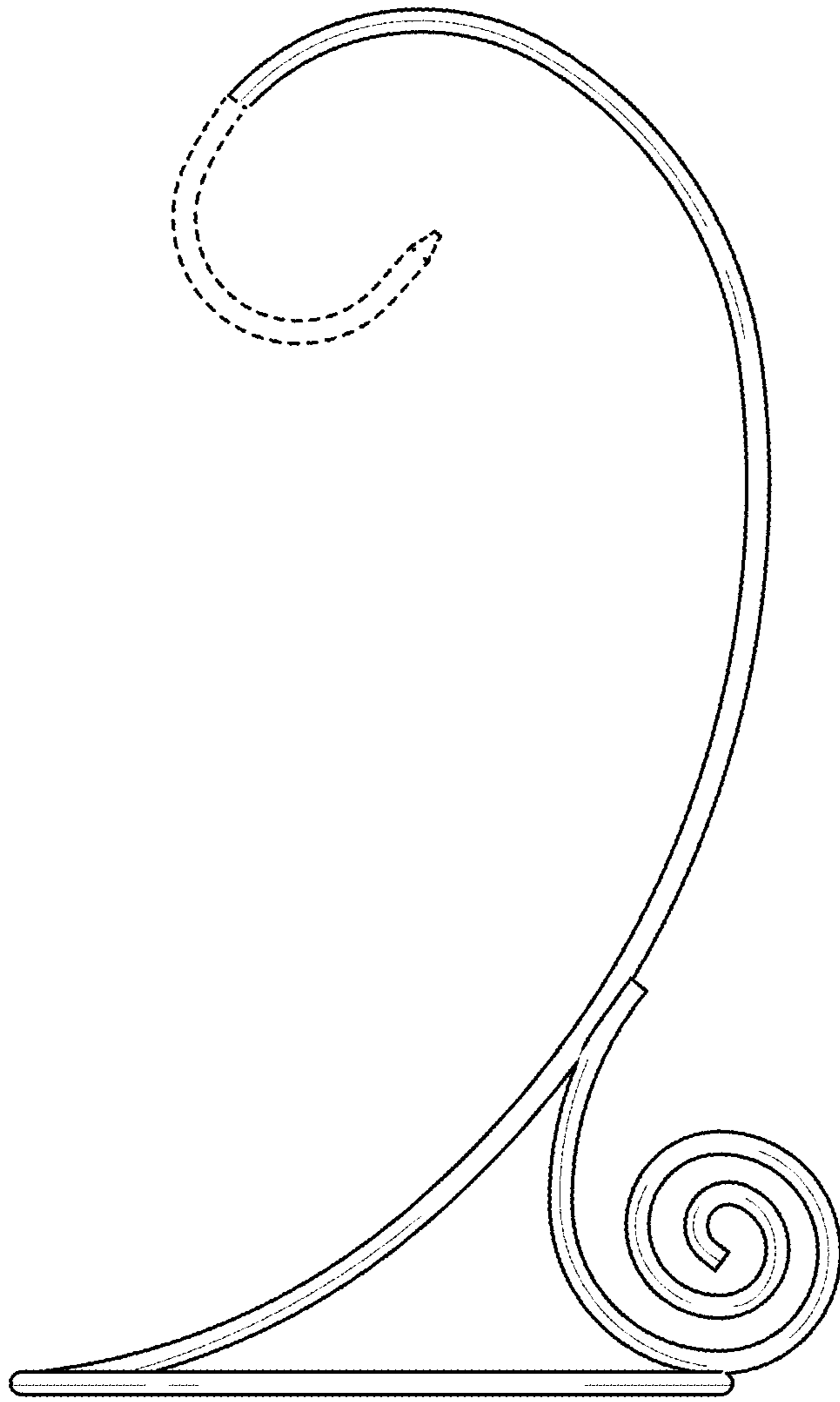


FIG. 4

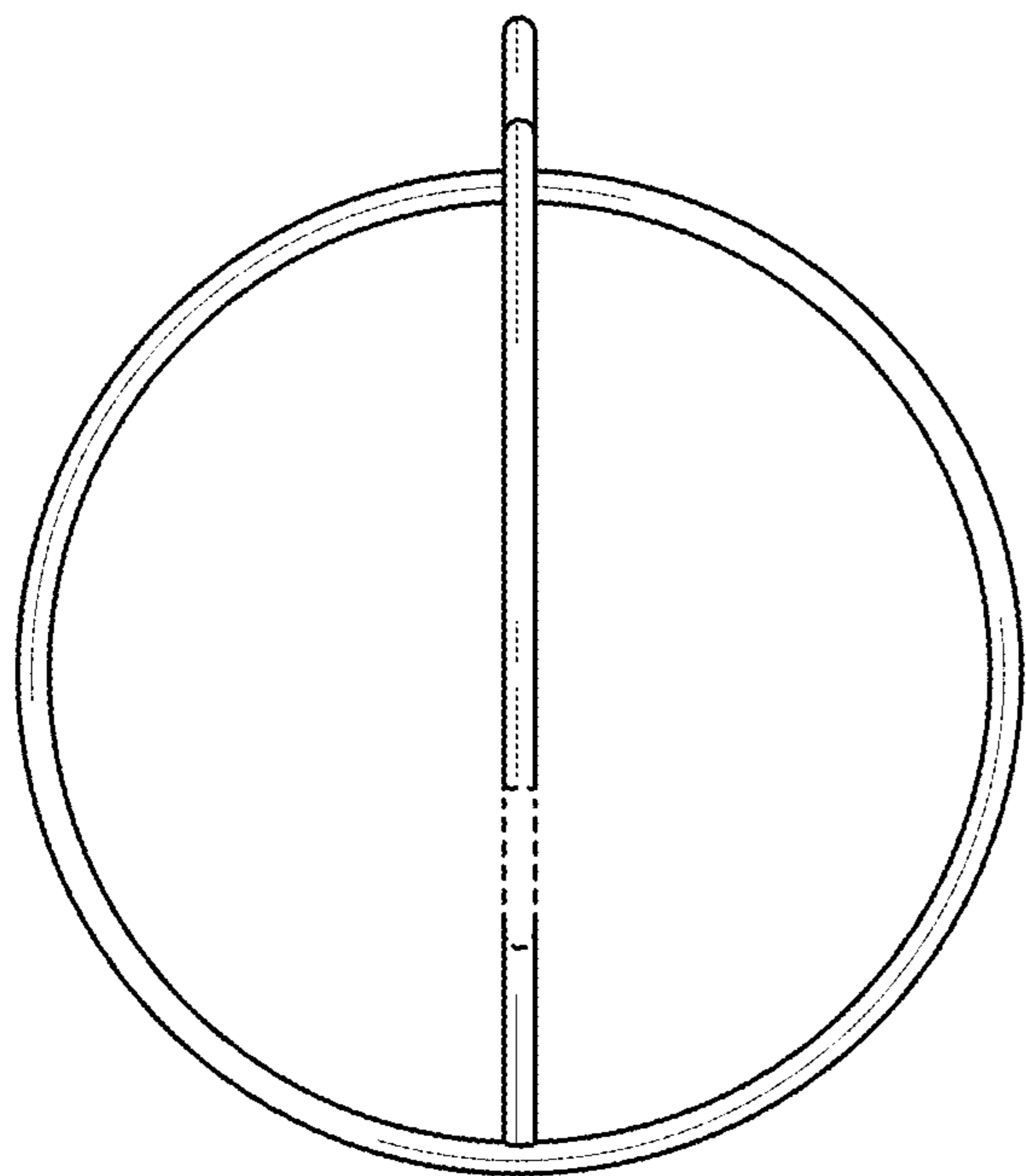


FIG. 5

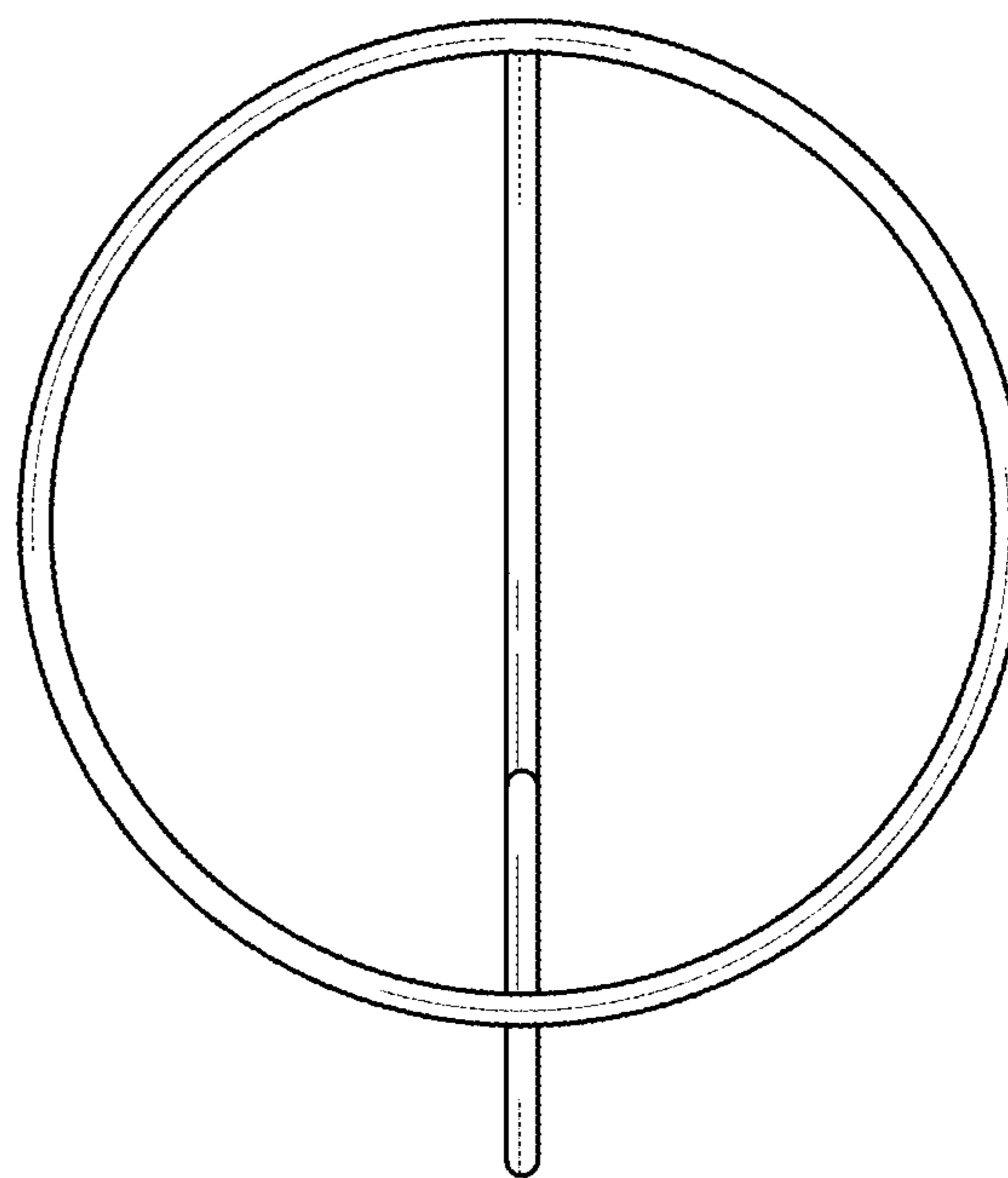


FIG. 6