



US00D788536S

(12) **United States Design Patent**
Knutson et al.

(10) **Patent No.:** **US D788,536 S**
(45) **Date of Patent:** **** Jun. 6, 2017**

(54) **RECTANGULAR FOOD CONTAINER WITH WICKER APPEARANCE**

(71) Applicants: **Sheryl F. Knutson**, Prior Lake, MN (US); **Ethelyn M. Knutson**, Prior Lake, MN (US); **Rebecca L. Gibson**, Maplewood, MN (US)

(72) Inventors: **Sheryl F. Knutson**, Prior Lake, MN (US); **Ethelyn M. Knutson**, Prior Lake, MN (US); **Rebecca L. Gibson**, Maplewood, MN (US)

(73) Assignee: **Decra Stone, Inc.**, Prior Lake, MN (US)

(**) Term: **15 Years**

(21) Appl. No.: **29/562,731**

(22) Filed: **Apr. 28, 2016**

(51) **LOC (10) Cl.** **07-01**

(52) **U.S. Cl.**
USPC **D7/584; D7/570**

(58) **Field of Classification Search**
USPC D7/584, 500, 570, 566, 565, 557, 552.2, D7/503; D3/306; 217/122; 147/18; 220/23.83
CPC A47G 19/02
See application file for complete search history.

(56) **References Cited**

U.S. PATENT DOCUMENTS

D35,040 S	9/1901	Handy	
1,176,052 A *	3/1916	Hagarty B65D 9/10 217/122
D104,343 S *	5/1937	Duncan, III et al. D7/565
D115,205 S	6/1939	Heisey	
D115,818 S	7/1939	Heisey	
D137,512 S	3/1944	Laure	

D223,189 S	3/1972	Dittman	
D240,355 S *	6/1976	Chadbourne D9/425
D263,668 S	4/1982	Knutson	
D271,651 S	12/1983	Knutson	
D271,835 S	12/1983	Knutson	
D273,927 S	5/1984	Knutson	
D275,541 S *	9/1984	Durand D7/565
D278,588 S	4/1985	Knutson	
D280,482 S	9/1985	Knutson	
D280,689 S	9/1985	Knutson	
D304,121 S	10/1989	Gabayno	
D311,984 S	11/1990	Jeresano	
D312,344 S	11/1990	Vivas	
D312,910 S	12/1990	Jeresano	
D312,911 S	12/1990	Jeresano	
D313,494 S	1/1991	Vivas	

(Continued)

Primary Examiner — Cynthia Underwood

(74) *Attorney, Agent, or Firm* — Moore & Hansen, PLLC; Conrad A. Hansen

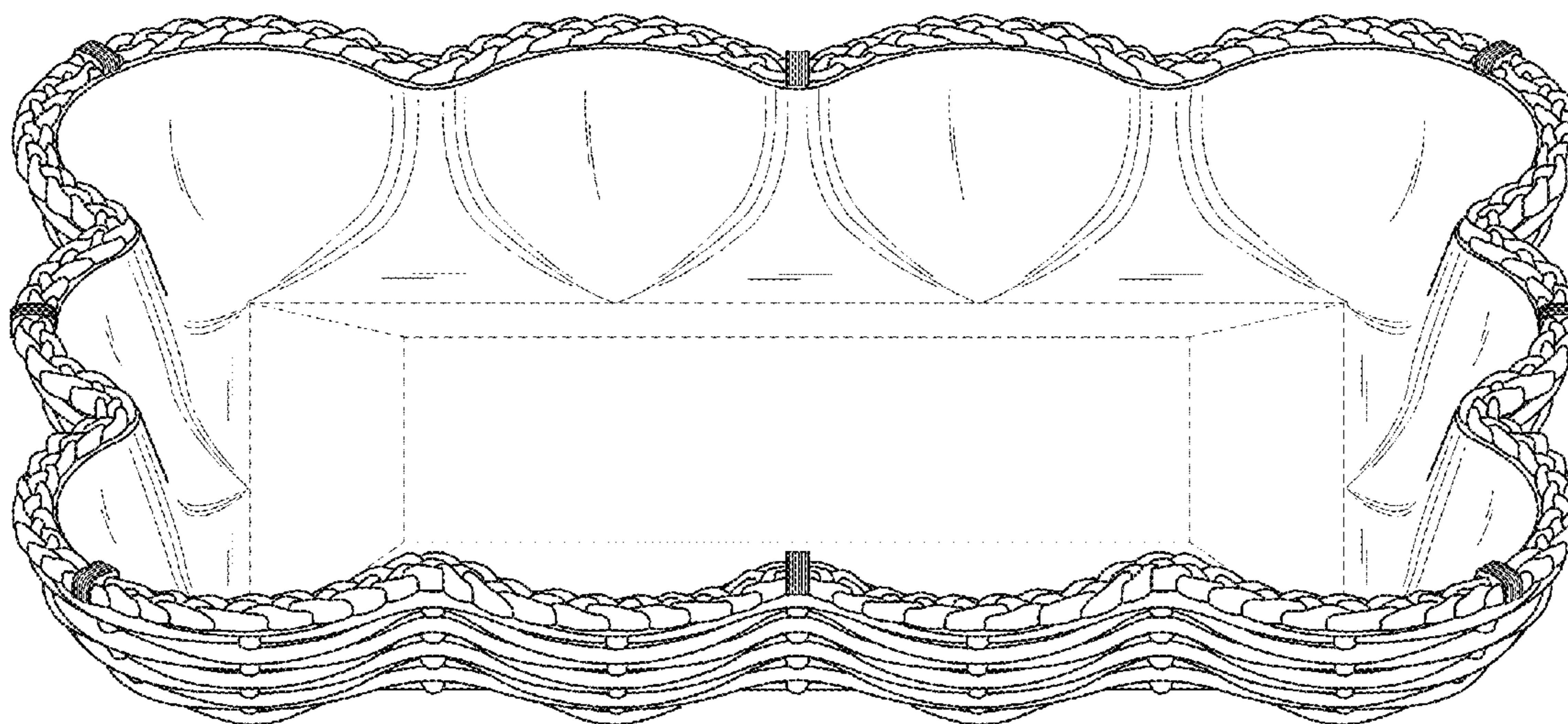
(57) **CLAIM**

The ornamental design for a rectangular food container with wicker appearance, as shown and described.

DESCRIPTION

FIG. 1 is a front perspective view of an embodiment of a rectangular food container showing our claimed design. FIG. 2 is a top plan view of the container of FIG. 1. FIG. 3 is a front or rear elevational view of the container of FIG. 2. FIG. 4 is a right or left side elevational view of the container of FIG. 2. FIG. 5 is a bottom plan view of the container of FIG. 2. FIG. 6 is a cross-sectional view of the container of FIG. 2 taken in the direction of cutting plane 6-6 of FIG. 2; and, FIG. 7 is a cross sectional view of the container of FIG. 2 taken in the direction of cutting plane 7-7 of FIG. 2. The broken lines represent portions of the structure that forms no part of the claim.

1 Claim, 7 Drawing Sheets



(56)

References Cited

U.S. PATENT DOCUMENTS

D321,073	S	10/1991	Azures	
D321,967	S	11/1991	Lumaban	
D335,758	S *	5/1993	Stickle	D1/122
D446,421	S *	8/2001	Lavalle Rowell	D7/396.4
D490,611	S *	6/2004	Lefever	D3/306
D496,223	S *	9/2004	Clarichetti	D7/545
D530,144	S *	10/2006	O'Flynn	D7/354
7,201,358	B2 *	4/2007	Nichols	A21B 3/13 220/573.1
D560,095	S *	1/2008	Bodum	D7/387
D586,124	S	2/2009	Knutson et al.	
D587,530	S *	3/2009	Sarniak, III	D7/584
D587,531	S *	3/2009	Sarniak, III	D7/584
D589,301	S *	3/2009	Altiner	D7/392.1
D597,310	S	8/2009	Knutson et al.	
D597,311	S	8/2009	Knutson et al.	
D597,739	S	8/2009	Knutson et al.	
D643,248	S *	8/2011	Schmidt	D7/505
D656,791	S *	4/2012	Cartis	D7/566
D692,667	S *	11/2013	Gittens	D3/306
D702,127	S *	4/2014	Lai	D9/456
D730,115	S *	5/2015	Miller	D7/396.4

* cited by examiner

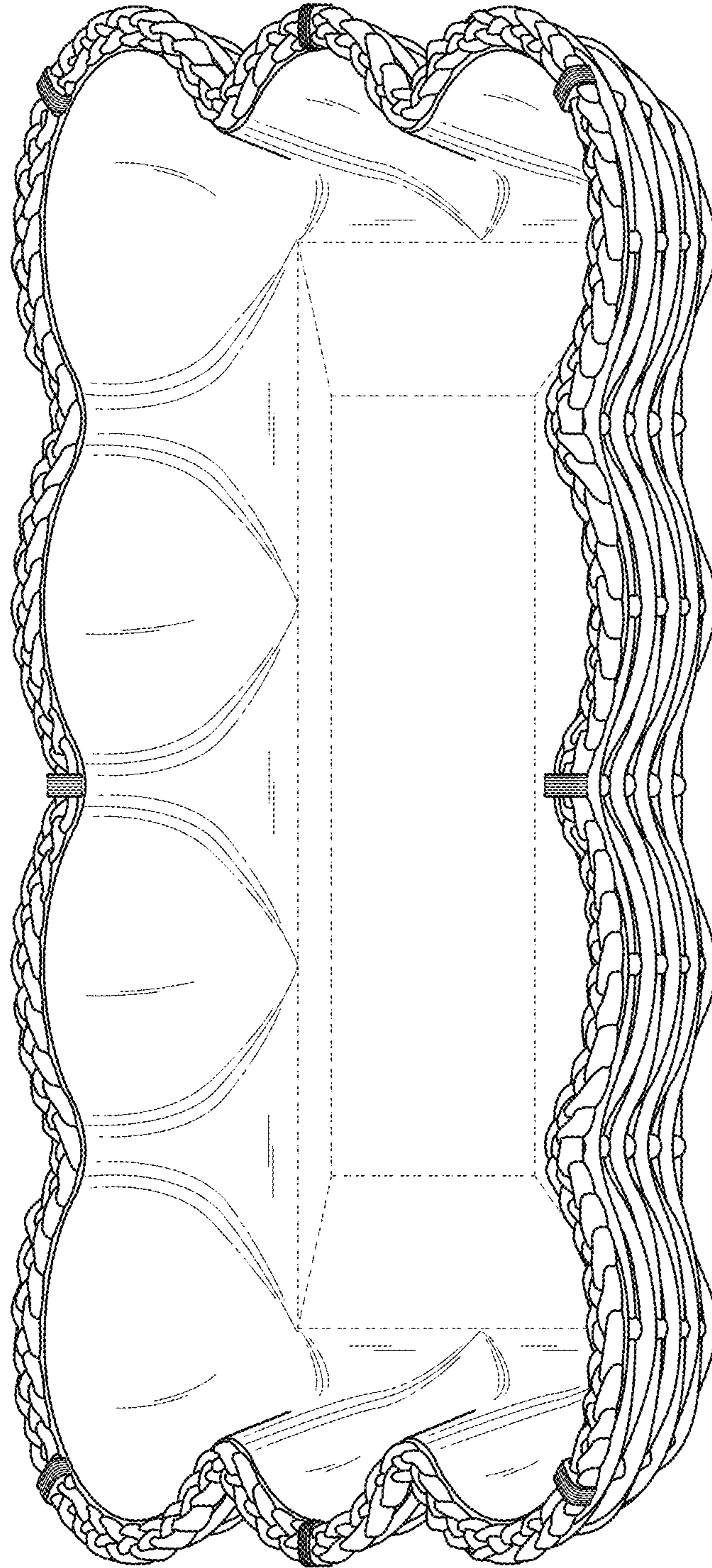


Fig. 1

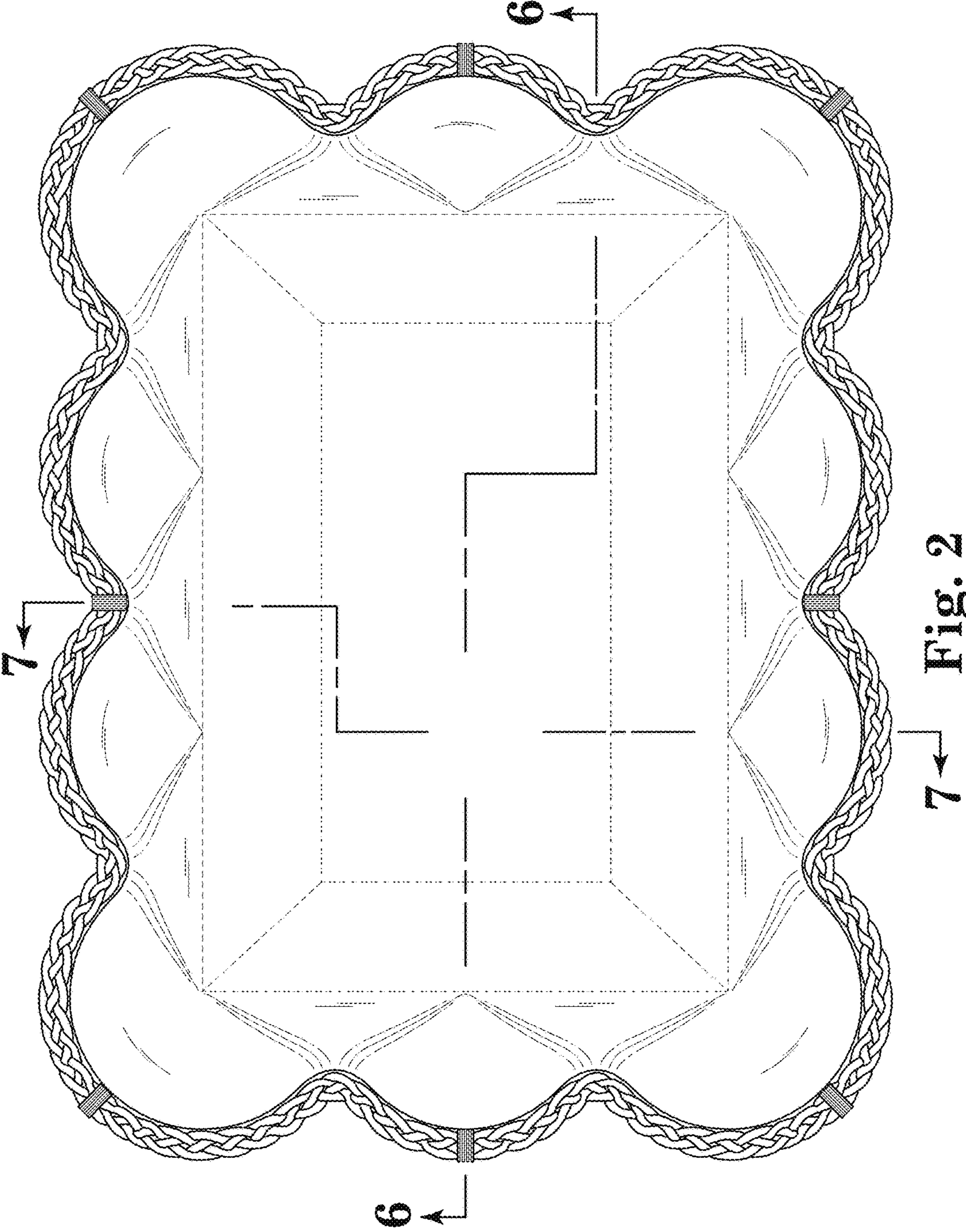


Fig. 2

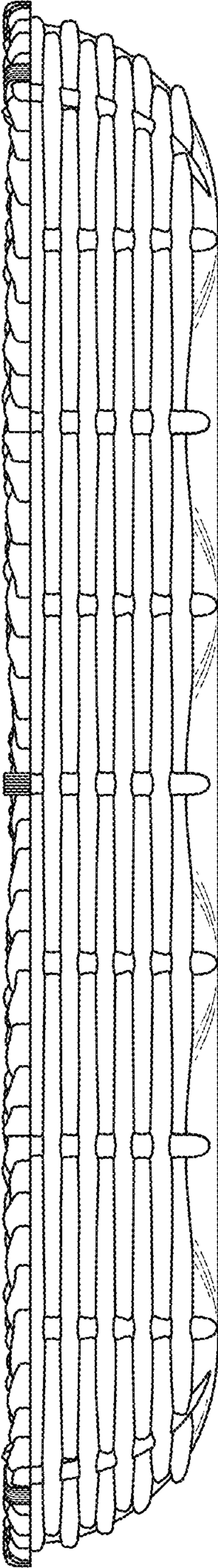


Fig. 3

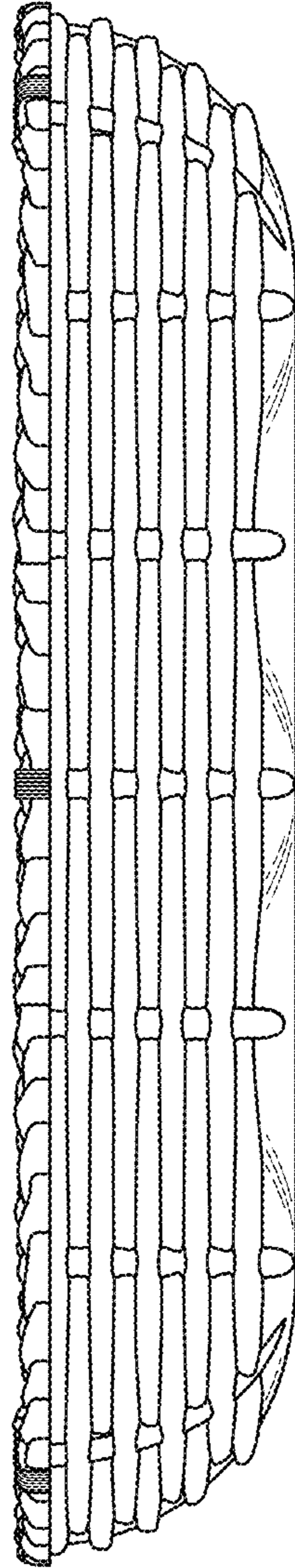


Fig. 4




Fig. 5

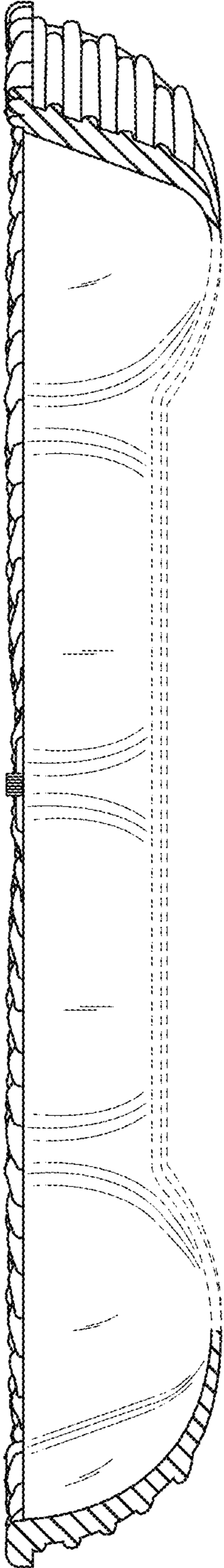


Fig. 6

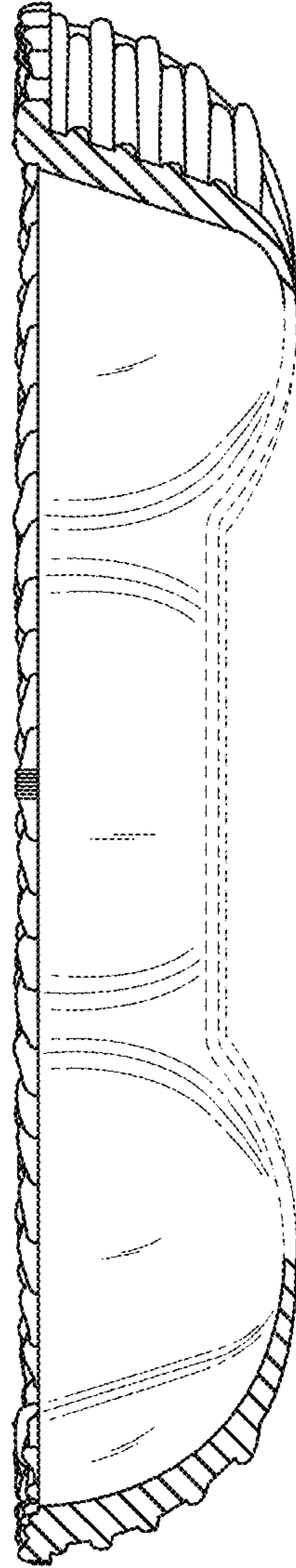


Fig. 7