



US00D788535S

(12) **United States Design Patent** (10) **Patent No.:** **US D788,535 S**  
**Knutson et al.** (45) **Date of Patent:** **\*\* Jun. 6, 2017**

- (54) **MULTI-SCALLOP BOWL WITH WICKER APPEARANCE**
- (71) Applicants: **Sheryl F. Knutson**, Prior Lake, MN (US); **Ethelyn M. Knutson**, Prior Lake, MN (US); **Rebecca L. Gibson**, Maplewood, MN (US)
- (72) Inventors: **Sheryl F. Knutson**, Prior Lake, MN (US); **Ethelyn M. Knutson**, Prior Lake, MN (US); **Rebecca L. Gibson**, Maplewood, MN (US)
- (73) Assignee: **Decra Stone, Inc.**, Prior Lake, MN (US)
- (\*\*) Term: **15 Years**
- (21) Appl. No.: **29/562,728**
- (22) Filed: **Apr. 28, 2016**
- (51) **LOC (10) Cl.** ..... **07-01**
- (52) **U.S. Cl.**  
USPC ..... **D7/584; D7/570**
- (58) **Field of Classification Search**  
USPC ..... D7/584, 500, 570, 566, 565, 557, 552.2, D7/503; D3/306; 217/122; 147/18; 220/23.83  
CPC ..... A47G 19/02  
See application file for complete search history.

D240,355 S *	6/1976	Chadbourne	.....	D9/425
D259,985 S	7/1981	Drumm		
D263,668 S	4/1982	Knutson		
D271,651 S	12/1983	Knutson		
D271,835 S	12/1983	Knutson		
D273,927 S	5/1984	Knutson		
D275,541 S *	9/1984	Durand	.....	D7/565
D278,588 S	4/1985	Knutson		
D280,482 S	9/1985	Knutson		
D280,689 S	9/1985	Knutson		
D304,121 S	10/1989	Gabayno		
D311,984 S	11/1990	Jeresano		
D312,344 S	11/1990	Vivas		
D312,910 S	12/1990	Jeresano		
D312,911 S	12/1990	Jeresano		
D313,494 S	1/1991	Vivas		

(Continued)

*Primary Examiner* — Cynthia Underwood  
 (74) *Attorney, Agent, or Firm* — Moore & Hansen, PLLC; Conrad A. Hansen

(57) **CLAIM**

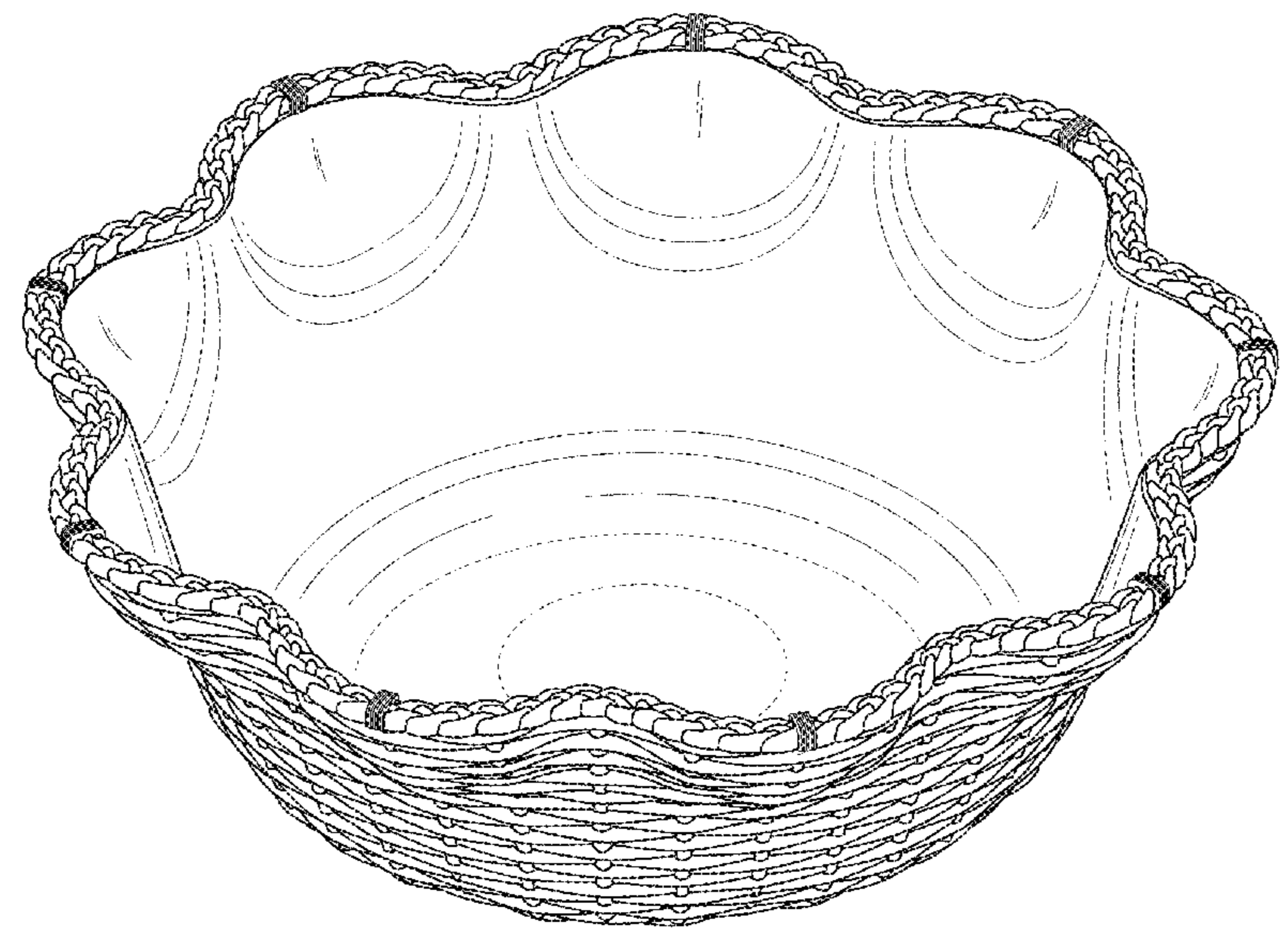
The ornamental design for a multi-scallop bowl with wicker appearance, as shown and described.

**DESCRIPTION**

FIG. 1 is a front perspective view of an embodiment of a multi-scallop bowl showing our claimed design.  
 FIG. 2 is a top plan view of the bowl of FIG. 1.  
 FIG. 3 is a front elevational view of the bowl of FIG. 2.  
 FIG. 4 is a rear elevational view of the bowl of FIG. 2.  
 FIG. 5 is a right side elevational view of the bowl of FIG. 2, the left side elevational view being a mirror image thereof.  
 FIG. 6 is a bottom plan view of the bowl of FIG. 2; and,  
 FIG. 7 is a cross-sectional view of the bowl of FIG. 2 taken in the direction of cutting plane 7-7 of FIG. 2.  
 The broken lines represent portions of the structure that form no part of the claim.  
 Our new multi-scallop bowl design is characterized by a woven wicker appearance.

**1 Claim, 7 Drawing Sheets**

- (56) **References Cited**
- U.S. PATENT DOCUMENTS
- |               |         |                    |       |                      |
|---------------|---------|--------------------|-------|----------------------|
| 1,176,052 A * | 3/1916  | Hagarty            | ..... | B65D 9/10<br>217/122 |
| D104,343 S *  | 5/1937  | Duncan, III et al. | ..... | D7/565               |
| D111,504 S    | 9/1938  | Bennett            |       |                      |
| D115,398 S    | 6/1939  | Heath              |       |                      |
| D170,663 S    | 10/1953 | Smith              |       |                      |
| D213,491 S    | 3/1969  | Beeman             |       |                      |



(56)

**References Cited**

U.S. PATENT DOCUMENTS

D321,073	S	10/1991	Azures	
D321,967	S	11/1991	Lumaban	
D335,758	S *	5/1993	Stickle .....	D1/122
D446,421	S *	8/2001	Lavalle Rowell .....	D7/396.4
D490,611	S *	6/2004	Lefever .....	D3/306
D496,223	S *	9/2004	Clarichetti .....	D7/545
D530,144	S *	10/2006	O'Flynn .....	D7/354
7,201,358	B2 *	4/2007	Nichols .....	A21B 3/13 220/573.1
D560,095	S *	1/2008	Bodum .....	D7/387
D586,124	S	2/2009	Knutson et al.	
D587,530	S *	3/2009	Sarniak, III .....	D7/584
D587,531	S *	3/2009	Sarniak, III .....	D7/584
D589,301	S *	3/2009	Altiner .....	D7/392.1
D597,310	S	8/2009	Knutson et al.	
D597,311	S	8/2009	Knutson et al.	
D597,739	S	8/2009	Knutson et al.	
D643,248	S *	8/2011	Schmidt .....	D7/505
D656,791	S *	4/2012	Cartis .....	D7/566
D692,667	S *	11/2013	Gittens .....	D3/306
D702,127	S *	4/2014	Lai .....	D9/456
D730,115	S *	5/2015	Miller .....	D7/396.4

\* cited by examiner

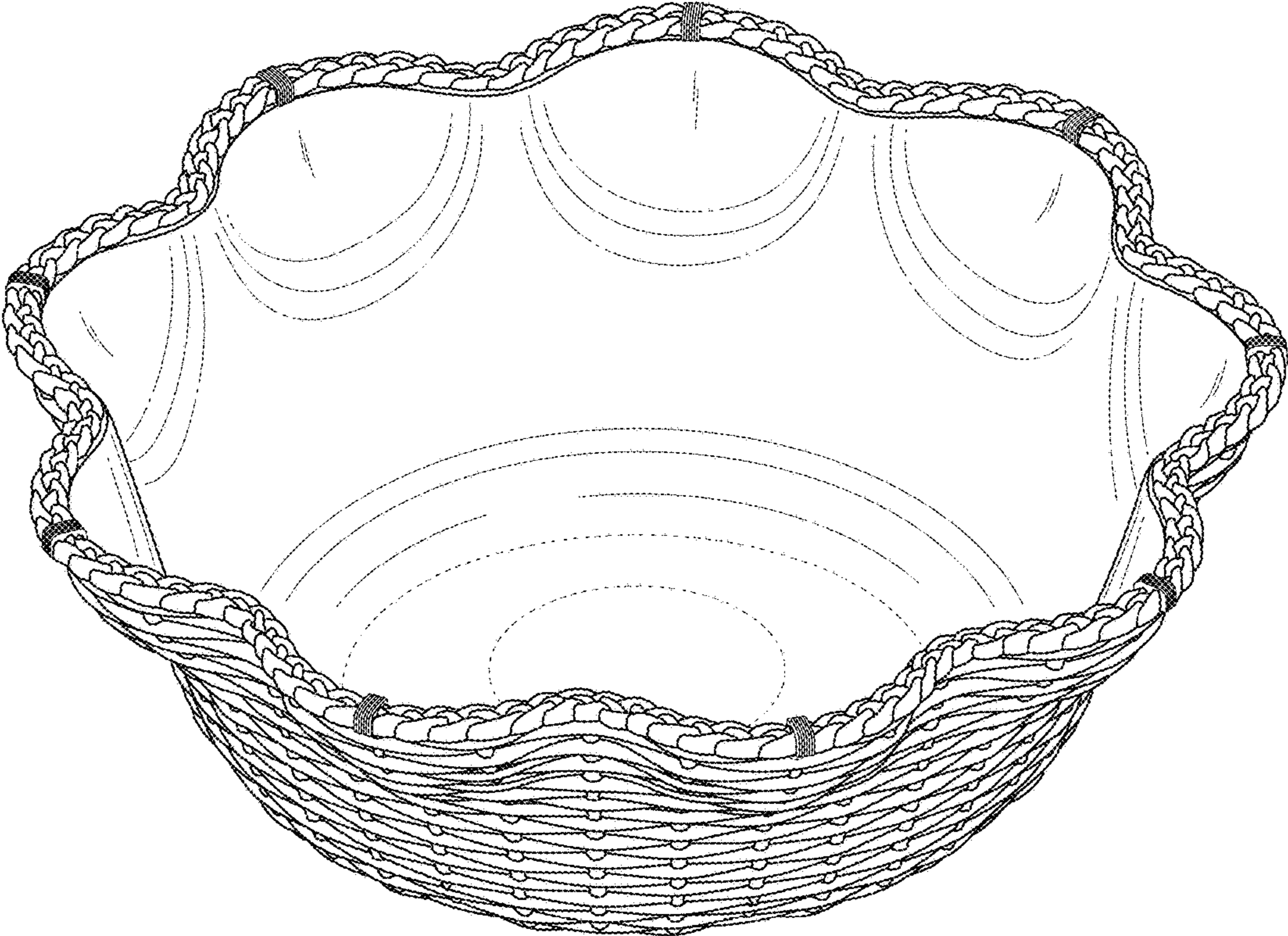


Fig. 1

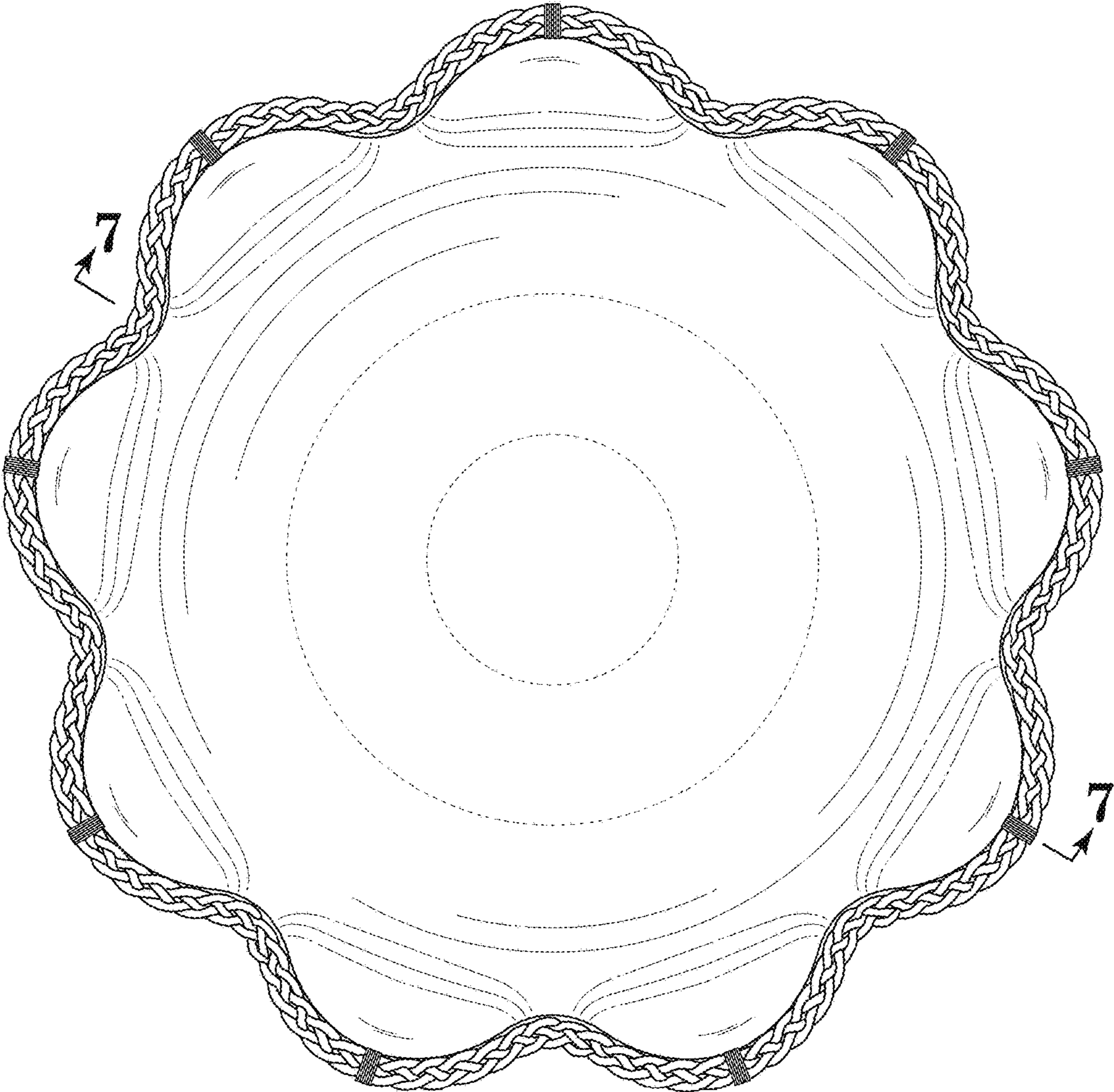
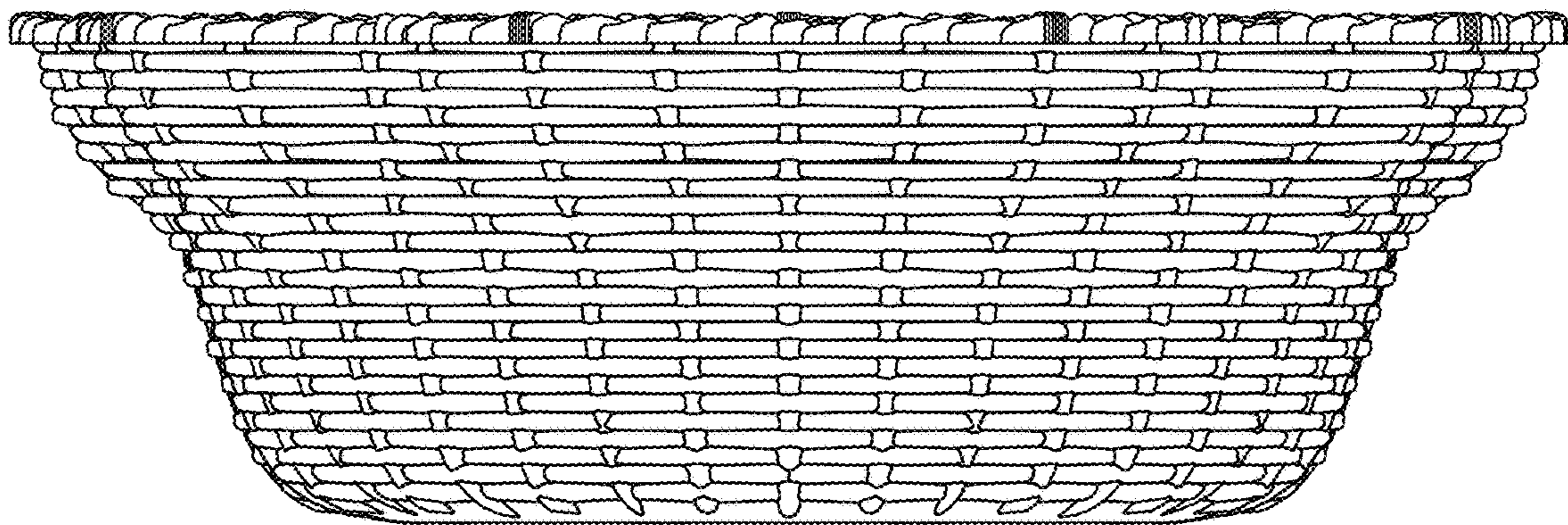
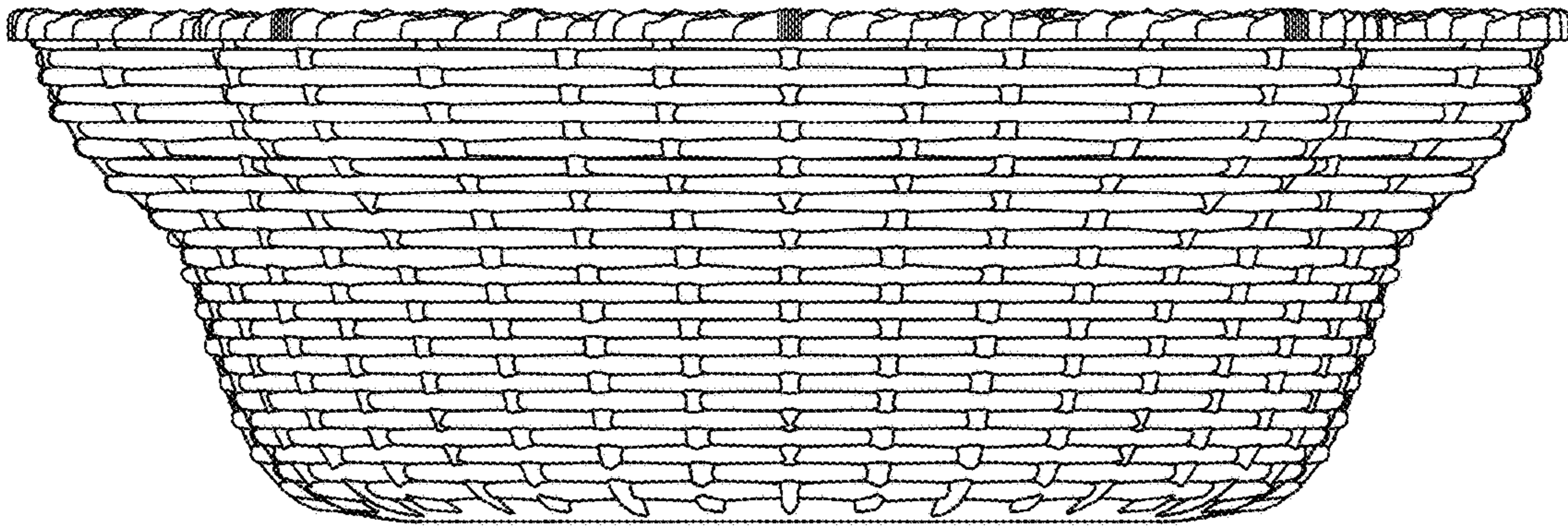


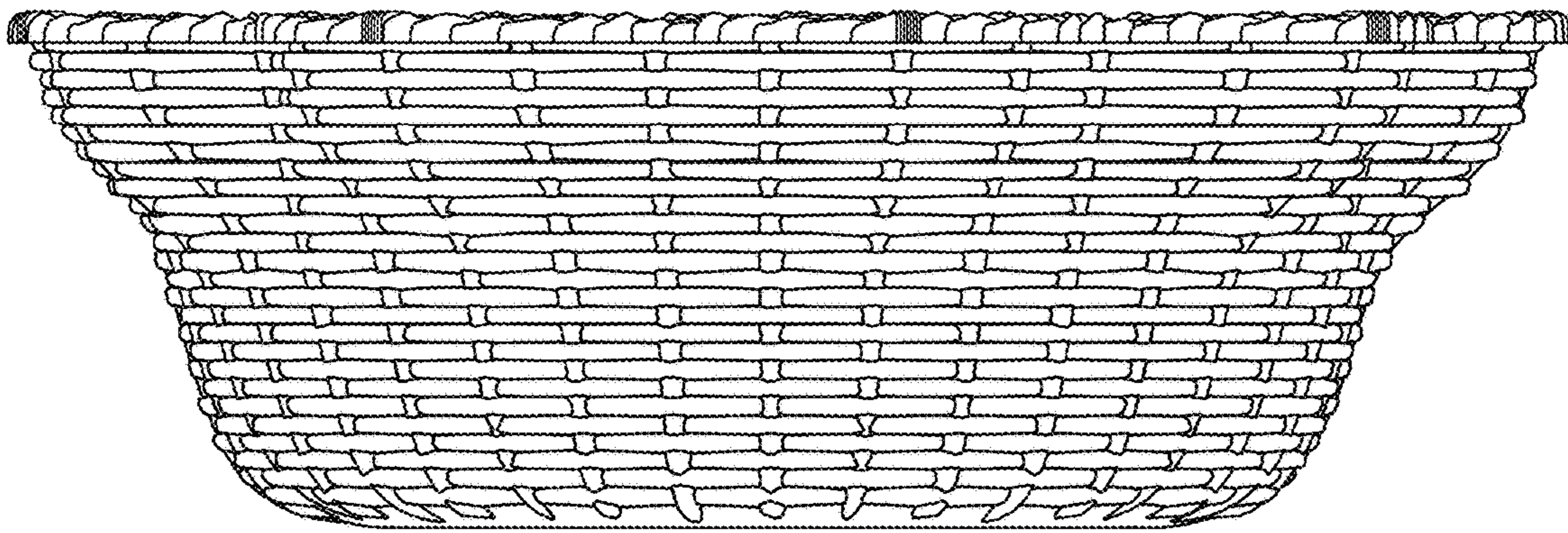
Fig. 2



**Fig. 3**



**Fig. 4**



**Fig. 5**




Fig. 6



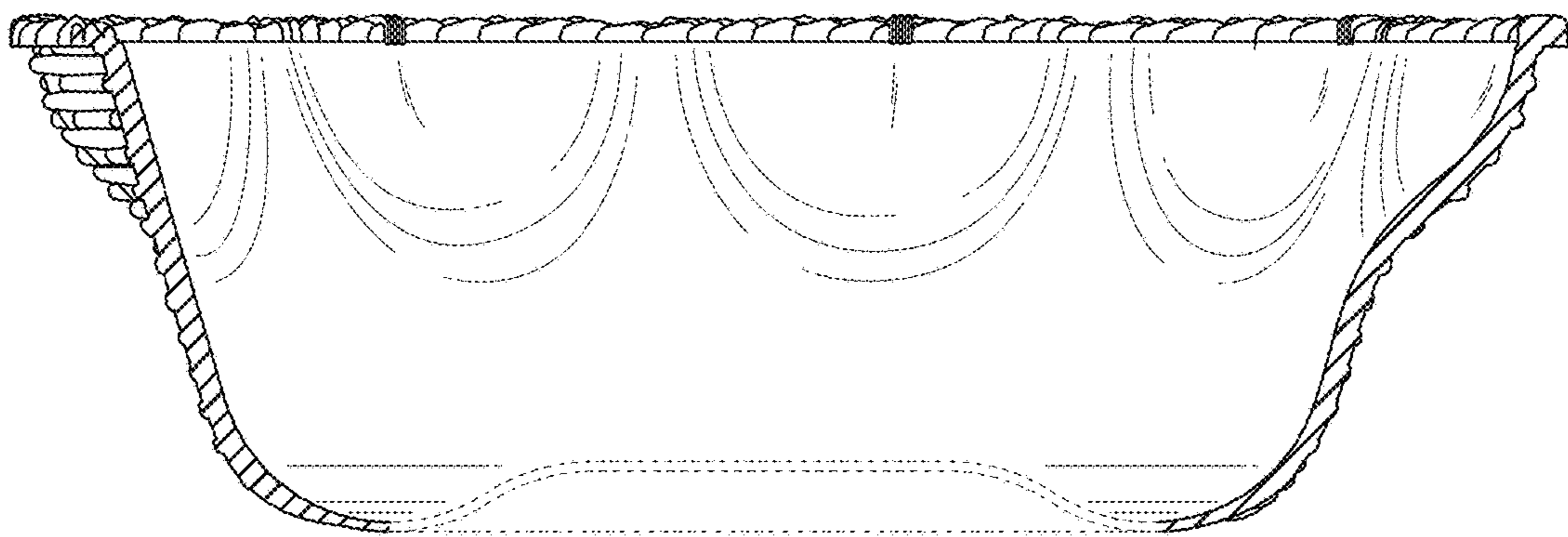


Fig. 7