



US00D788522S

(12) **United States Design Patent** (10) **Patent No.:** **US D788,522 S**
Choi et al. (45) **Date of Patent:** **** *Jun. 6, 2017**

(54) **HANDLE FOR HOME APPLIANCE**

(56) **References Cited**

(71) Applicant: **Samsung Electronics Co., Ltd.**,
Suwon-si, Gyeonggi-do (KR)

(72) Inventors: **Woo-Joo Choi**, Anyang-si (KR);
Ji-Young Shin, Seoul (KR)

(73) Assignee: **SAMSUNG ELECTRONICS CO., LTD.**,
Gyeonggi-Do (KR)

(*) Notice: This patent is subject to a terminal disclaimer.

(**) Term: **14 Years**

(21) Appl. No.: **29/492,926**

(22) Filed: **Jun. 4, 2014**

(30) **Foreign Application Priority Data**

Dec. 16, 2013 (KR) 30-2013-0063513

(51) **LOC (10) Cl.** **07-02**

(52) **U.S. Cl.**
USPC **D7/402**

(58) **Field of Classification Search**
USPC D8/300, 315-320, DIG. 1; D23/250, 254,
D23/303-305; D99/11; D6/546, 549;
D7/393, 394, 402; 211/16; 16/110.1,
16/412, 413, 415, 419, 422, 424, 425,
16/DIG. 19; D15/89; D3/318, 328
CPC Y10T 16/469; Y10T 16/44; Y10T 16/458;
Y10T 16/498; Y10T 16/476; Y10T
16/459; Y10T 16/466; Y10T 16/4713;
Y10T 16/4644; Y10T 16/513; Y10T
16/509; Y10T 16/473; Y10T 16/462;
Y10T 16/4701; Y10T 74/20732; Y10T
29/49826; Y10T 16/4719; Y10T 16/455;
Y10T 16/4559; Y10T 74/20828; Y10T
74/20738; Y10T 74/20762; Y10T
16/4628; Y10T 74/20864; Y10T 16/4567;
Y10T 16/4576; Y10T 16/501; Y10T
16/86

See application file for complete search history.

U.S. PATENT DOCUMENTS

D119,283	S	*	3/1940	Rettich	D8/317
D123,890	S	*	12/1940	Pellegrin	D8/313
2,807,827	A	*	10/1957	Brooks	E05B 1/0015 16/419
D236,249	S	*	8/1975	Stolarz	D8/306
D368,641	S	*	4/1996	Chieda	D8/317
D368,642	S	*	4/1996	Chieda	D8/317
D424,873	S	*	5/2000	Holbrook	D7/402
D511,955	S	*	11/2005	Baldwin	D8/301
D552,959	S	*	10/2007	Gilboe	D8/317
D587,730	S	*	3/2009	Yang	D15/89
D593,139	S	*	5/2009	Cline	D15/89
D600,529	S	*	9/2009	Nicholson	D8/315

(Continued)

Primary Examiner — Derrick Holland

Assistant Examiner — Lauren Calve

(74) *Attorney, Agent, or Firm* — Cantor Colburn LLP


(57) **CLAIM**

The ornamental design for a handle for home appliance, as shown and described.

DESCRIPTION

FIG. 1 is a perspective view of a handle for home appliance, showing our new design;
FIG. 2 is a front elevation view thereof;
FIG. 3 is a rear elevation view thereof;
FIG. 4 is a side elevation view thereof;
FIG. 5 is a another side elevation view thereof;
FIG. 6 is a top plan view thereof;
FIG. 7 is a bottom plan view thereof; and,
FIG. 8 is another perspective view thereof in an environment of use.
The broken lines shown represent unclaimed subject matter and form no part of the claimed design.

1 Claim, 7 Drawing Sheets



(56)

References Cited

U.S. PATENT DOCUMENTS

D610,595	S	*	2/2010	Baker	D15/89
D612,210	S	*	3/2010	Baker	D7/405
D612,682	S	*	3/2010	Baker	D7/405
D614,012	S	*	4/2010	Saubert	D15/89
D614,013	S	*	4/2010	Saubert	D15/89
D615,568	S	*	5/2010	Baker	D15/91
D639,314	S	*	6/2011	Yang	D15/85
D646,141	S	*	10/2011	Jeon	D8/316
D680,809	S	*	4/2013	Kim	D7/402
D697,092	S	*	1/2014	Hill	D15/89
D714,366	S	*	9/2014	Jeon	D15/89
D716,635	S	*	11/2014	Sanz	D8/318
D722,090	S	*	2/2015	Jeon	D15/89
D722,623	S	*	2/2015	Cho	D15/89
D722,624	S	*	2/2015	Cho	D15/89
D722,625	S	*	2/2015	Cho	D15/89
D724,629	S	*	3/2015	Choi	D15/85
D739,618	S	*	9/2015	Shoemaker	D32/3
D748,166	S	*	1/2016	Jeon	D15/89
D749,901	S	*	2/2016	Shin	D7/402
2008/0313853	A1	*	12/2008	Hale	A47B 95/02 16/111.1
2011/0050068	A1	*	3/2011	Wing	E05B 1/0015 312/405.1
2012/0074826	A1	*	3/2012	Klaus	A47B 95/02 312/405
2012/0227218	A1	*	9/2012	Johnson	A47B 95/02 16/422
2013/0285527	A1	*	10/2013	Choi	F25D 23/028 312/404
2014/0338152	A1	*	11/2014	Moody	E05B 1/0015 16/412

* cited by examiner

FIG. 1

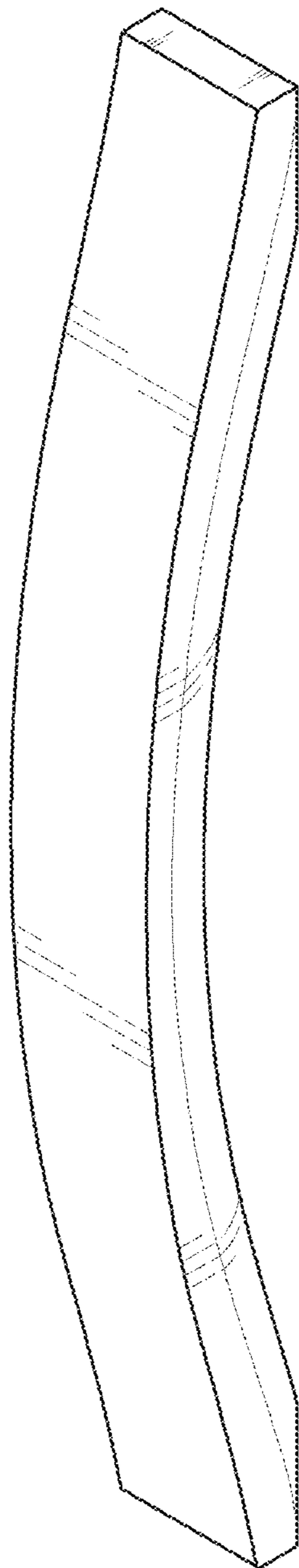


FIG. 2



FIG. 3




FIG. 4




FIG. 5




FIG. 6

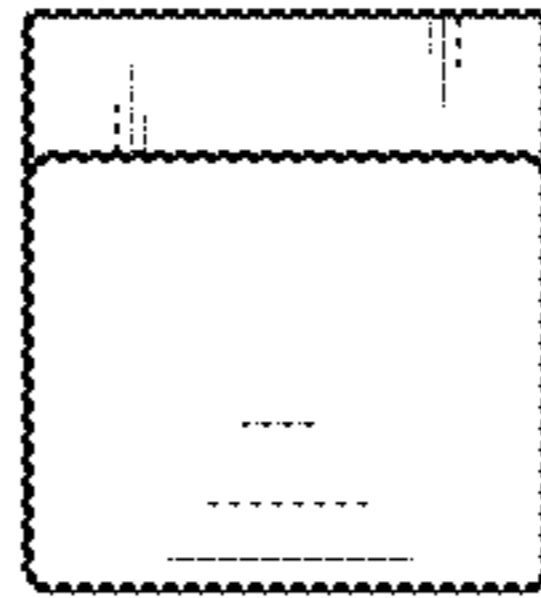


FIG. 7




FIG. 8

