



US00D788515S

(12) **United States Design Patent**
Kim et al.

(10) **Patent No.:** **US D788,515 S**

(45) **Date of Patent:** **** Jun. 6, 2017**

(54) **OVEN RANGE**

(71) Applicant: **LG ELECTRONICS INC.**, Seoul (KR)

(72) Inventors: **Sooyeon Kim**, Seoul (KR); **Miyoung Kim**, Seoul (KR); **Yoonsang Kim**, Seoul (KR); **Songyi Han**, Seoul (KR)

(73) Assignee: **LG ELECTRONICS INC.**, Seoul (KR)

(**) Term: **15 Years**

(21) Appl. No.: **29/552,163**

(22) Filed: **Jan. 20, 2016**

(30) **Foreign Application Priority Data**

Sep. 22, 2015 (KR) 30-2015-0048055

(51) **LOC (10) Cl.** **07-02**

(52) **U.S. Cl.**
USPC **D7/350.1; D7/350.3; D7/351**

(58) **Field of Classification Search**
USPC D7/323, 339-351, 402, 408; D8/89, D8/300-306; D15/305, 315-316
CPC F24C 1/00; F24C 3/00; F24C 7/00; F24C 7/002; F24C 7/046; F24C 7/067; F24C 15/00; F24C 15/02; A21B 2/00; A47J 36/26; A47J 37/00; A47J 37/041; A47J 37/04; A47J 37/06; A47J 37/08
See application file for complete search history.

(56) **References Cited**

U.S. PATENT DOCUMENTS

D294,215 S * 2/1988 Kawaishi D7/351
D305,597 S * 1/1990 Yoo D7/351
D373,925 S * 9/1996 Kim D7/351
D442,820 S * 5/2001 Kim D7/351

D525,476 S * 7/2006 Bengtson D7/349
D531,447 S * 11/2006 Lee D7/350.4
D540,105 S * 4/2007 Lee D7/351
D540,614 S * 4/2007 Jeon D7/350.1
D552,920 S * 10/2007 Chung D7/348
D583,614 S * 12/2008 Chung D7/351
D586,619 S * 2/2009 Pino D7/405
D626,370 S * 11/2010 Baek D7/351
D627,593 S * 11/2010 Lee D7/340
D631,688 S * 2/2011 Kim D7/351
D632,125 S * 2/2011 Kim D7/351
D633,328 S * 3/2011 Shin D7/351
D633,533 S * 3/2011 Kwon D15/85
D633,750 S * 3/2011 Baek D7/351
D642,418 S * 8/2011 Kim D7/340
D646,141 S * 10/2011 Jeon D8/316
D651,462 S * 1/2012 Browne D7/405
D653,900 S * 2/2012 Kim D7/340
D653,908 S * 2/2012 Browne D7/405
D675,475 S * 2/2013 Yoon D7/351

(Continued)

Primary Examiner — Caron D Veynar

Assistant Examiner — Mehri Bajoul

(74) *Attorney, Agent, or Firm* — Birch, Stewart, Kolasch & Birch, LLP

(57) **CLAIM**

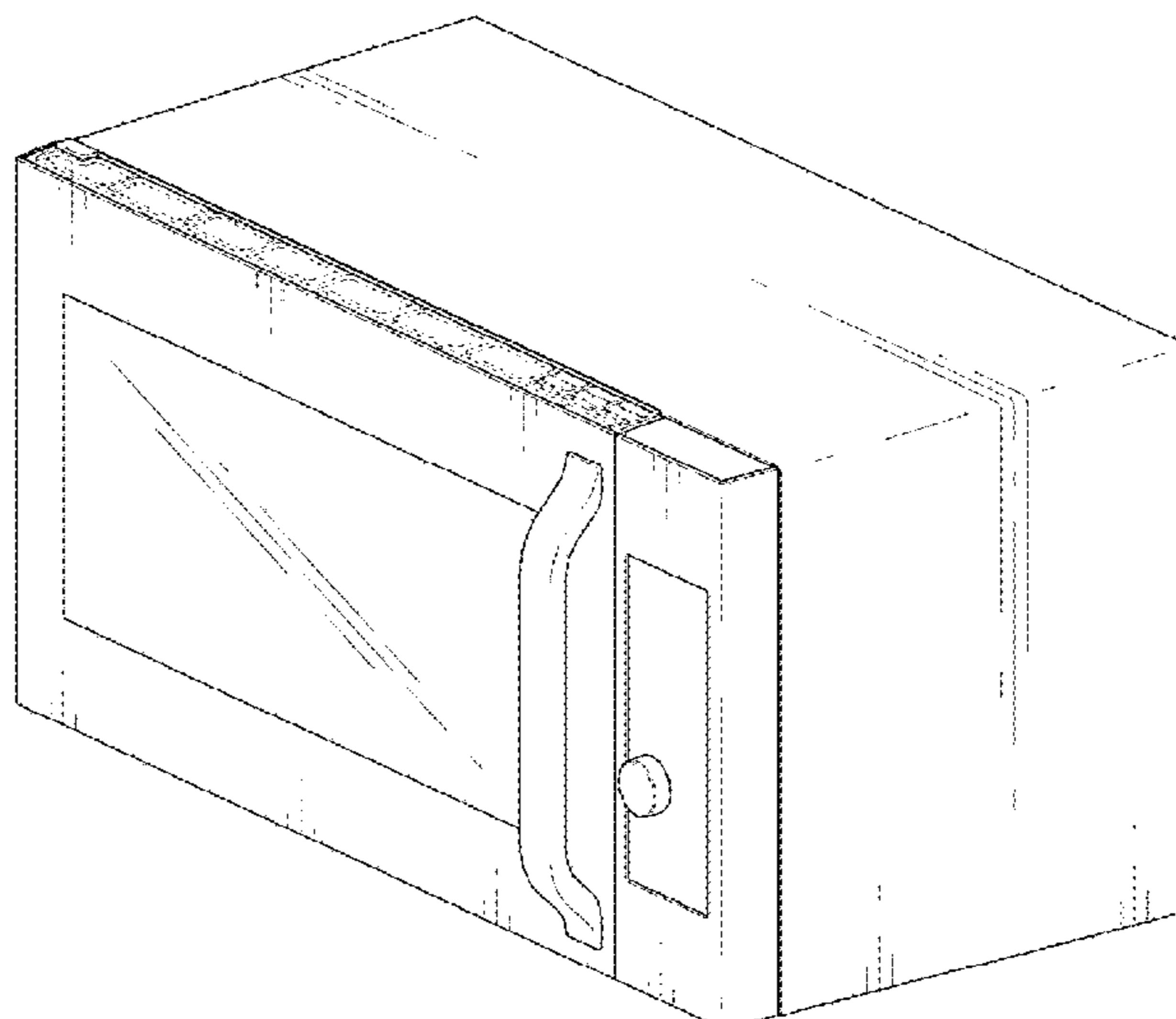
The ornamental design for an oven range, as shown and described.

DESCRIPTION

FIG. 1 is a front, right side, perspective view of an oven range showing our new design;
FIG. 2 is a front view thereof;
FIG. 3 is a rear view thereof;
FIG. 4 is a left side view thereof;
FIG. 5 is a right side view thereof;
FIG. 6 is a top view thereof; and,
FIG. 7 is a bottom view thereof.

The broken lines indicate unclaimed portion of the article that form no part of the claimed design.

1 Claim, 4 Drawing Sheets



(56)

References Cited

U.S. PATENT DOCUMENTS

D680,370	S	*	4/2013	Ohno	D7/402
D680,809	S	*	4/2013	Kim	D7/402
D688,518	S	*	8/2013	Baek	D7/402
D690,994	S	*	10/2013	Baek	D7/405
D697,092	S	*	1/2014	Hill	D15/89
D704,498	S	*	5/2014	Kim	D7/351
D704,983	S	*	5/2014	Yoon	D7/351
D705,008	S	*	5/2014	Shin	D7/405
D707,074	S	*	6/2014	Shin	D7/351
D708,469	S	*	7/2014	Kim	D7/351
D737,621	S	*	9/2015	Miller	D7/328
D741,639	S	*	10/2015	Kim	D7/351
D741,649	S	*	10/2015	Kim	D7/405
D745,311	S	*	12/2015	Funnell, II	D7/349
D748,424	S	*	2/2016	Funnell, II	D7/348
D749,357	S	*	2/2016	Kim	D7/402
D750,431	S	*	3/2016	Bergese	D7/405
D751,854	S	*	3/2016	Funnell, II	D7/349
D761,620	S	*	7/2016	Kim	D7/405
D762,086	S	*	7/2016	Kim	D7/405
D762,416	S	*	8/2016	Kim	D7/405
D764,228	S	*	8/2016	Kim	D7/405
D764,229	S	*	8/2016	Chung	D7/405
D769,673	S	*	10/2016	Shoemaker	D7/405
D772,645	S	*	11/2016	Kim	D7/405
D772,646	S	*	11/2016	Kim	D7/405
D773,233	S	*	12/2016	Suh	D7/351
D773,892	S	*	12/2016	Miron	D7/405
D779,263	S	*	2/2017	Suh	D7/351
D779,264	S	*	2/2017	Suh	D7/351
D779,876	S	*	2/2017	Chung	D7/405

* cited by examiner

FIG. 1

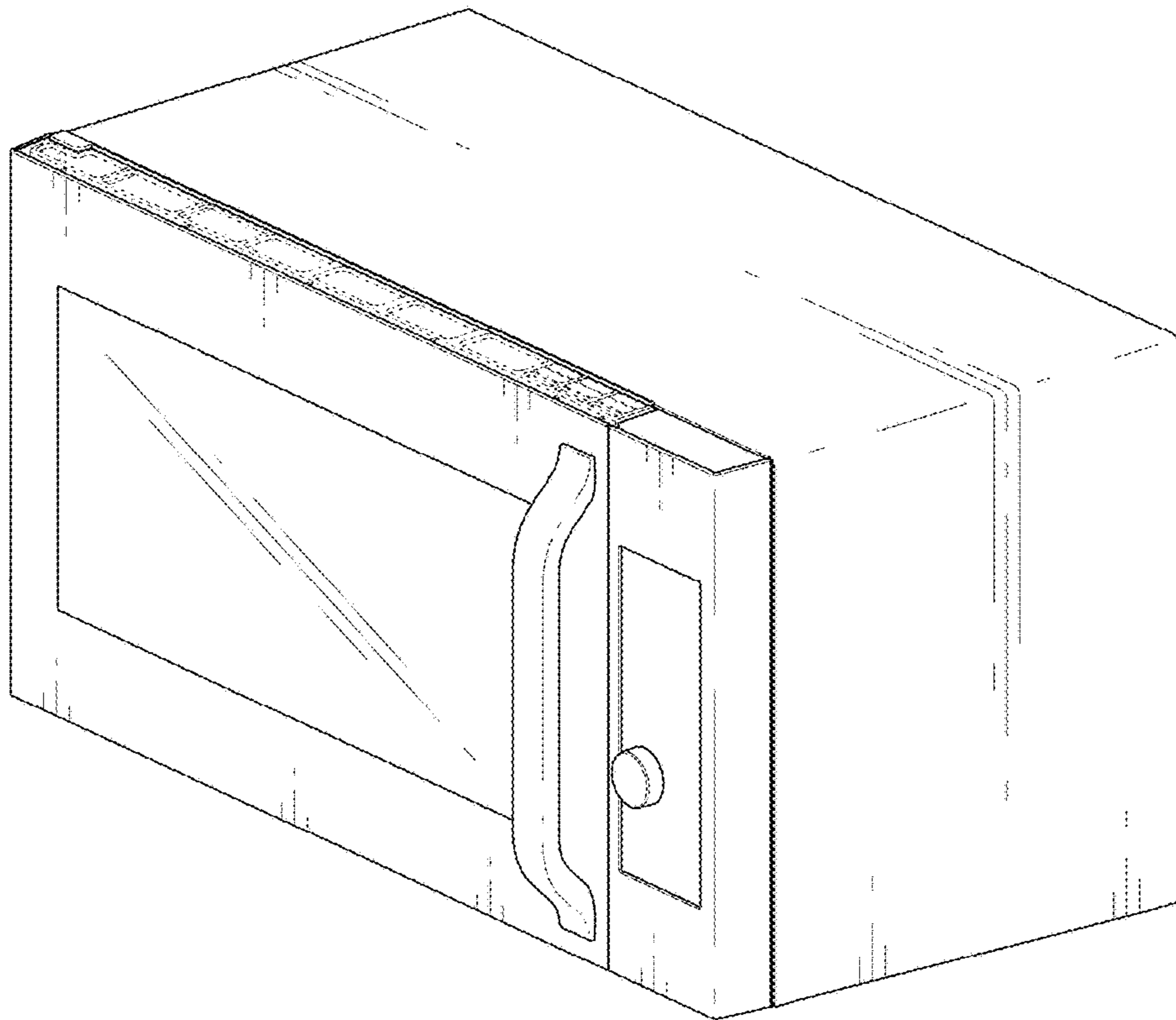


FIG. 2

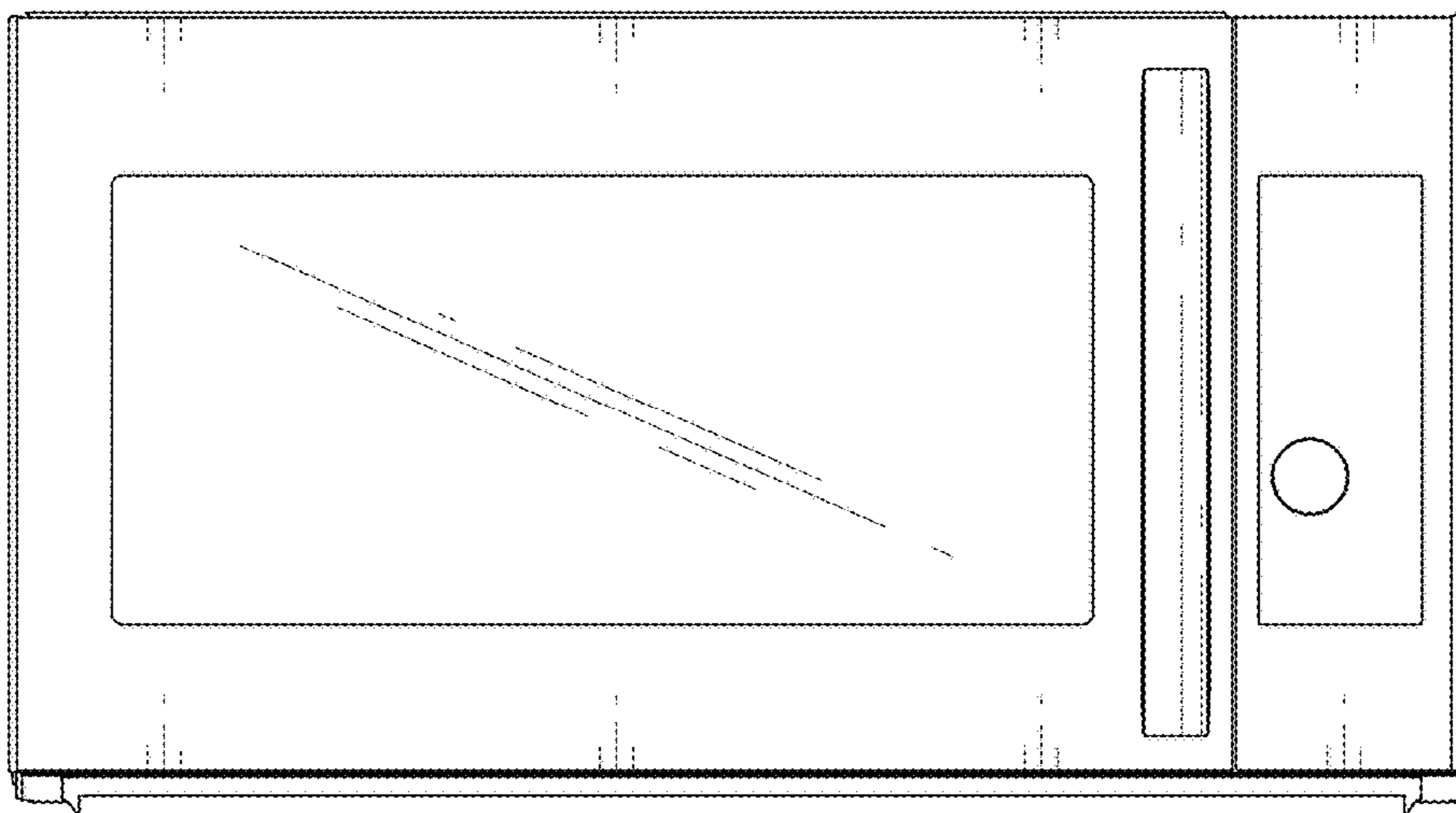


FIG. 3




FIG. 4

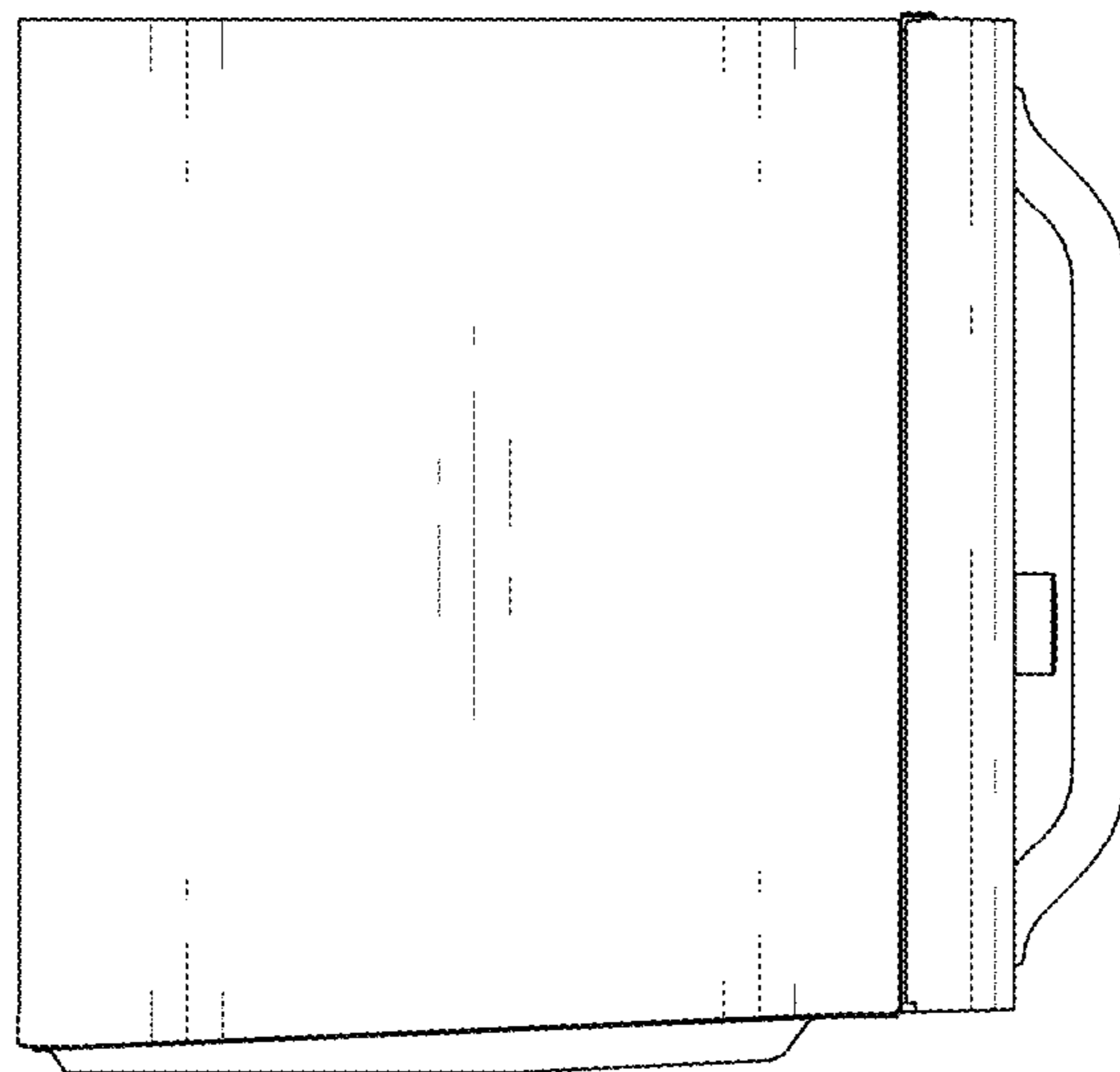


FIG. 5

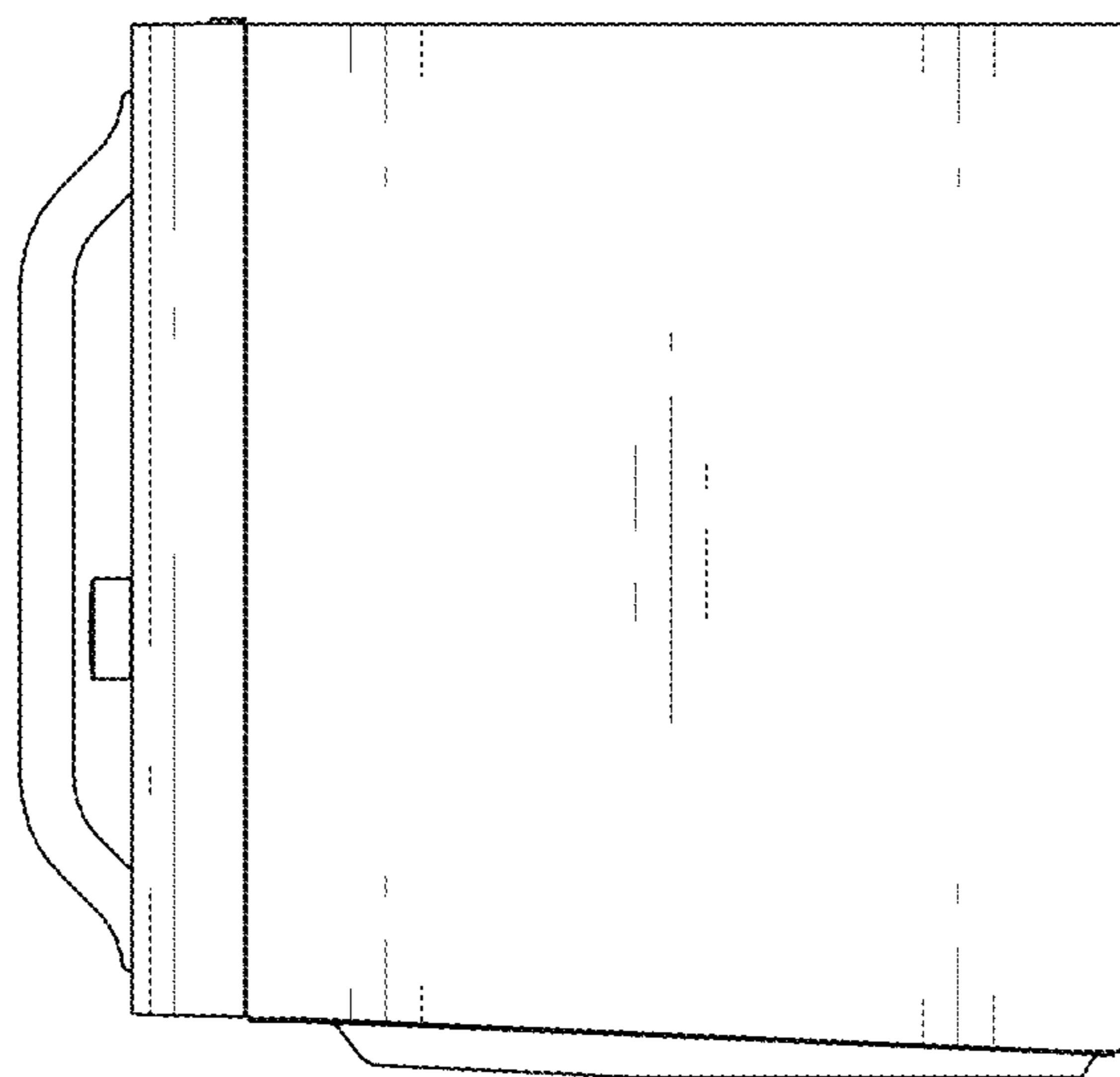


FIG. 6




FIG. 7

