



US00D788507S

(12) **United States Design Patent**
Collins

(10) **Patent No.:** **US D788,507 S**

(45) **Date of Patent:** **** Jun. 6, 2017**

(54) **TABLE**

(71) Applicant: **Foremost Groups, Inc.**, East Hanover,
NJ (US)

(72) Inventor: **Michael Collins**, Brigham City, UT
(US)

(73) Assignee: **Foremost Groups, Inc.**, East Hanover,
NJ (US)

(**) Term: **14 Years**

(21) Appl. No.: **29/502,058**

(22) Filed: **Sep. 11, 2014**

(51) **LOC (10) Cl.** **06-06**

(52) **U.S. Cl.**

USPC **D6/707.24**

(58) **Field of Classification Search**

USPC D6/685, 686, 689, 691, 691.1, 691.2,
D6/691.9, 697, 707, 707.18, 707.19

CPC A47B 7/00; A47B 9/00; A47B 2009/006;
A47B 13/00; A47B 13/003; A47B 13/08;
A47B 13/088

See application file for complete search history.

(56) **References Cited**

U.S. PATENT DOCUMENTS

D305,842 S * 2/1990 Herr 108/161
D333,393 S * 2/1993 Wisner D6/691.3

D502,617 S * 3/2005 Chang D6/691.9
D518,981 S * 4/2006 O'Hare D6/691
D589,282 S * 3/2009 Lowsky D6/689
D713,156 S * 9/2014 Cohen D6/349
D731,827 S * 6/2015 Thorne D6/691.3

* cited by examiner

Primary Examiner — Mary Ann Calabrese

(74) *Attorney, Agent, or Firm* — Drinker Biddle & Reath
LLP

(57) **CLAIM**

The ornamental design for a table, as shown and described.

DESCRIPTION

FIG. 1 is a top view of a table according to the present invention.


FIG. 2 is a bottom view of the table of FIG. 1.

FIG. 3 is a reduced scale left side view of the table of FIG. 1; the right side view being a mirror image; and,

FIG. 4 is a reduced scale front view of the table of FIG. 1; the rear view being a mirror image.

The portions of the design shown in dashed lines do not form a part of the claimed invention.

1 Claim, 4 Drawing Sheets






FIG. 1

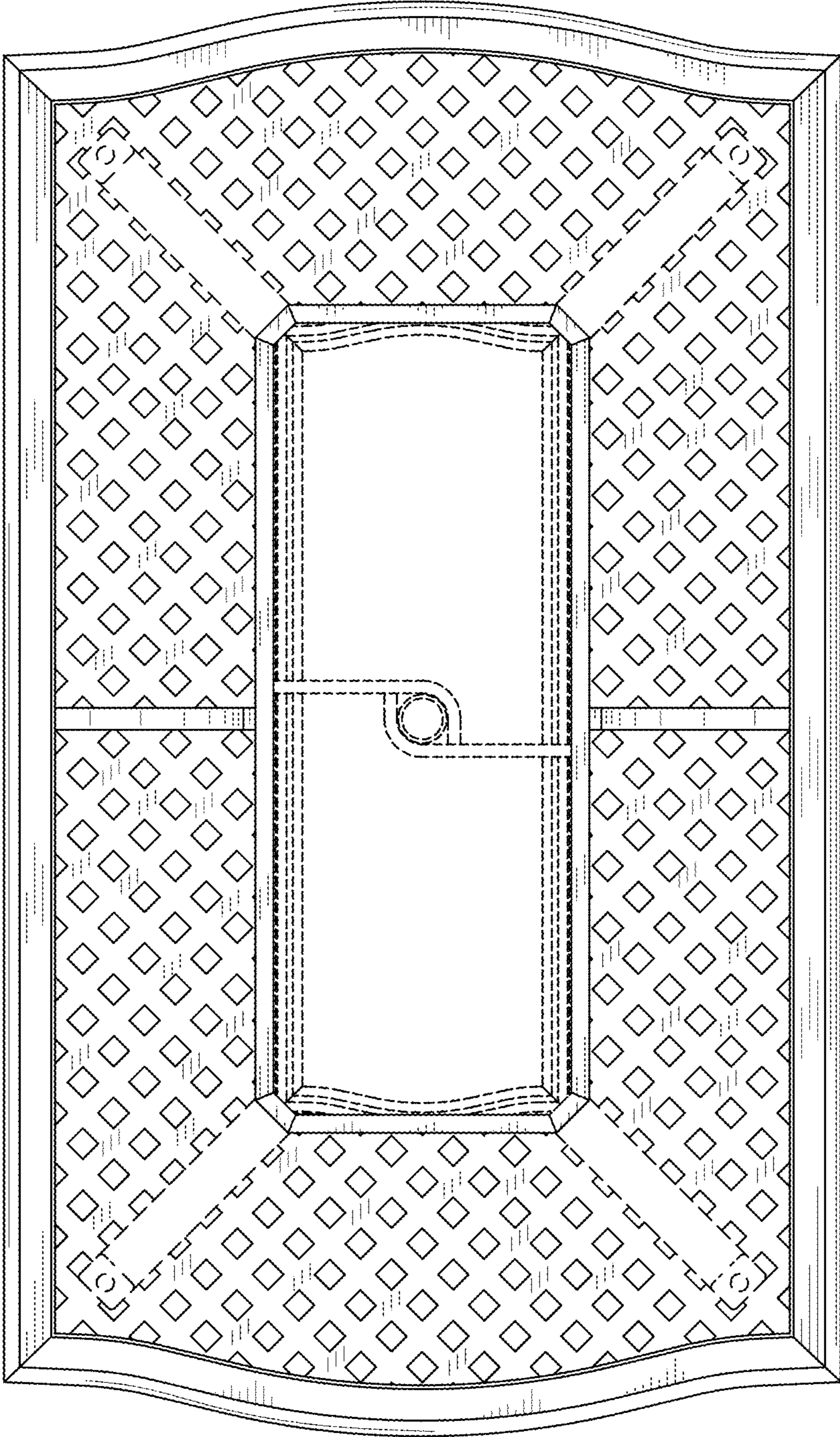


FIG. 2

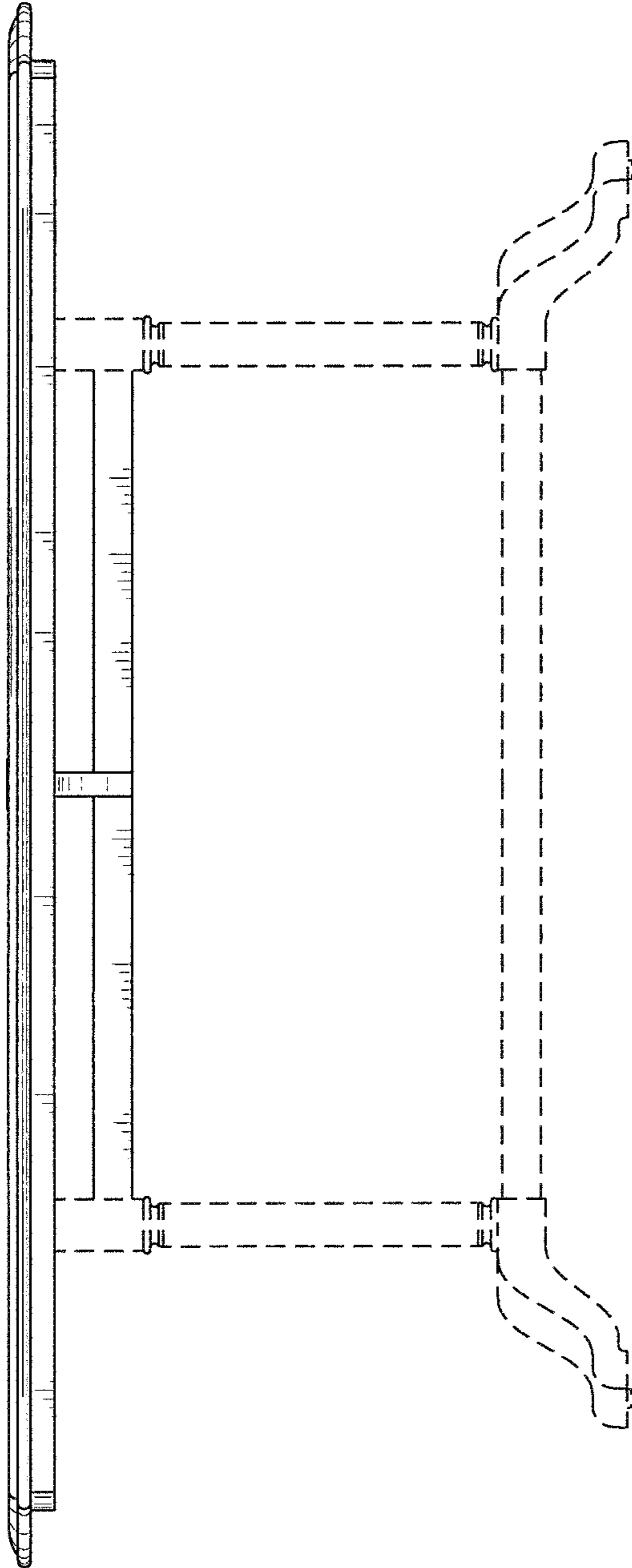


FIG. 3

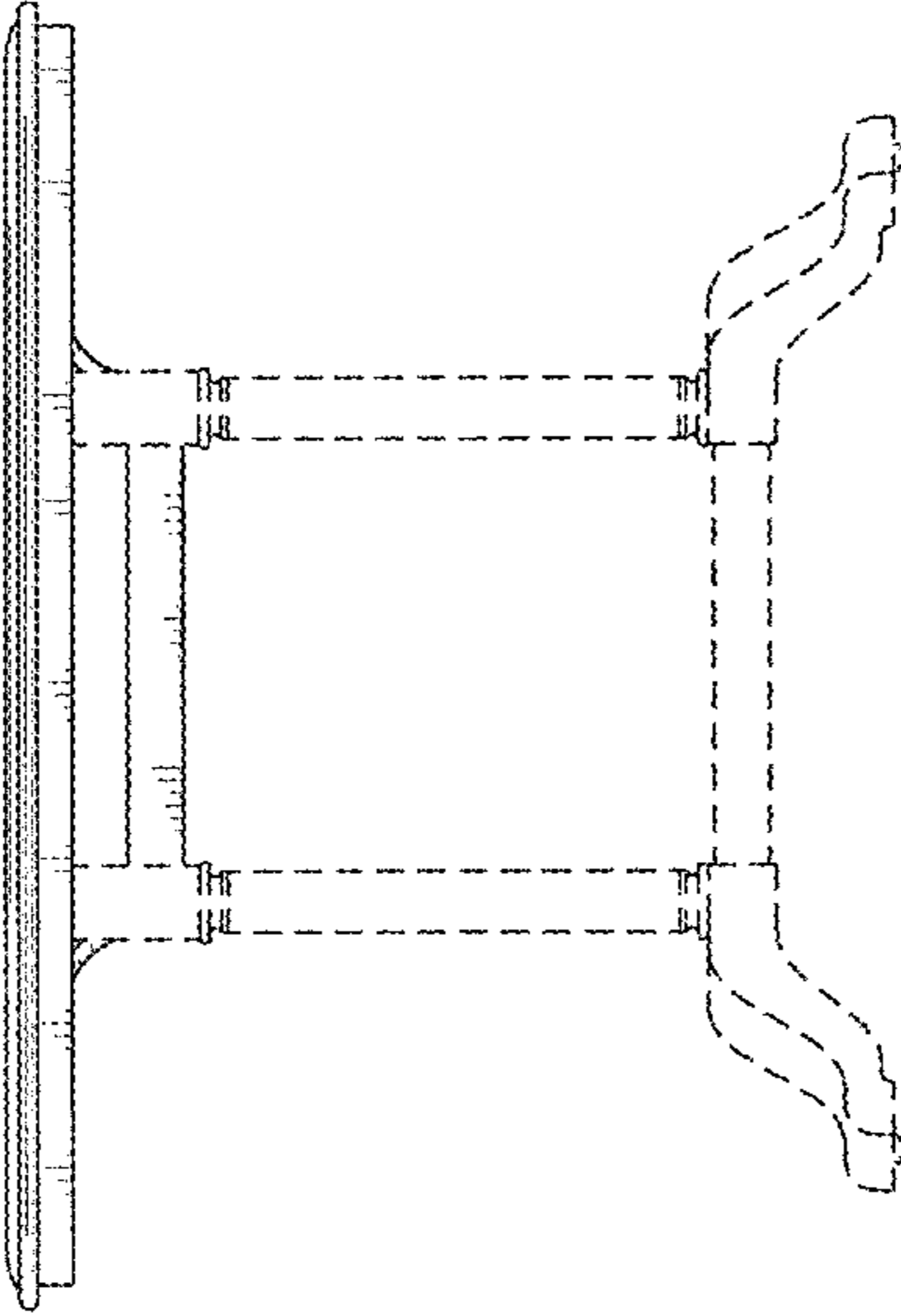


FIG. 4