



US00D788503S

(12) **United States Design Patent**
Duvigneau

(10) **Patent No.:** **US D788,503 S**

(45) **Date of Patent:** **** *Jun. 6, 2017**

(54) **TABLE**

(71) Applicant: **CURVER Luxembourg Sarl,**
Neidercorn (LU)

(72) Inventor: **Nikolai Duvigneau, Zichron Yaacov**
(IL)

(73) Assignee: **CURVER LUXEMBOURG SARL,**
Neidercorn (LU)

(*) Notice: This patent is subject to a terminal disclaimer.

(**) Term: **14 Years**

(21) Appl. No.: **29/494,601**

(22) Filed: **Jun. 23, 2014**

(30) **Foreign Application Priority Data**

Dec. 23, 2013 (IL) 54935

(51) **LOC (10) Cl.** **06-03**

(52) **U.S. Cl.**
USPC **D6/691.6**

(58) **Field of Classification Search**

USPC D6/656, 685, 691, 691.6, 692.4, 708.16

CPC A47B 13/00; A47B 13/02; A47B 13/06;
A47B 13/021; A47B 2200/0011; A47B
2200/0016; A47B 7/00

See application file for complete search history.

(56) **References Cited**

U.S. PATENT DOCUMENTS

D164,075 S *	7/1951	Wallance	D6/691
D463,164 S *	9/2002	Davis	D6/691
D477,475 S *	7/2003	Moore	D6/692.4
D604,958 S *	12/2009	Symons	D6/656
D732,852 S *	6/2015	Park	D6/656

* cited by examiner

Primary Examiner — Mary Ann Calabrese

(74) *Attorney, Agent, or Firm* — Vorys, Sater, Seymour and Pease LLP

(57) **CLAIM**

The ornamental design for a table, as shown and described.

DESCRIPTION

FIG. 1 is a top perspective view of a new design for a table; FIG. 2 is a bottom perspective view of the new design for a table;

FIG. 3 is a side elevational view of the new design for a table, and all other sides being identical;

FIG. 4 is a top planar view of the new design for a table; and, FIG. 5 is a bottom planar view of the new design for a table.

1 Claim, 5 Drawing Sheets






FIG.1



FIG.2



FIG.3




FIG.4




FIG.5