



US00D788470S

(12) **United States Design Patent** (10) **Patent No.:** **US D788,470 S**  
**Clough et al.** (45) **Date of Patent:** **\*\* Jun. 6, 2017**

(54) **TOOTHBRUSH**

(71) Applicants: **GlaxoSmithKline Consumer Healthcare (UK) IP Limited**, Brentford, Middlesex (GB); **GlaxoSmithKline Asia Pvt Limited**, Nabha, Punjab (IN)

(72) Inventors: **Richard Brian Clough**, Warwick (GB); **Peter Kay**, Warwick (GB); **Amit Sabherwal**, Haryana (IN)

(73) Assignees: **GlaxoSmithKline Consumer Healthcare UK IP Ltd**, Brentford, Middlesex (GB); **GlaxoSmithKline Asia Private Limited**, Nabha, Punjab (IN)

(\*\*) Term: **15 Years**

(21) Appl. No.: **29/544,973**

(22) Filed: **Nov. 9, 2015**

(30) **Foreign Application Priority Data**

May 19, 2015 (GB) ..... 4041677

(51) **LOC (10) Cl.** ..... **04-02**

(52) **U.S. Cl.**  
USPC ..... **D4/104**

(58) **Field of Classification Search**  
USPC ..... D4/101, 105, 106, 107, 108, 109, 110, D4/111, 112, 132, 134, 138; 15/110, 15/143.1, 167.1, 167.2, 188, 207.2; 132/308, 309, 311  
CPC .. A46B 5/02; A46B 5/026; A46B 3/00; A46B 3/005; A46B 3/04; A46B 9/005; A46B 9/06; A46B 9/028; A46B 9/04; A46B 9/045; A46B 15/0075; A46B 15/0081; A46B 2200/10; A46B 2200/1026; A46B 2200/1073; A46B 2200/1086

See application file for complete search history.

(56) **References Cited**

U.S. PATENT DOCUMENTS

D407,224 S \* 3/1999 Wilson ..... D4/108  
D426,708 S \* 6/2000 Francis ..... D4/108  
D664,358 S \* 7/2012 Behar ..... D4/104

(Continued)

FOREIGN PATENT DOCUMENTS

CN 301008677 \* 9/2009  
CN 301396557 \* 12/2010

(Continued)

OTHER PUBLICATIONS

Video of Sensodyne Expert Toothbrush by GlaxoSmithKline [online]. Posted to YouTube on Oct. 1, 2015; retrieved from the Internet on Nov. 21, 2016. URL: <<https://www.youtube.com/watch?v=9VuN9qzpk8&feature=youtu.be&t=3>>. (2 pages).\*

*Primary Examiner* — Karen E Eldridge Powers

(74) *Attorney, Agent, or Firm* — Nora L. Stein

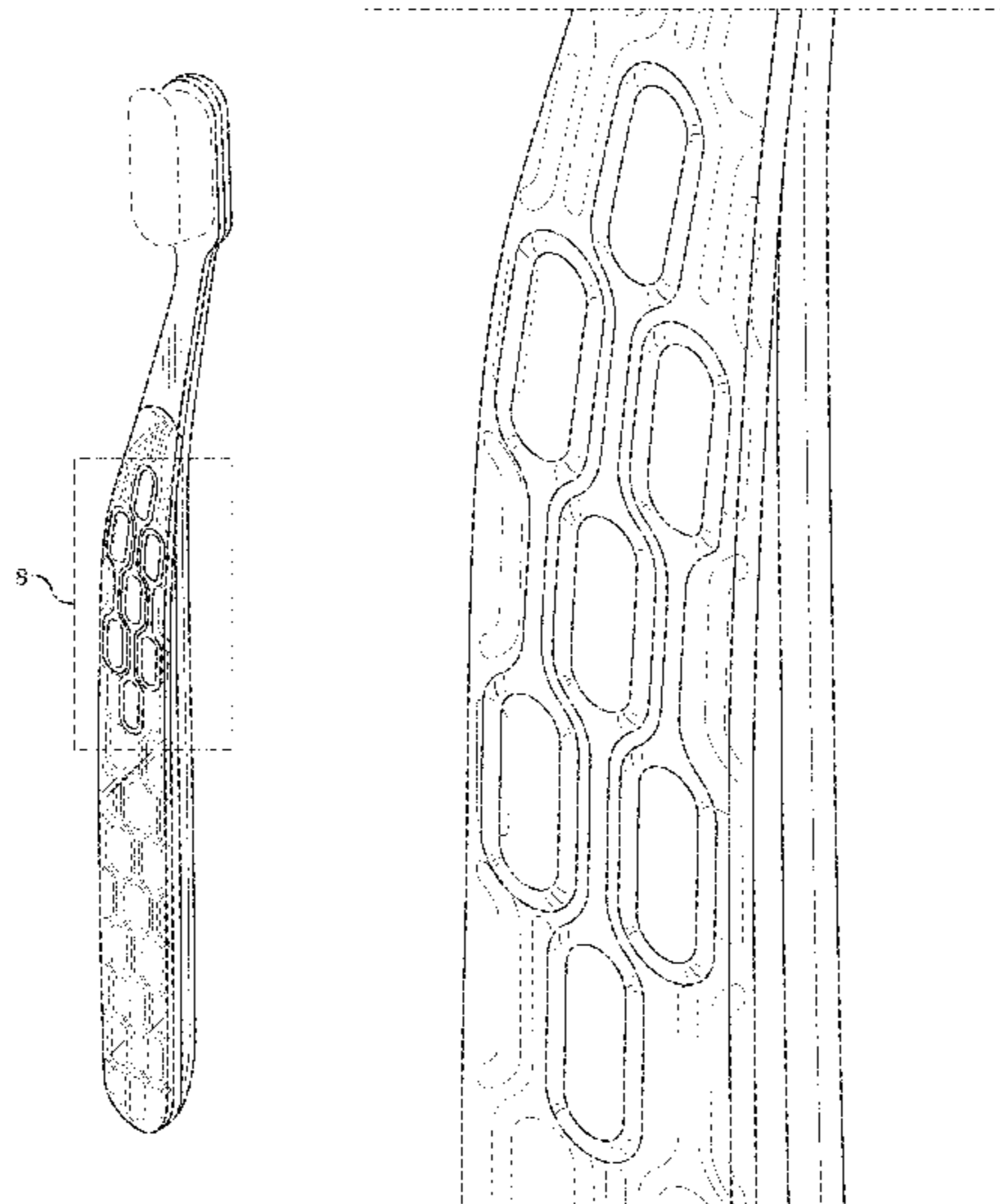
(57) **CLAIM**

We claim the ornamental design for a toothbrush, as shown and described.

**DESCRIPTION**

FIG. 1 is a perspective view of the toothbrush;  
FIG. 2 is a front elevation view of the toothbrush;  
FIG. 3 is a back elevation view of the toothbrush;  
FIG. 4 is a left side elevation view of the toothbrush;  
FIG. 5 is a right side elevation view of the toothbrush;  
FIG. 6 is a top plan view of the toothbrush;  
FIG. 7 is a bottom plan view of the toothbrush; and,  
FIG. 8 is an enlargement of area 8 shown in FIG. 1.  
The broken lines shown in the drawings illustrate features of the article to which the design is applied or in which the design is embodied that form no part of the claim.

**1 Claim, 3 Drawing Sheets**



(56)

**References Cited**

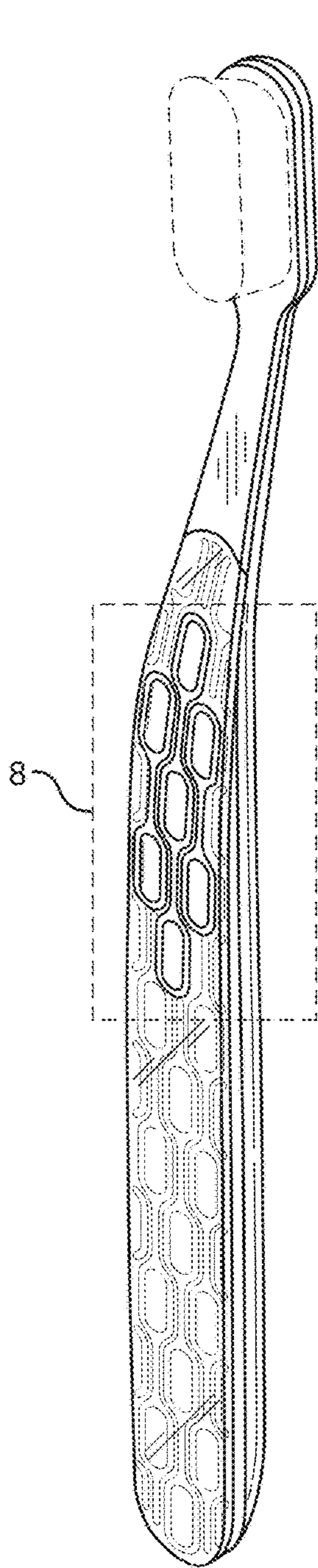
U.S. PATENT DOCUMENTS

D676,697 S \* 2/2013 Chopdat ..... D6/542  
8,382,208 B2 \* 2/2013 Baertschi ..... A46B 5/0025  
15/143.1  
D696,043 S \* 12/2013 Chopdat ..... D6/542  
D727,626 S \* 4/2015 Bontemp ..... D4/105  
D762,987 S \* 8/2016 Kim ..... D4/104

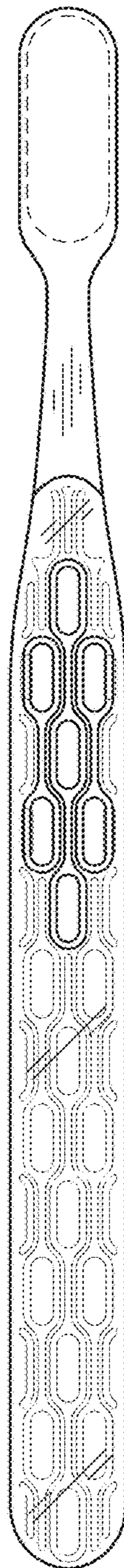
FOREIGN PATENT DOCUMENTS

CN 301628992 \* 8/2011  
EM 001442131-0001 \* 12/2015  
JP D1400238 \* 11/2010  
WO D066375-0002 \* 4/2005

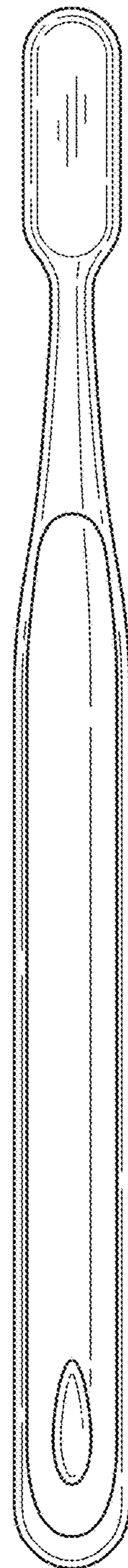
\* cited by examiner



**FIG. 1**




**FIG. 2**




**FIG. 3**

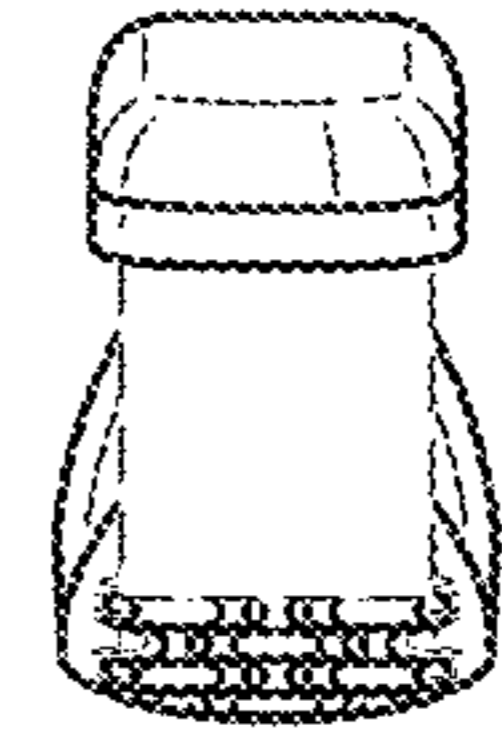




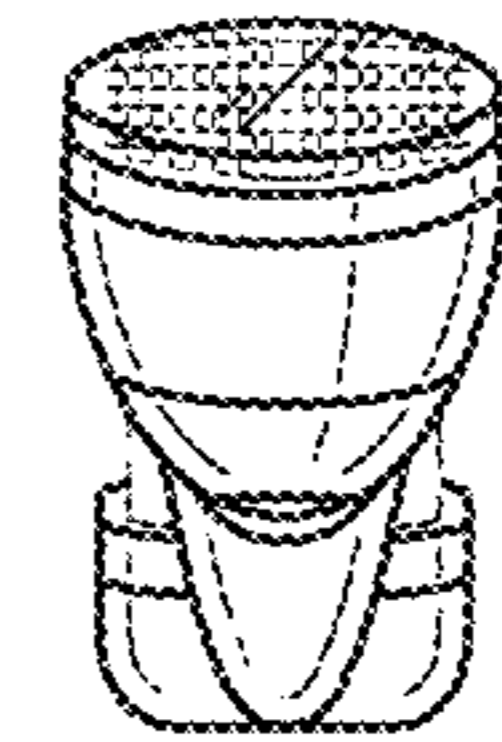
**FIG. 4**



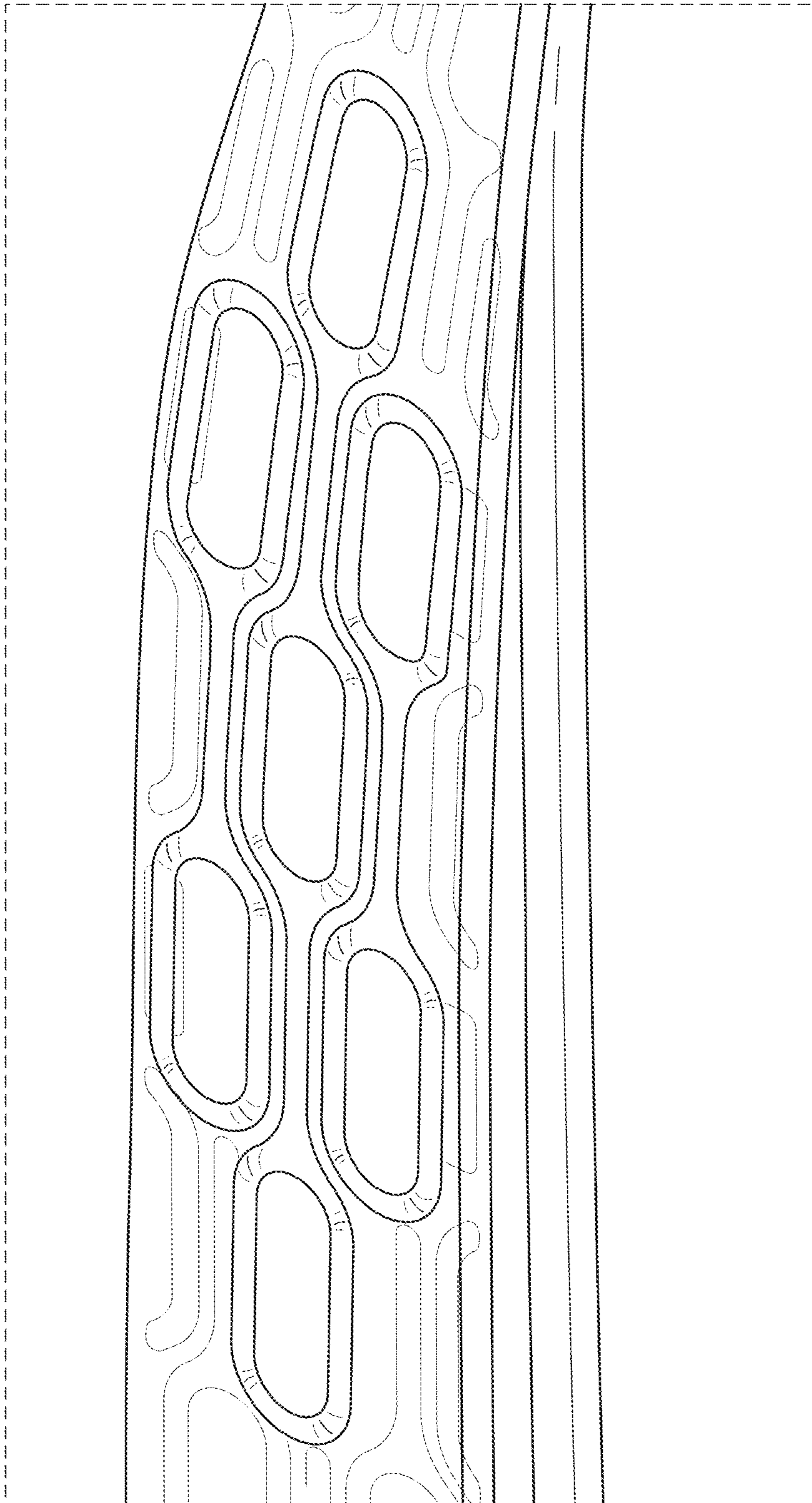
**FIG. 5**



**FIG. 6**



**FIG. 7**



**FIG. 8**