



US00D788452S

(12) **United States Design Patent** (10) **Patent No.:** **US D788,452 S**  
**DiLeo** (45) **Date of Patent:** **\*\* Jun. 6, 2017**

(54) **HOLSTER** 5,161,721 A \* 11/1992 Nichols ..... F41C 33/0209  
 224/193  
 (71) Applicant: **Michael C. DiLeo**, Brookhaven, NY D356,677 S \* 3/1995 Kalasountas ..... D3/222  
 (US) 5,988,467 A 11/1999 Brustein  
 6,264,079 B1 \* 7/2001 Skaggs ..... F41C 33/0236  
 224/193  
 (72) Inventor: **Michael C. DiLeo**, Brookhaven, NY 6,763,984 B2 \* 7/2004 Gallagher ..... A45F 5/02  
 (US) 224/193

(Continued)

(\*\*) Term: **15 Years**

FOREIGN PATENT DOCUMENTS

(21) Appl. No.: **29/588,228**

SL	200350102	5/2003
WO	2006015883	2/2006
WO	2016033309	3/2016

(22) Filed: **Dec. 19, 2016**

**Related U.S. Application Data**

(63) Continuation-in-part of application No. 15/366,911, filed on Dec. 1, 2016.

(51) **LOC (10) Cl.** ..... **03-01**

(52) **U.S. Cl.**  
USPC ..... **D3/222**

(58) **Field of Classification Search**  
 USPC ..... D3/222-223; 224/191-193, 197-198,  
 224/238, 243, 272, 667, 674  
 CPC ..... A45F 5/02; A45F 5/14; A45F 2200/0591;  
 A45F 2200/0575; F41C 33/0209; F41C  
 33/0263; F41C 33/0236; F41C 33/0227;  
 Y10S 224/911

See application file for complete search history.

(56) **References Cited**

U.S. PATENT DOCUMENTS

D207,006 S *	2/1967	Couper	.....	D3/222
3,420,420 A *	1/1969	Clark	.....	F41C 33/0209 224/243
3,749,293 A *	7/1973	Bianchi	.....	F41C 33/0227 224/193
4,029,242 A	6/1977	Stoesser		
4,750,655 A *	6/1988	Barry	.....	F41C 33/0227 224/243
4,966,321 A *	10/1990	Outlaw	.....	A45F 5/02 224/674

OTHER PUBLICATIONS

AlphaHolster; Thigh Gun Holster; www.amazon.com; Dec. 8, 2016.

(Continued)

*Primary Examiner* — Catheri Oliver-Garcia  
 (74) *Attorney, Agent, or Firm* — Gottlieb, Rackman &  
 Reisman, PC

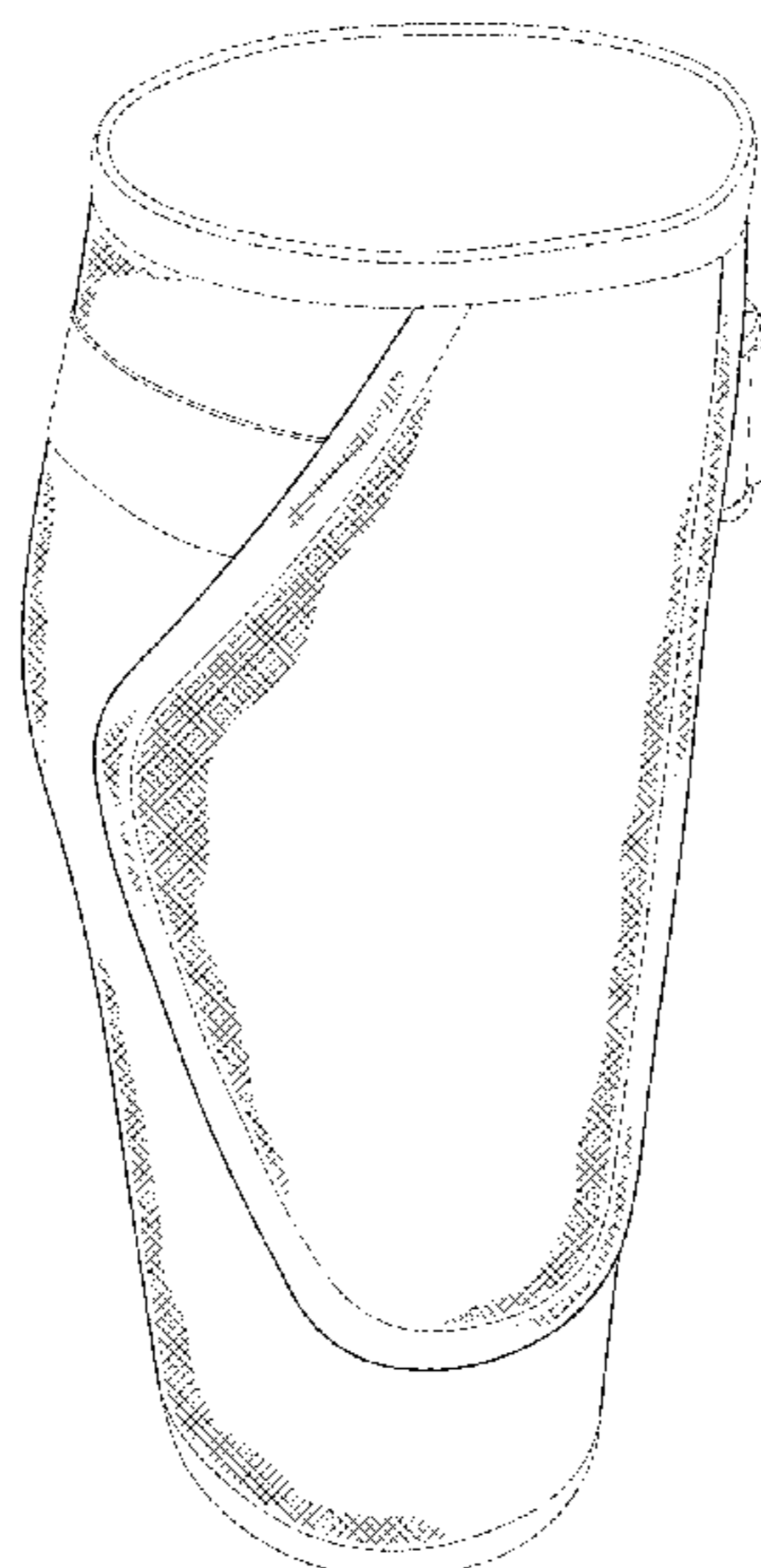
(57) **CLAIM**

The ornamental design for a holster, as shown and described.

**DESCRIPTION**

FIG. 1 is a front perspective view of a holster showing my new design;  
 FIG. 2 is a first side view thereof;  
 FIG. 3 is a second side view thereof;  
 FIG. 4 is a third side view thereof;  
 FIG. 5 is a fourth side view thereof;  
 FIG. 6 is a top view thereof; and,  
 FIG. 7 is a bottom view thereof.  
 The broken lines shown in the drawings are included for the purpose of illustrating portions of the article that form no part of the claimed design.

**1 Claim, 7 Drawing Sheets**



(56)

**References Cited**

U.S. PATENT DOCUMENTS

2010/0200627 A1 8/2010 Shen  
2014/0158734 A1 6/2014 Bickert et al.  
2015/0233670 A1 8/2015 Galoob

OTHER PUBLICATIONS

Robert Tilford; Thread reveals policies and procedures vary concerning concealed weapons permit holders entering Air Force bases in America; [www.groundreport.com](http://www.groundreport.com); Mar. 13, 2014.

Nianpu; Ankle Holster+Concealed Carry; [www.amazon.com](http://www.amazon.com); Dec. 8, 2016.

Garter Holster by CanCan Concealment; <https://www.gungoddess.com/garter-holster/>; Dec. 8, 2016.

Apache Ankle Rig for Keltec P3AT RH; [www.AllstatePolice.com](http://www.AllstatePolice.com); Dec. 8, 2016.

\* cited by examiner

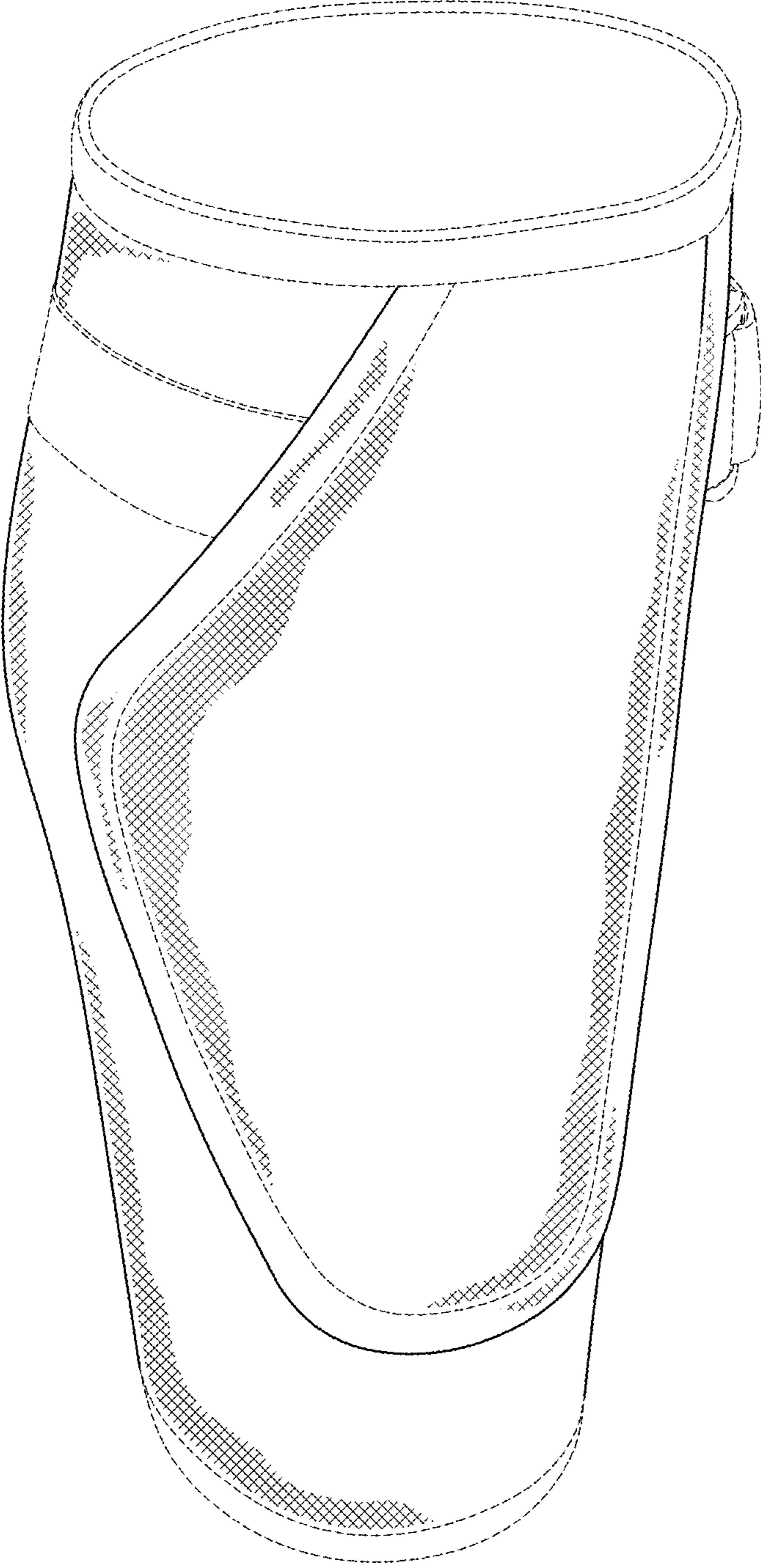


FIG. 1

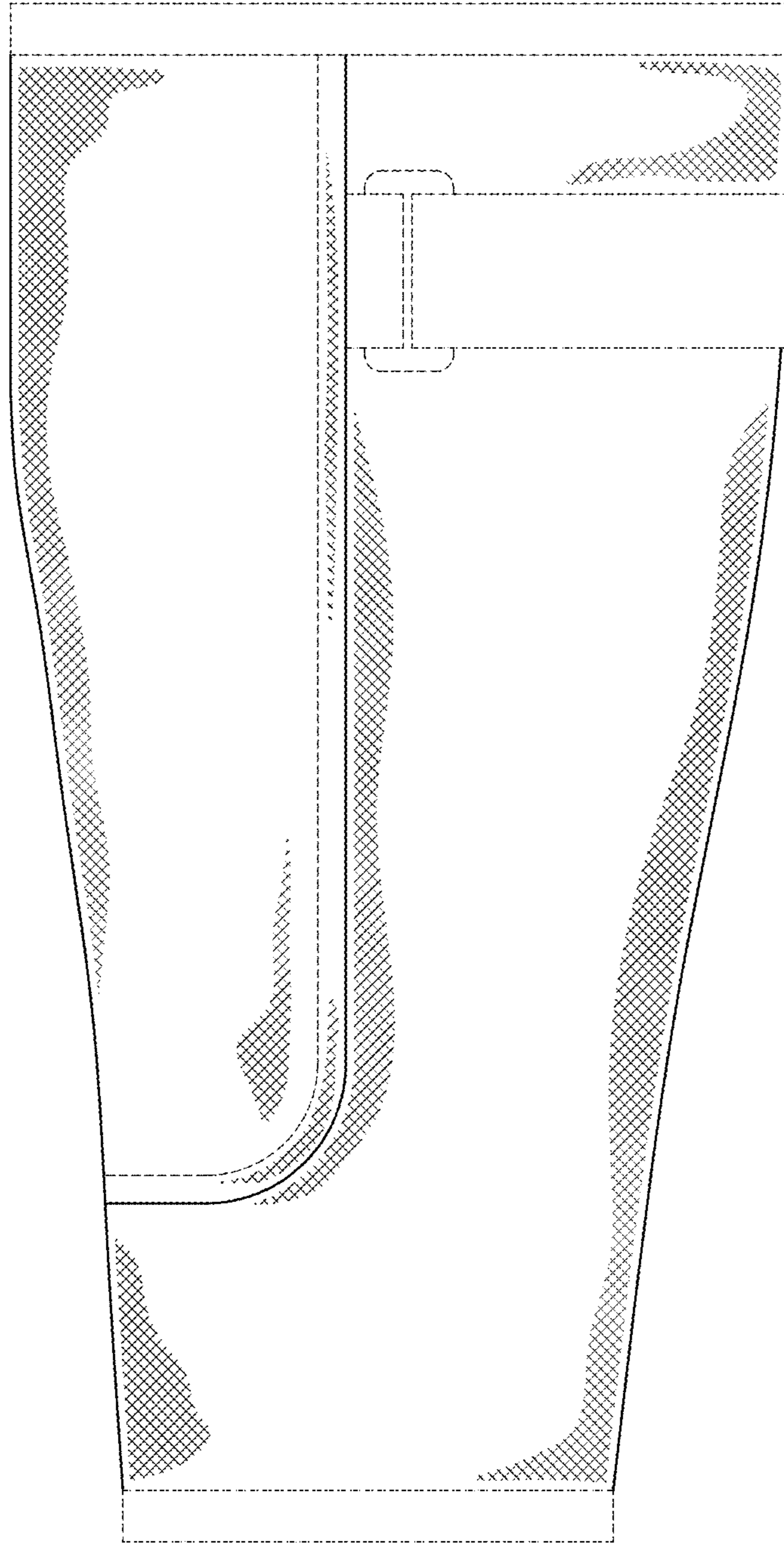


FIG. 2

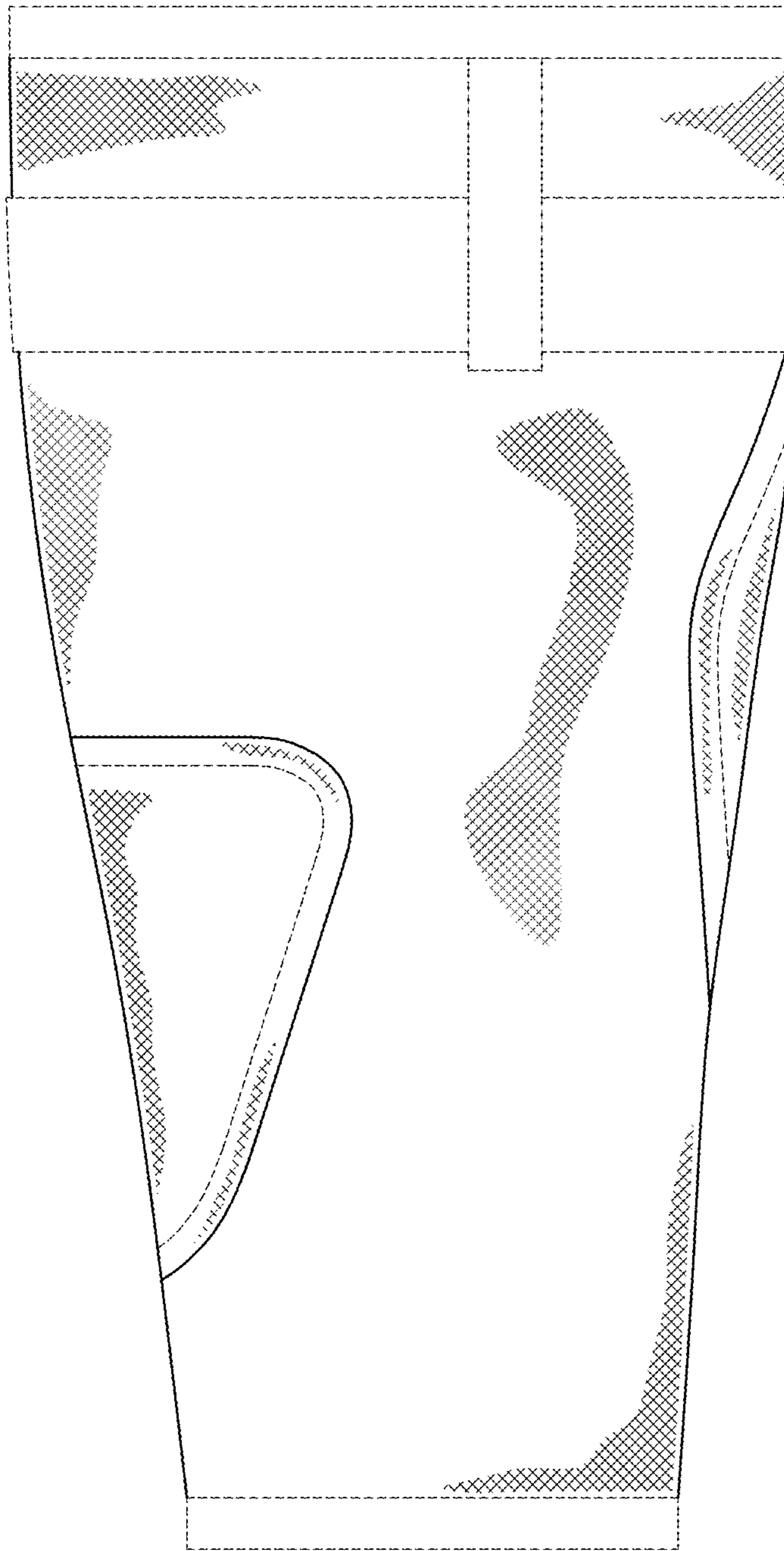


FIG. 3

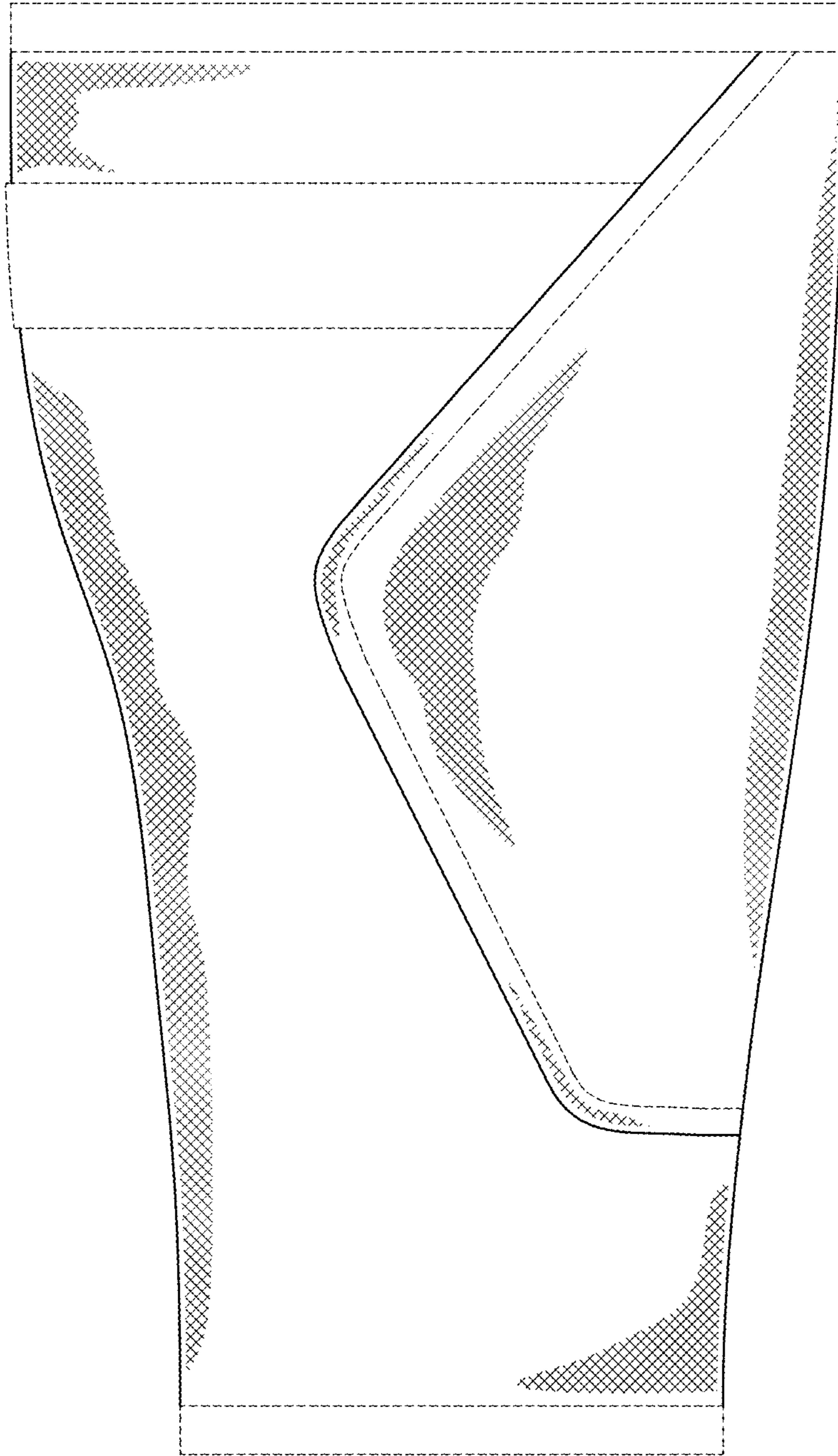


FIG. 4

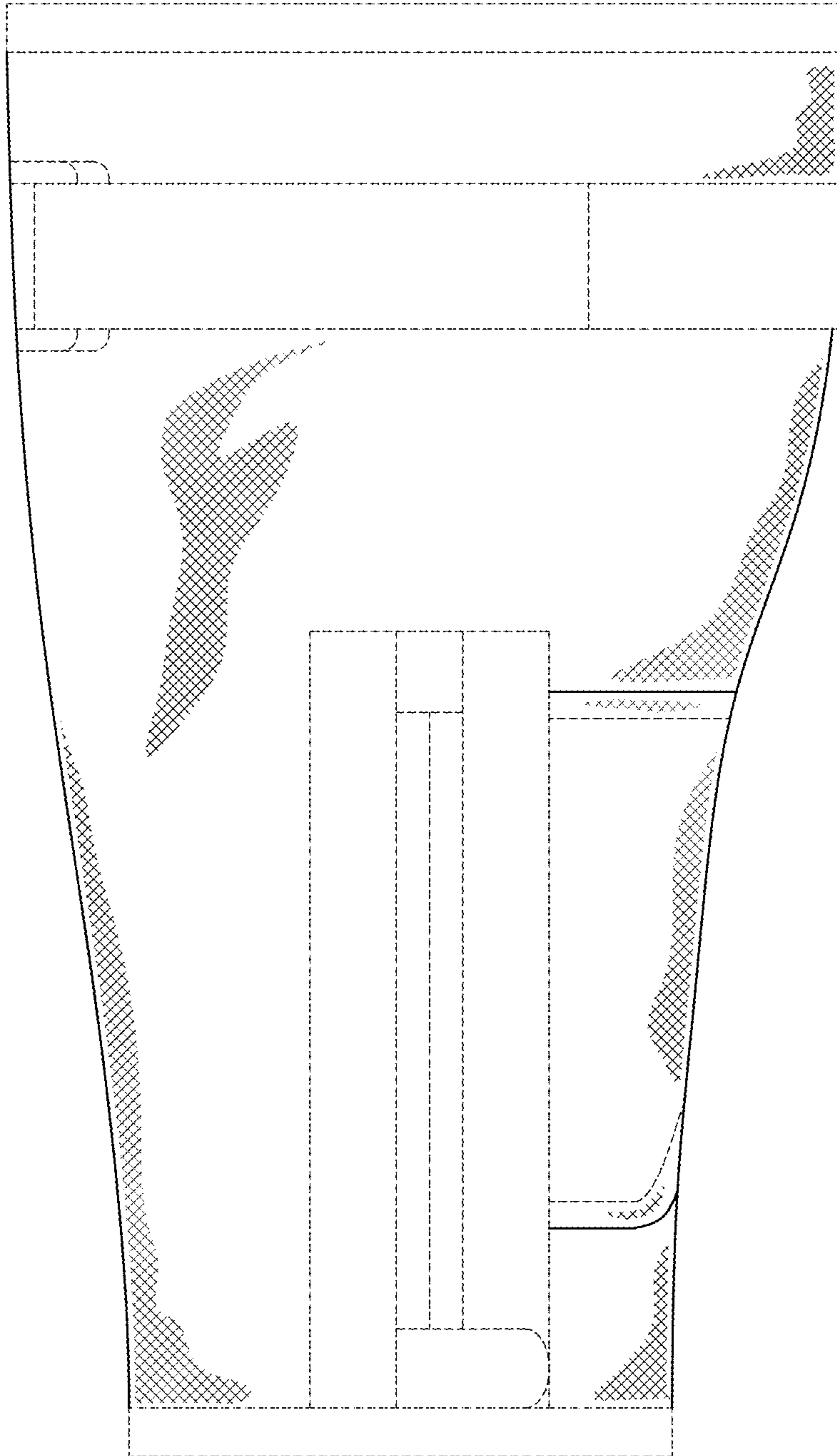


FIG. 5

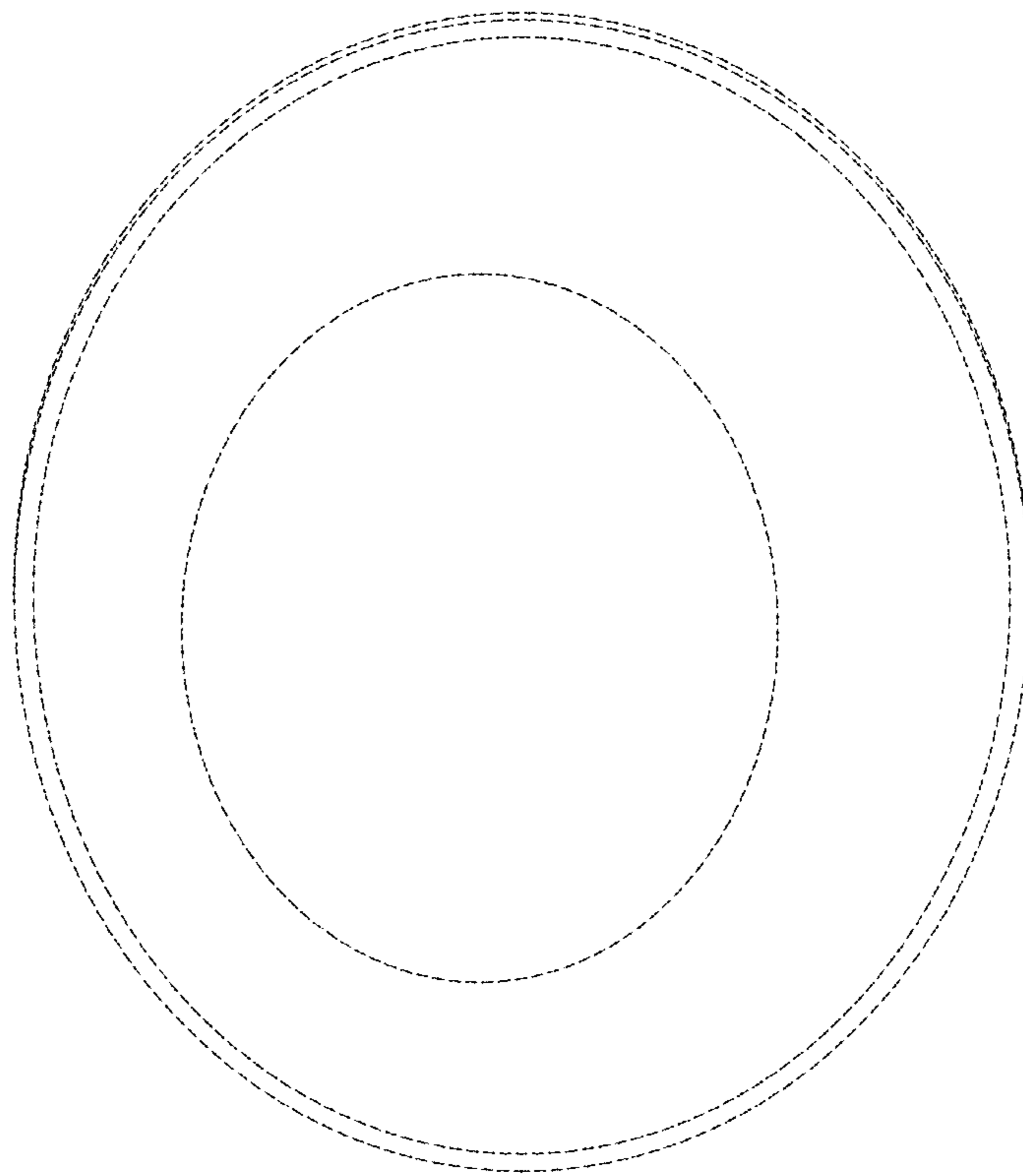


FIG. 6



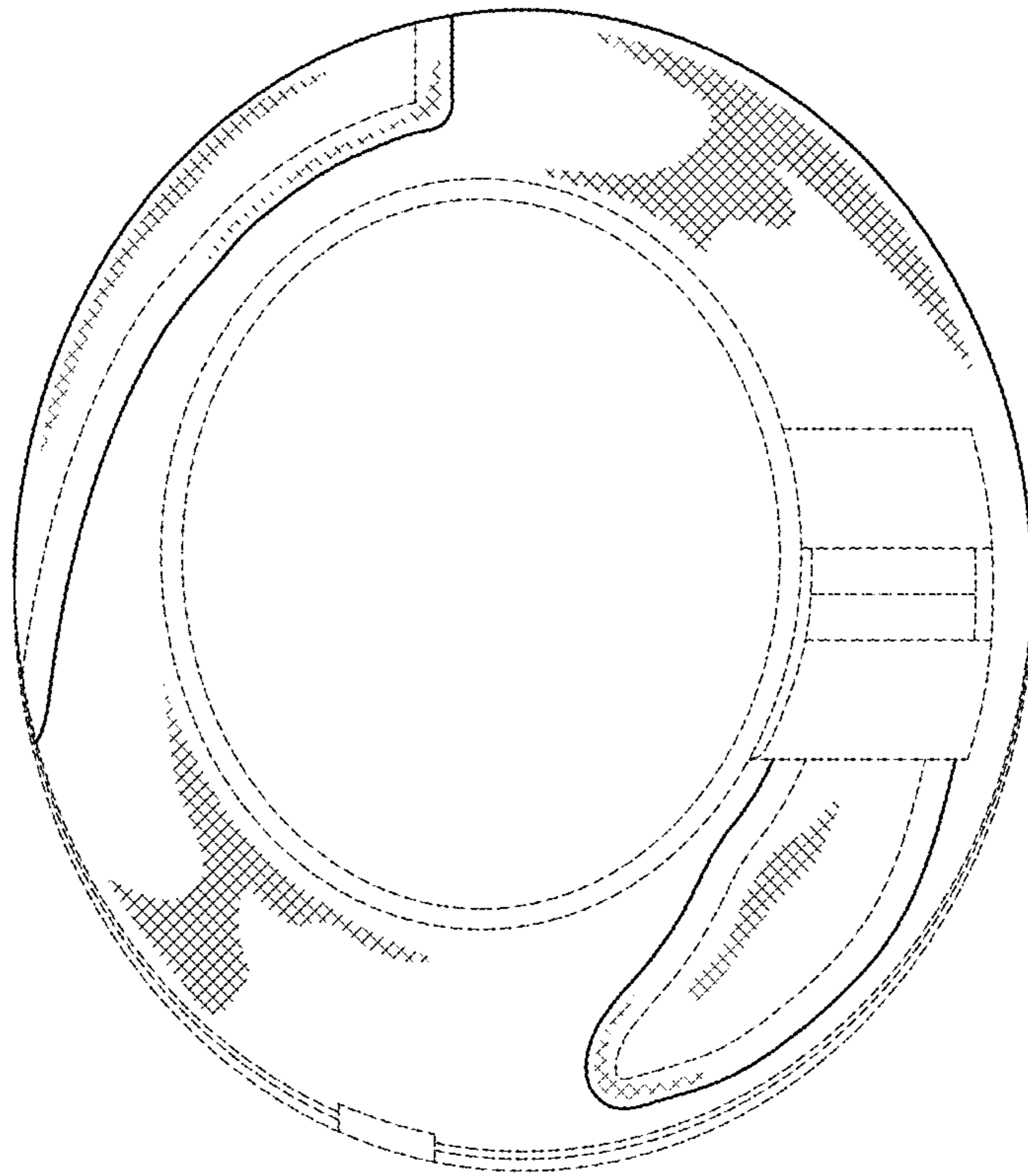


FIG. 7