



US00D788450S

(12) **United States Design Patent** (10) **Patent No.:** **US D788,450 S**
Ghoulmore (45) **Date of Patent:** **** Jun. 6, 2017**

(54) **SKULL BACKPACK**

(71) Applicant: **Ash Ghoulmore**, Los Angeles, CA (US)

(72) Inventor: **Ash Ghoulmore**, Los Angeles, CA (US)

(**) Term: **15 Years**

(21) Appl. No.: **29/536,046**

(22) Filed: **Aug. 12, 2015**

(51) **LOC (10) Cl.** **03-01**

(52) **U.S. Cl.**
USPC **D3/217**

(58) **Field of Classification Search**
USPC D3/201, 213–219, 221, 224, 225, 229, D3/230, 232, 243–246, 254, 318
CPC A45F 3/04; A45F 3/047; A45F 2003/045; A45F 3/00; A45F 4/02; A47D 13/086; A47D 1/00; A63H 3/005; A63H 3/02
See application file for complete search history.

(56) **References Cited**

U.S. PATENT DOCUMENTS

- 5,255,834 A * 10/1993 Bendersky A45C 13/08
206/457
- 6,510,974 B2 * 1/2003 Willingham A45C 7/0095
190/16
- D494,111 S * 8/2004 Peng D12/162
- 6,769,585 B2 * 8/2004 Santaniello A45F 3/04
190/109
- D515,937 S * 2/2006 Bowling D9/626
- D576,935 S * 9/2008 Kerr D12/194
- D610,549 S * 2/2010 Baker D13/154
- D624,457 S * 9/2010 McCullough D12/114
- D629,191 S * 12/2010 Ogalde D3/216

(Continued)

OTHER PUBLICATIONS

Skull Backpack Molded Black, viewed online Sep. 27, 2016. Available from Internet <URL: <https://store.vampirefreaks.com>>.*

Skull Collection Backpack, Wayback Machine capture Jan. 7, 2016, [online], [site visited Sep. 27, 2016]. Available from Internet <URL: <http://www.dollskill.com/kreepsville-666-skull-collection-backpack.html>>.*

(Continued)

Primary Examiner — George D Kirschbaum

Assistant Examiner — Jennifer Watkins

(74) *Attorney, Agent, or Firm* — Patent Law Agency, LLC; Peter Ganjian

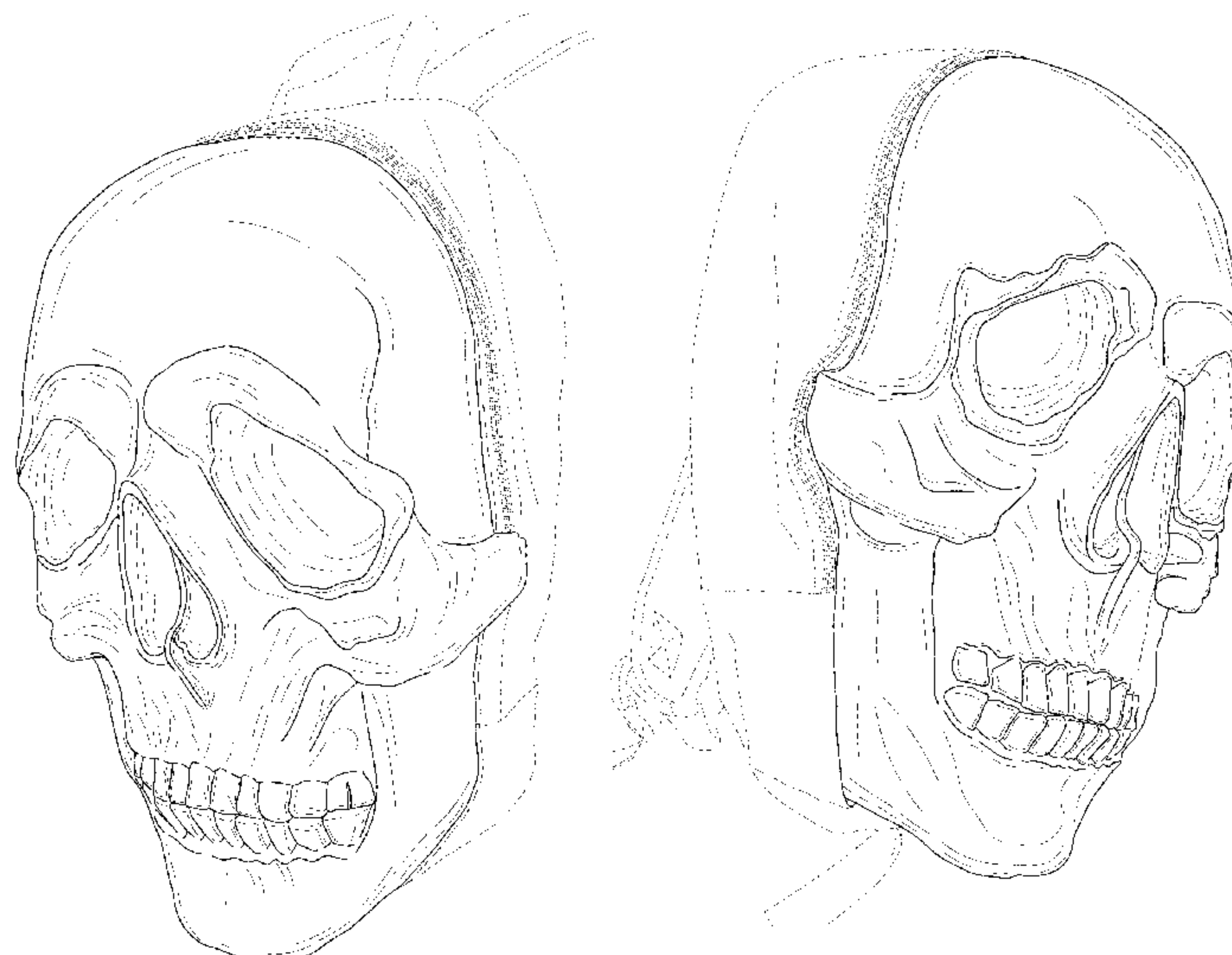
(57) **CLAIM**

The ornamental design for the skull backpack, as shown and described.

DESCRIPTION

FIG. 1 is a front-right perspective view of a skull backpack showing my design;
 FIG. 2 is front-left perspective view of the skull backpack shown in FIG. 1;
 FIG. 3 is a backside perspective view of the skull backpack shown in FIG. 1;
 FIG. 4 is a front-top perspective view of the skull backpack shown in FIG. 1;
 FIG. 5 is a back-top perspective view of the skull backpack shown in FIG. 1;
 FIG. 6 is an upper-left perspective view of the skull backpack shown in FIG. 1;
 FIG. 7 is a lower-left perspective view of skull backpack shown in FIG. 1;
 FIG. 8 is a front-left perspective view of the skull backpack shown in FIG. 1, with the skull backpack semi-open; and,
 FIG. 9 is a front-left perspective view of the skull backpack shown in FIG. 1, with the skull backpack fully open.
 The dash dot dash lines in the figures are for the purpose of illustrating the claim boundary and form no part of the claim. The evenly dashed broken lines showing a zipper and portions of a backpack are for the purposes of illustrating portions of the article that form no part of the claim.

1 Claim, 9 Drawing Sheets



(56)

References Cited

U.S. PATENT DOCUMENTS

D675,407 S * 2/2013 Klinge D2/898
D730,489 S * 5/2015 McCollum D23/233
2012/0205408 A1* 8/2012 Mohammad A45C 3/06
224/259

OTHER PUBLICATIONS

The Aitor Throup Skull Backpacks; Published Feb. 15, 2014 by
Doug; posted at: <http://skullappreciationsociety.com/blog/aitor-throup-skull-backpack/> available from internet: <http://skullappreciationsociety.com/blog/aitor-throup-skull-backpack/>.

* cited by examiner

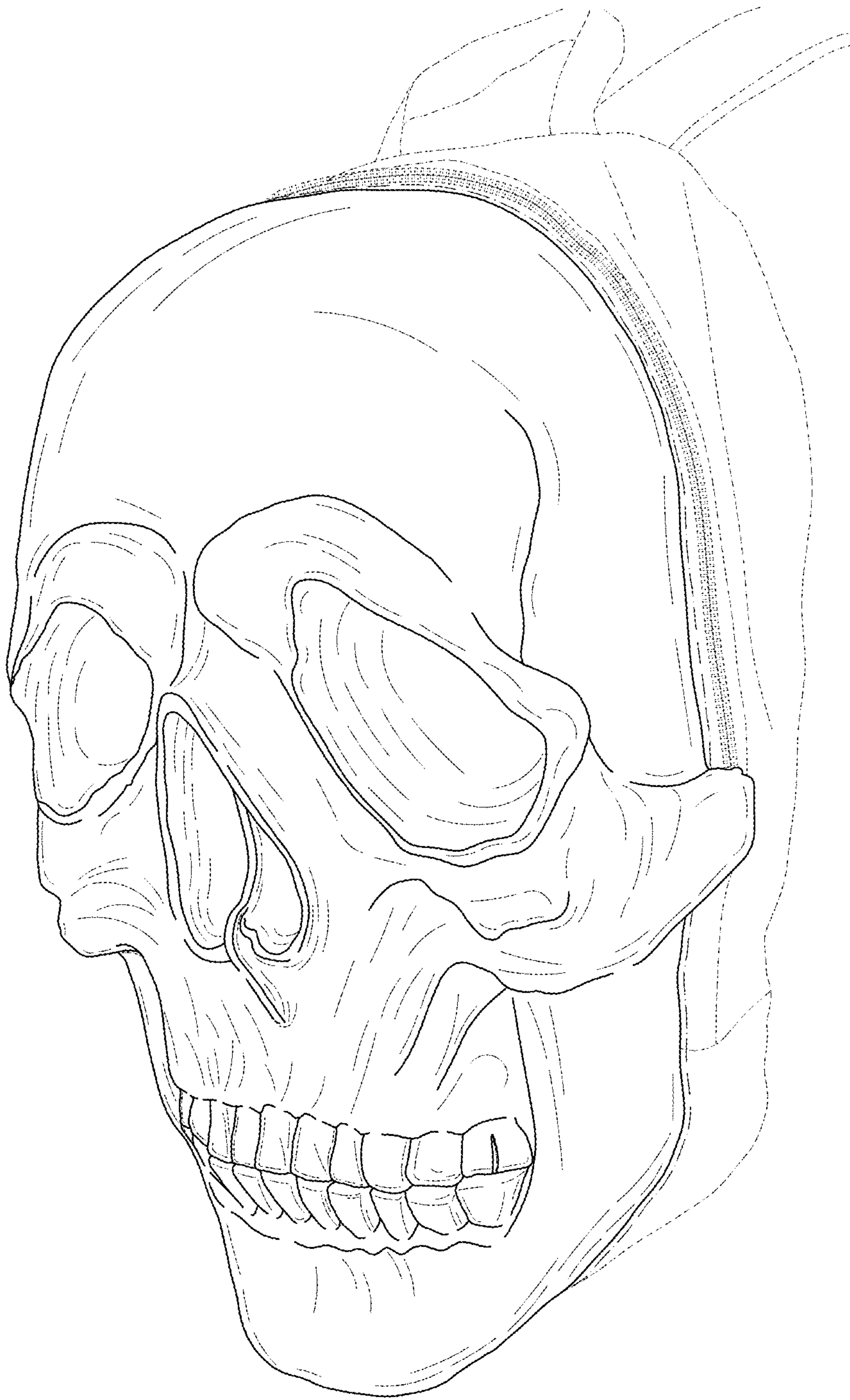


FIG. 1

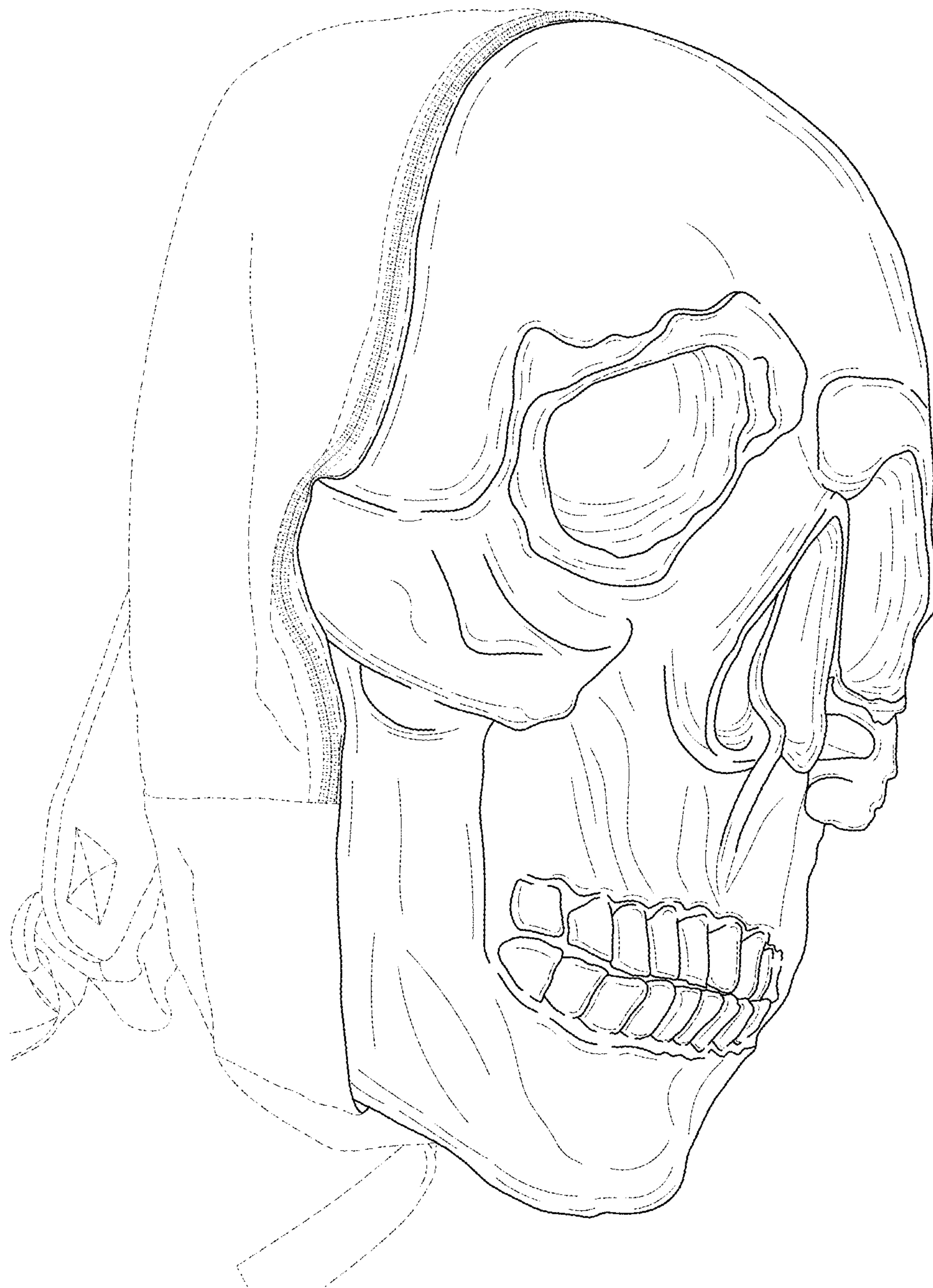


FIG. 2



FIG. 3




FIG. 4



FIG. 5

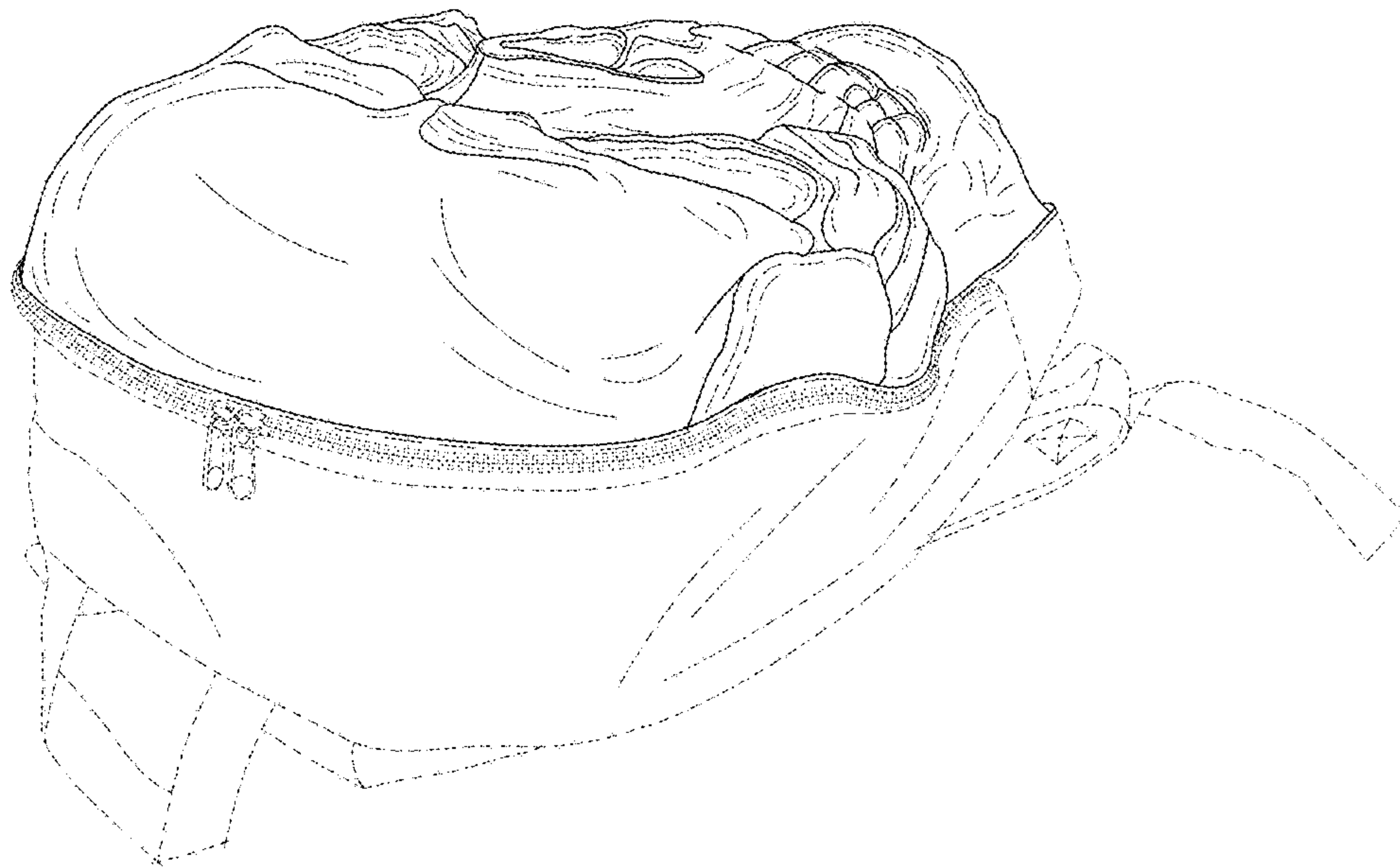


FIG. 6

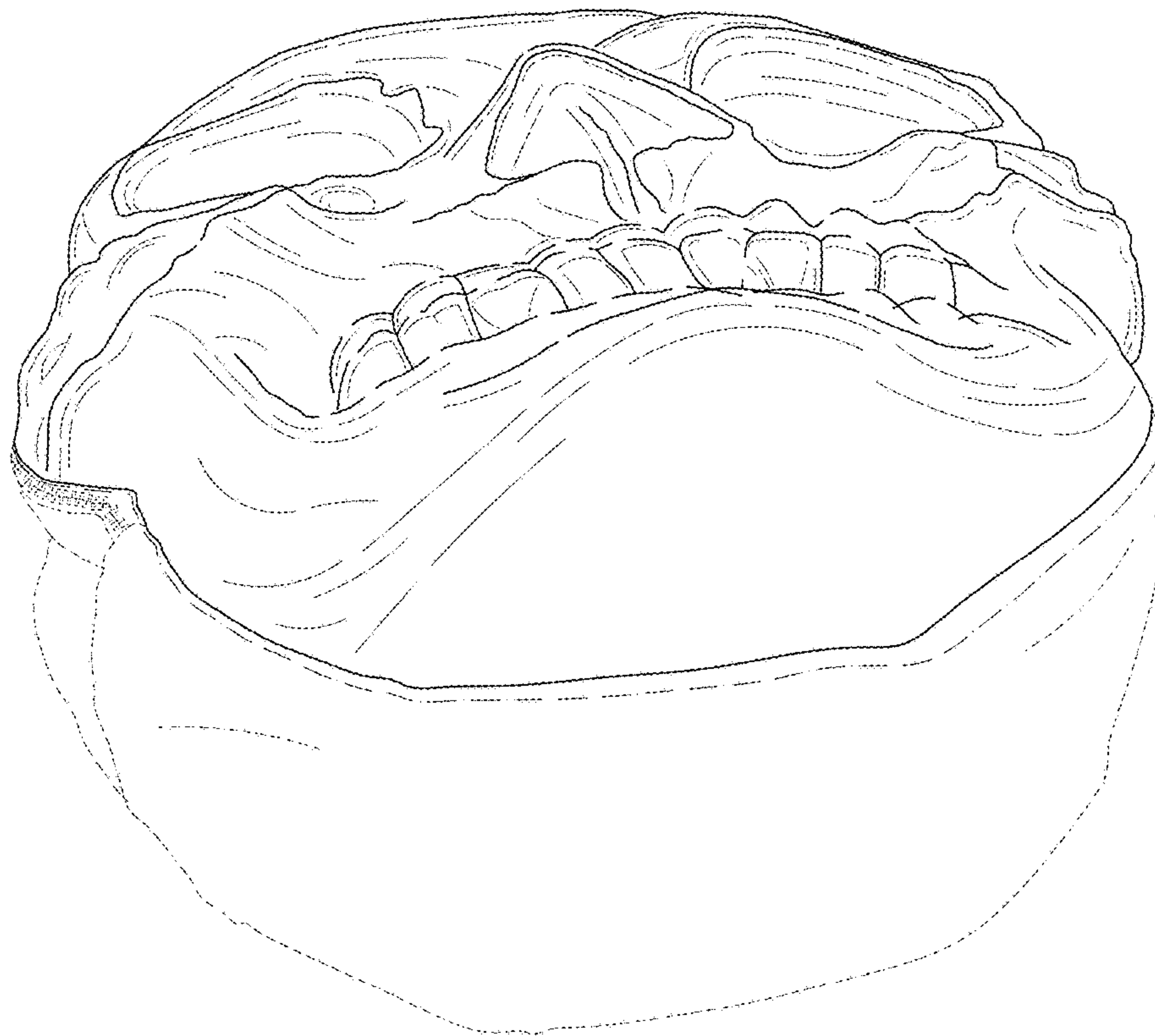


FIG. 7

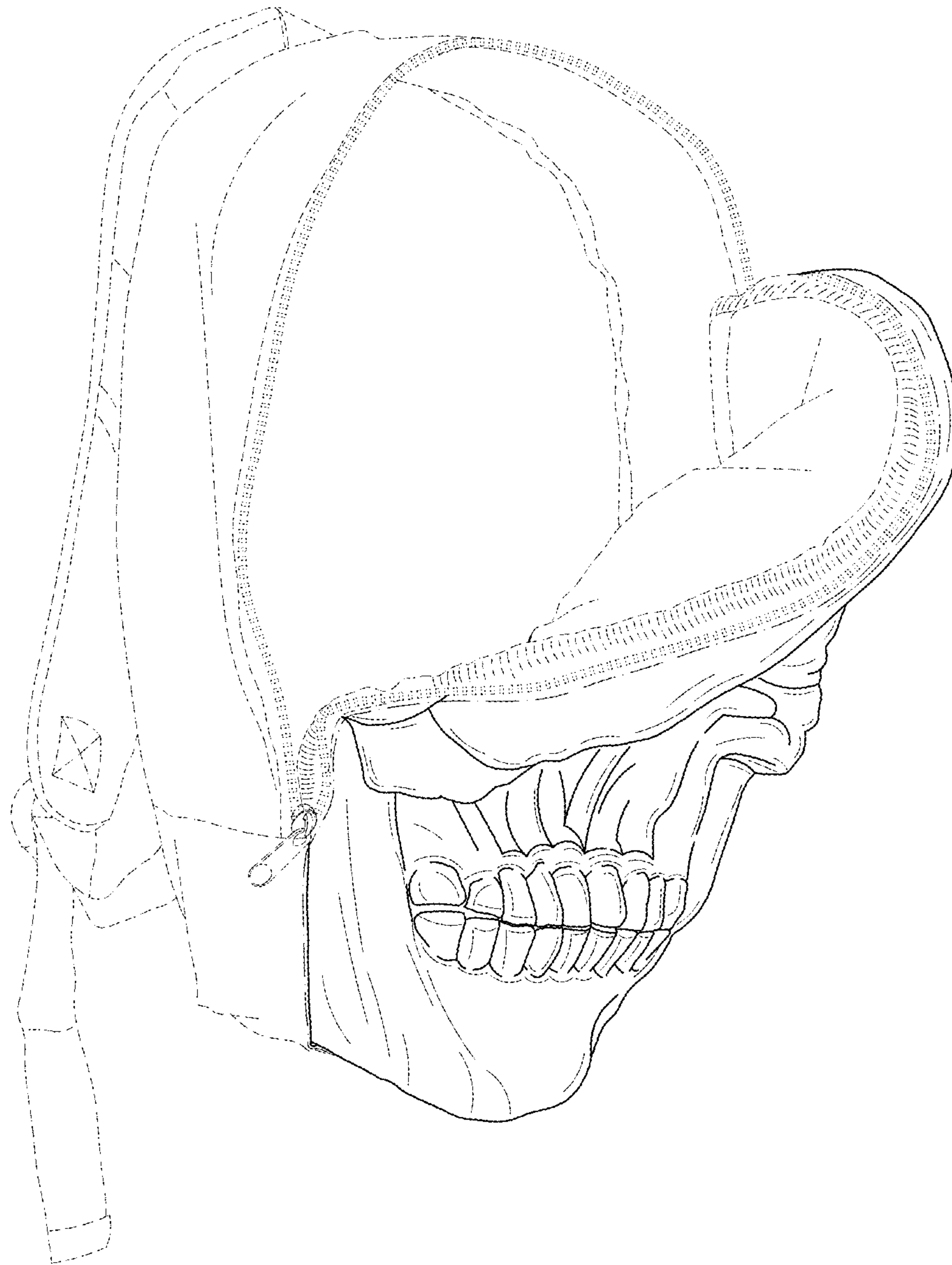


FIG. 8




FIG. 9