



US00D788449S

(12) **United States Design Patent**
Chrenka et al.

(10) **Patent No.:** **US D788,449 S**

(45) **Date of Patent:** **** Jun. 6, 2017**

(54) **CASE**

(71) Applicant: **O.PEN s.r.o.**, Trnčin (SK)

(72) Inventors: **Ferdinand Chrenka**, Píla (SK); **Boris Belan**, Zlaté Moravce (SK); **Milan Novosedliak**, Kláštor pod Znievom (SK)

(73) Assignee: **O.PEN s.r.o.**, Trenčin (SK)

(**) Term: **15 Years**

(21) Appl. No.: **29/566,052**

(22) Filed: **May 26, 2016**

(30) **Foreign Application Priority Data**

Nov. 26, 2015 (EM) 002877795-0002

(51) **LOC (10) Cl.** **03-01**

(52) **U.S. Cl.**
USPC **D3/212**

(58) **Field of Classification Search**

USPC D11/1-2, 14, 26-29, 89-92, 44, 48, 81,
D11/99; 63/26-28, 32; D3/207-212,
D3/218, 274; D8/16, 38, 347, 348;
70/456 B, 457, 458, 456 R; 206/37.1, 37;
D14/434, 435, 435.1, 436, 439, 480.3,
D14/480.1, 480.5, 480.7, 361, 363, 370,
D14/432; D24/174, 173, 480.3
CPC A45C 11/32; A47G 29/10; A44B 15/00
See application file for complete search history.

(56) **References Cited**

U.S. PATENT DOCUMENTS

D121,541 S * 7/1940 Lipic 206/232
D129,716 S * 9/1941 Trolen 206/232
3,968,669 A * 7/1976 Coleman A45C 11/32
24/299
D257,572 S * 12/1980 Wefler D3/208

D336,778 S * 6/1993 Miller D3/208
D390,000 S * 2/1998 Savas D3/208
D409,830 S * 5/1999 Stafford D3/208
D433,562 S * 11/2000 Redlinger D3/208
D434,560 S * 12/2000 Chao D3/265
D446,006 S * 8/2001 Martin D3/208
D446,388 S * 8/2001 Rivera D3/208
D602,247 S * 10/2009 Oas D3/208

(Continued)

Primary Examiner — Ralf Seifert

(74) *Attorney, Agent, or Firm* — Bryant J. Keller; Kirton McConkie, PC

(57) **CLAIM**

The ornamental design for a case, as shown and described.

DESCRIPTION

FIG. 1 is an exploded front, left side, perspective view showing a representative embodiment of our design, wherein the front, right side perspective view is a mirror image thereof;

FIG. 2 is an exploded back, left side, perspective view, wherein the back, right side perspective view is a mirror image thereof;

FIG. 3 is a partially exploded, front, left side perspective view, wherein the front, right side perspective view is a mirror image thereof;

FIG. 4 is a left side, perspective view thereof, wherein the right side perspective view is a mirror image thereof;

FIG. 5 is a front elevation view thereof;

FIG. 6 is a back elevation view thereof;

FIG. 7 is a right side elevation view thereof;

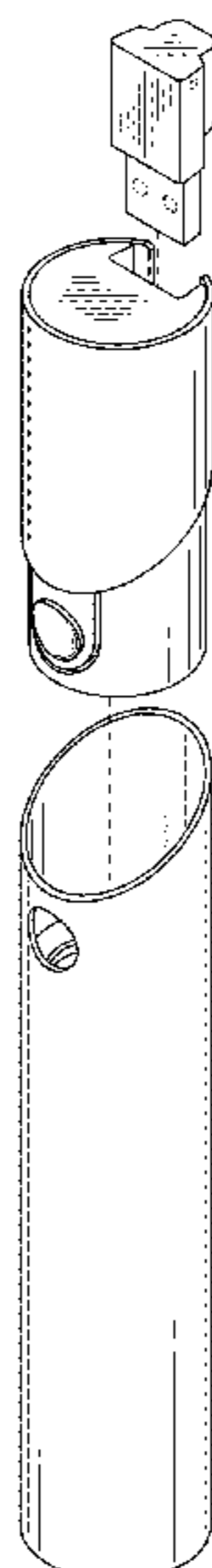
FIG. 8 is a left side elevation view thereof;

FIG. 9 is a top plan view thereof; and,

FIG. 10 is a bottom plan view thereof.

The broken line portions are included to show unclaimed subject matter only and form no part of the claimed design.

1 Claim, 4 Drawing Sheets



(56)

References Cited

U.S. PATENT DOCUMENTS

D672,136 S * 12/2012 Martin D3/212
D727,015 S * 4/2015 Arrindell D14/435.1
D757,433 S * 5/2016 Palsson D3/274
D778,915 S * 2/2017 Skelton D14/435.1
D780,183 S * 2/2017 Ferguson D14/435.1

* cited by examiner

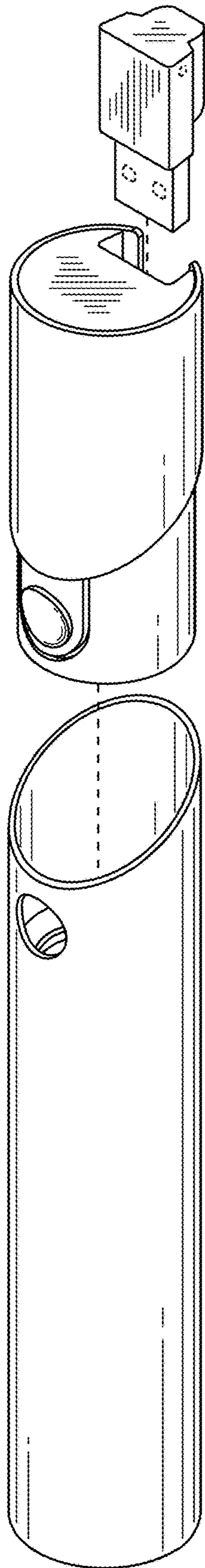


FIG. 1

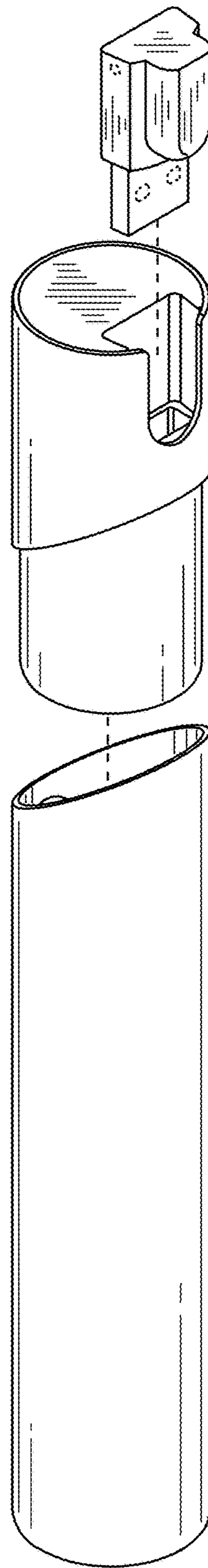

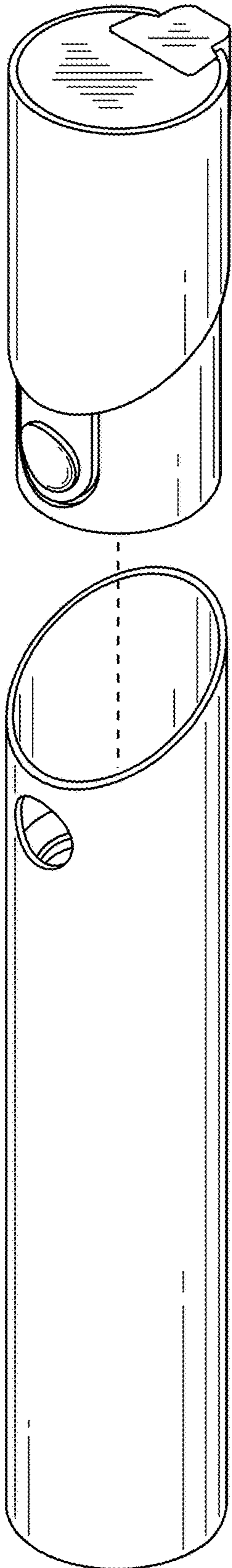


FIG. 2






FIG. 5




FIG. 6




FIG. 7

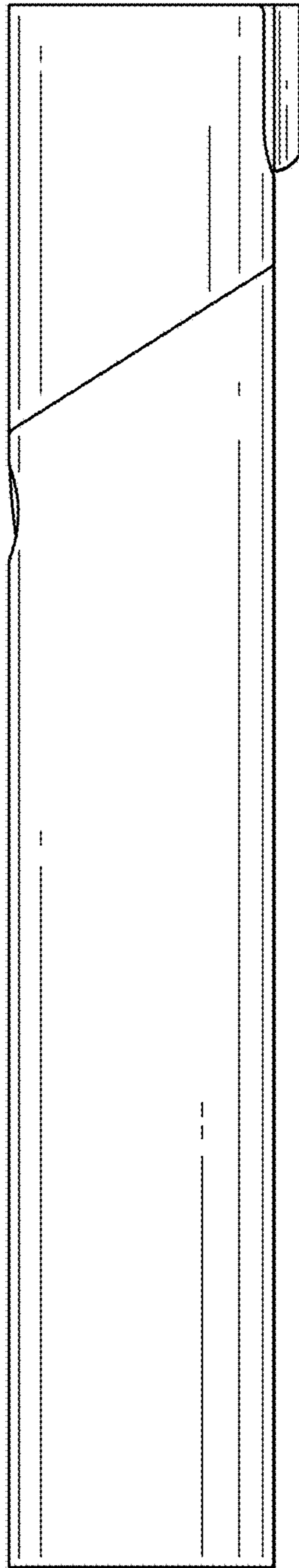


FIG. 8

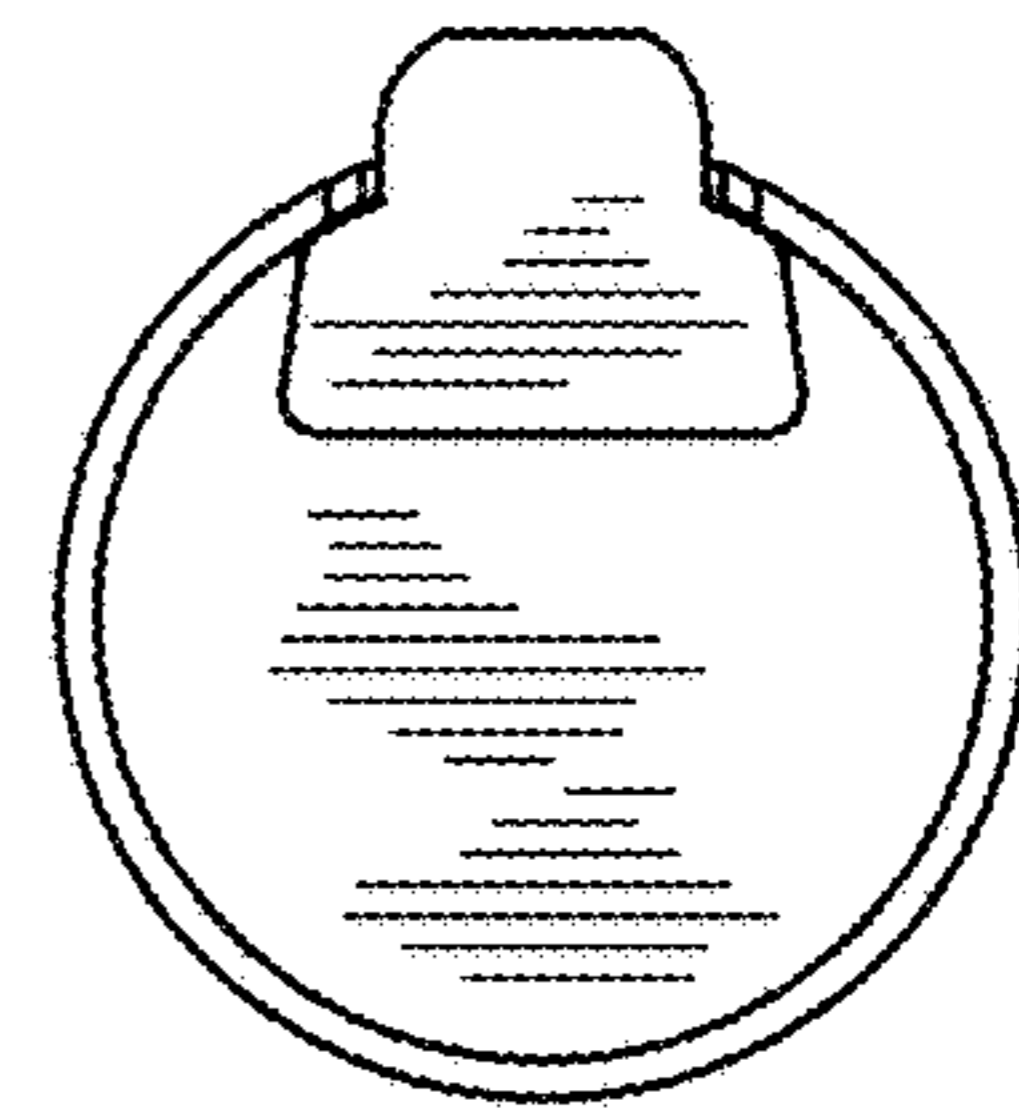


FIG. 9

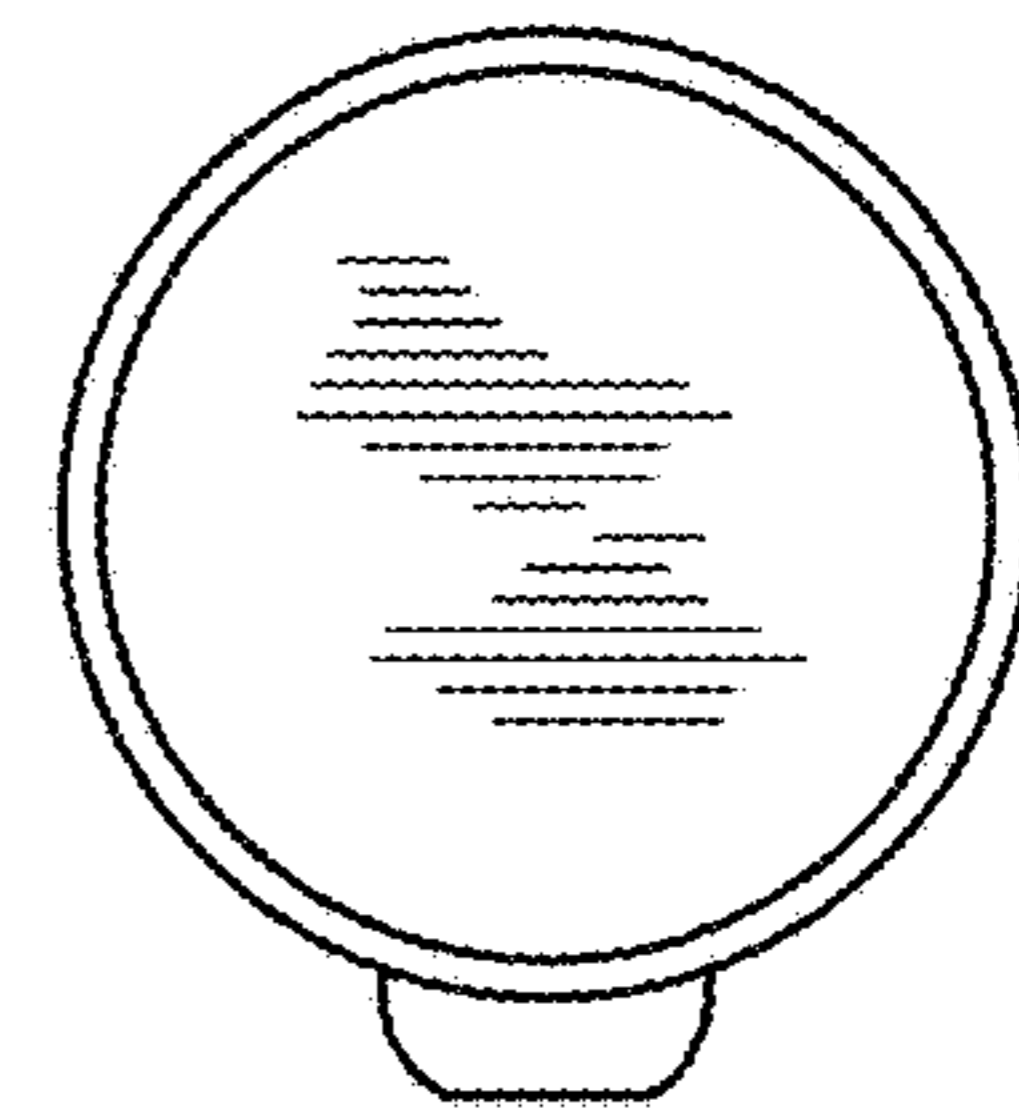


FIG. 10