



US00D788441S

(12) **United States Design Patent** (10) **Patent No.:** **US D788,441 S**
Taylor (45) **Date of Patent:** **** Jun. 6, 2017**

(54) **SHOE UPPER**
(71) Applicant: **NIKE, Inc.**, Beaverton, OR (US)
(72) Inventor: **Justin R. Taylor**, Portland, OR (US)
(73) Assignee: **NIKE, Inc.**, Beaverton, OR (US)
(**) Term: **15 Years**
(21) Appl. No.: **29/558,118**
(22) Filed: **Mar. 15, 2016**
(51) **LOC (10) Cl.** **02-04**
(52) **U.S. Cl.**
USPC **D2/972**
(58) **Field of Classification Search**
USPC D2/902, 906-907, 909-912, 943-946,
D2/957-960, 964, 969, 972-974,
D2/977-978; D5/47, 54, 63
CPC ... A43B 3/0047; A43B 3/0052; A43B 3/0057;
A43B 3/0063; A43B 3/0068; A43B
3/0073; A43B 1/04; A43B 1/06; A43B
5/00; A43B 5/02; A43B 5/06; A43B 5/10;
A43B 5/14; A43B 23/0245; A43B
13/125; A43B 13/186; A43C 3/00; A43C
7/06

See application file for complete search history.

(56) **References Cited**
U.S. PATENT DOCUMENTS

D296,952 S *	8/1988	Brown	D2/946
D297,585 S *	9/1988	Brown	D2/977
5,313,718 A *	5/1994	McMahon	A43B 13/26 36/114
D391,050 S *	2/1998	Morris	D2/970
D429,412 S *	8/2000	Tresser	D2/972
D440,752 S *	4/2001	Clegg	D2/972
D448,148 S *	9/2001	Matis	D2/902

D468,087 S *	1/2003	Estey	D2/972
D490,602 S *	6/2004	Dombrow	D2/972
D522,227 S *	6/2006	Young	D2/972
D523,221 S *	6/2006	Portzline	D2/972
D527,175 S *	8/2006	Lee	D2/972
D530,074 S *	10/2006	Caine	D2/972
D531,398 S *	11/2006	Petrie	D2/973
D537,616 S *	3/2007	Campbell	D2/972
D573,339 S	7/2008	Stauffer		
D676,229 S	2/2013	Fogg et al.		
D683,533 S *	6/2013	Williams, Jr.	D2/972
D689,279 S	9/2013	Henrichot		
D693,102 S *	11/2013	Hoffer	D2/969
D693,105 S *	11/2013	James	D2/972
D696,854 S *	1/2014	Miner	D2/972
D700,424 S *	3/2014	Miner	D2/972
D722,425 S *	2/2015	Cin	D2/947
D766,567 S *	9/2016	Shyllon	D2/972

* cited by examiner

Primary Examiner — Jeffrey D Asch
Assistant Examiner — Rebekah A Caruso
(74) *Attorney, Agent, or Firm* — Banner & Witcoff, Ltd.

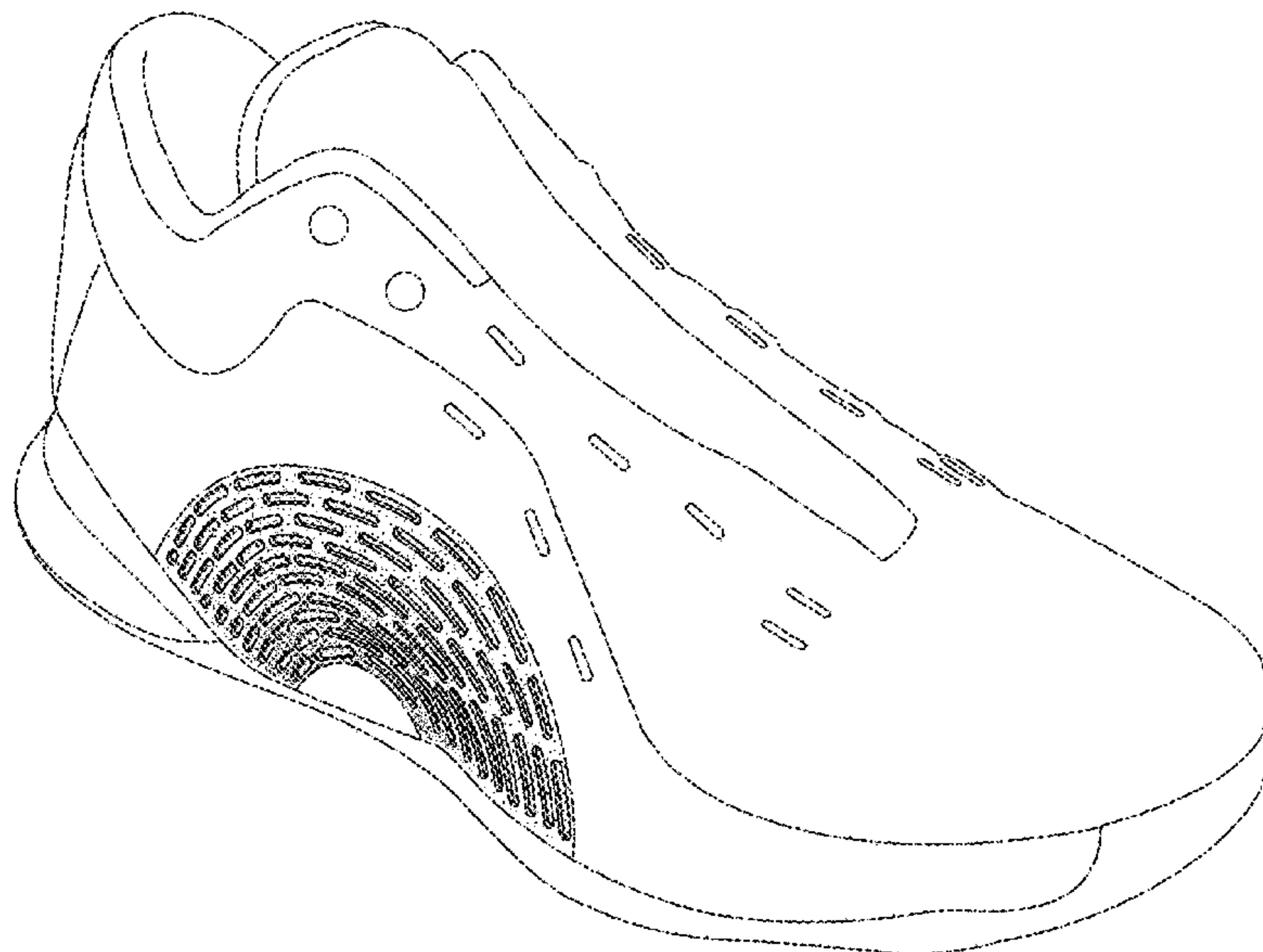
(57) **CLAIM**

The ornamental design for a shoe upper, as shown and described.

DESCRIPTION

FIG. 1 is a front perspective view of a shoe upper showing my new design;
FIG. 2 is a side view thereof; and,
FIG. 3 is a rear perspective view thereof.
The broken lines immediately adjacent to the shaded area define the bounds of the claimed design, and form no part thereof. The broken lines showing the remainder of the shoe are for environmental purposes only and form no part of the claimed design.

1 Claim, 3 Drawing Sheets



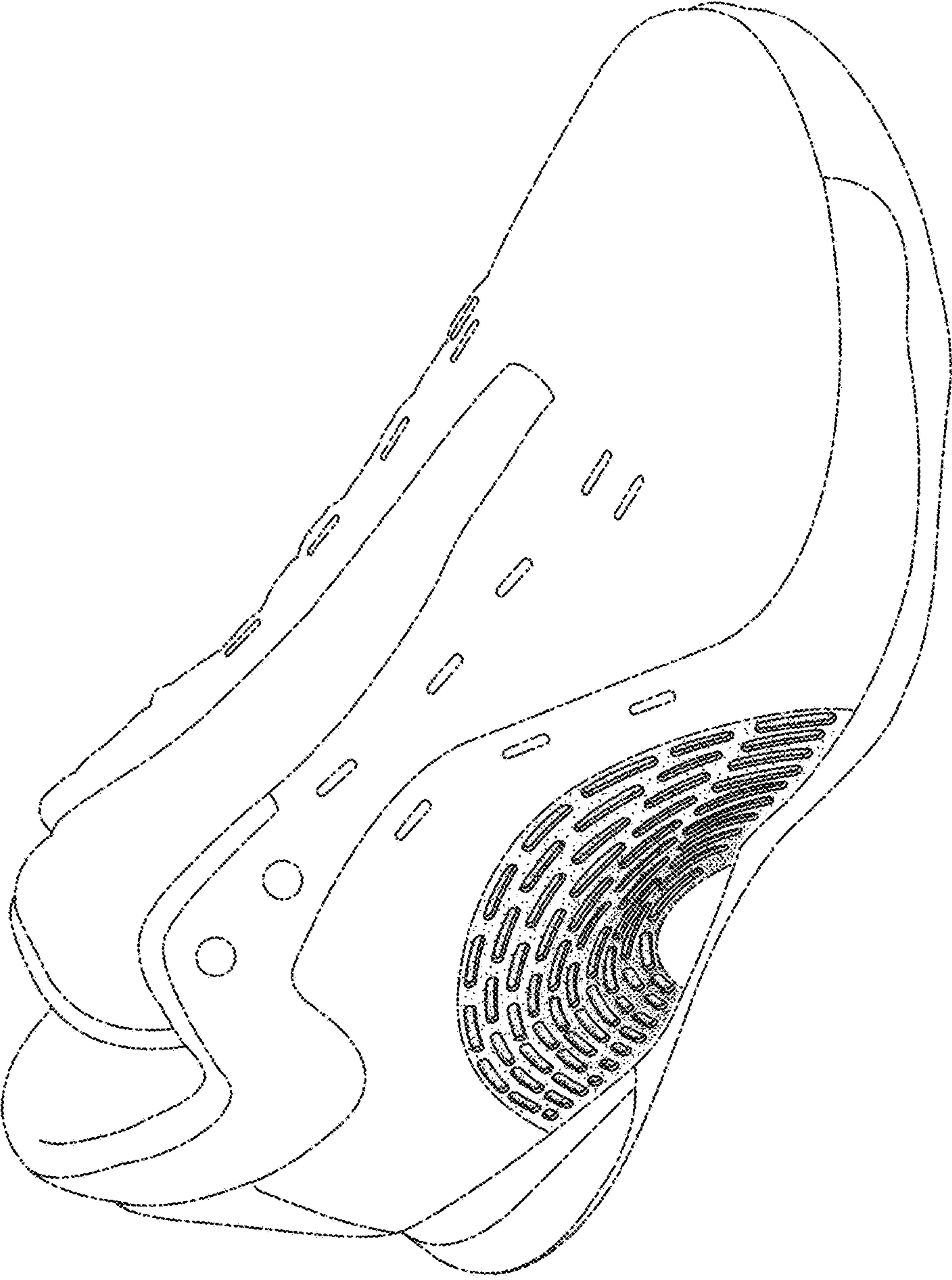


FIG. 1

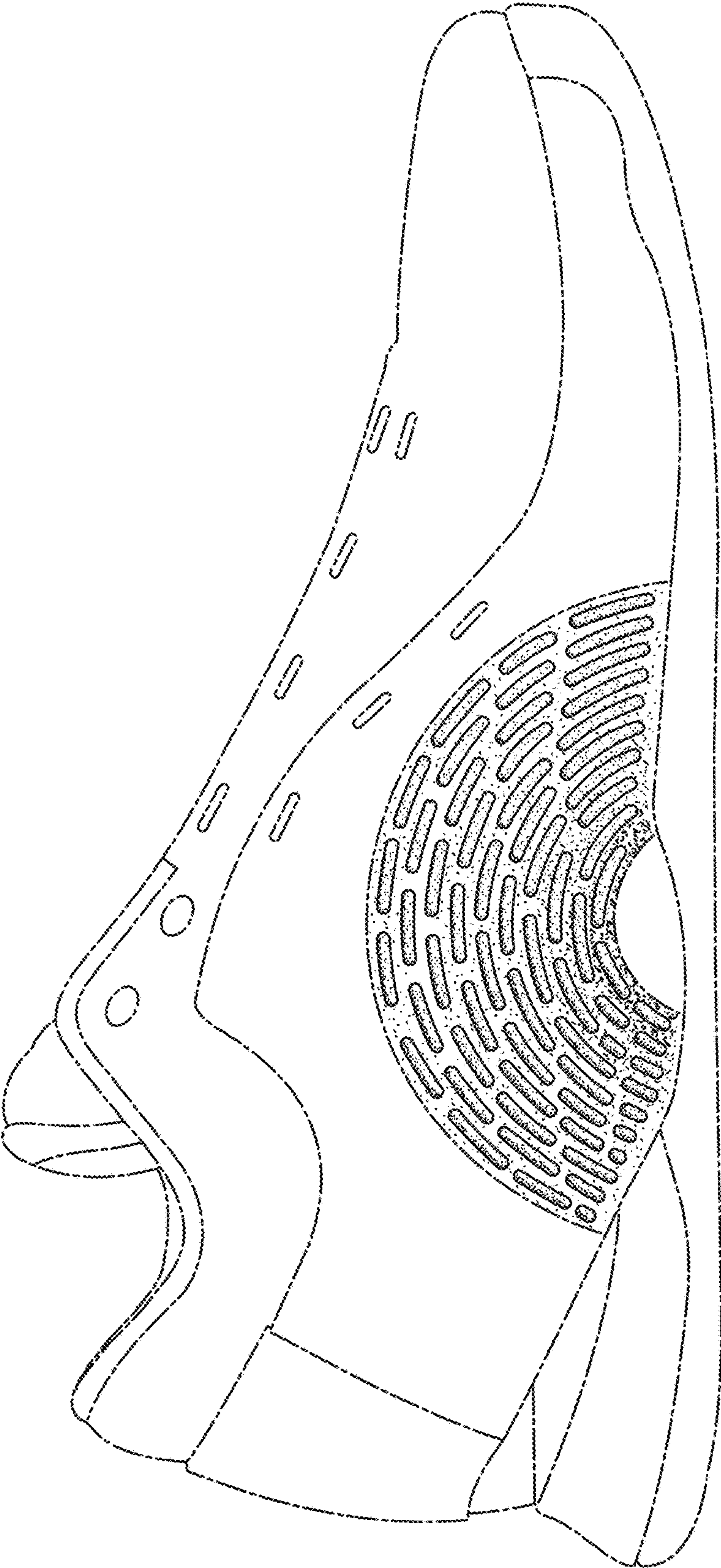


FIG. 2

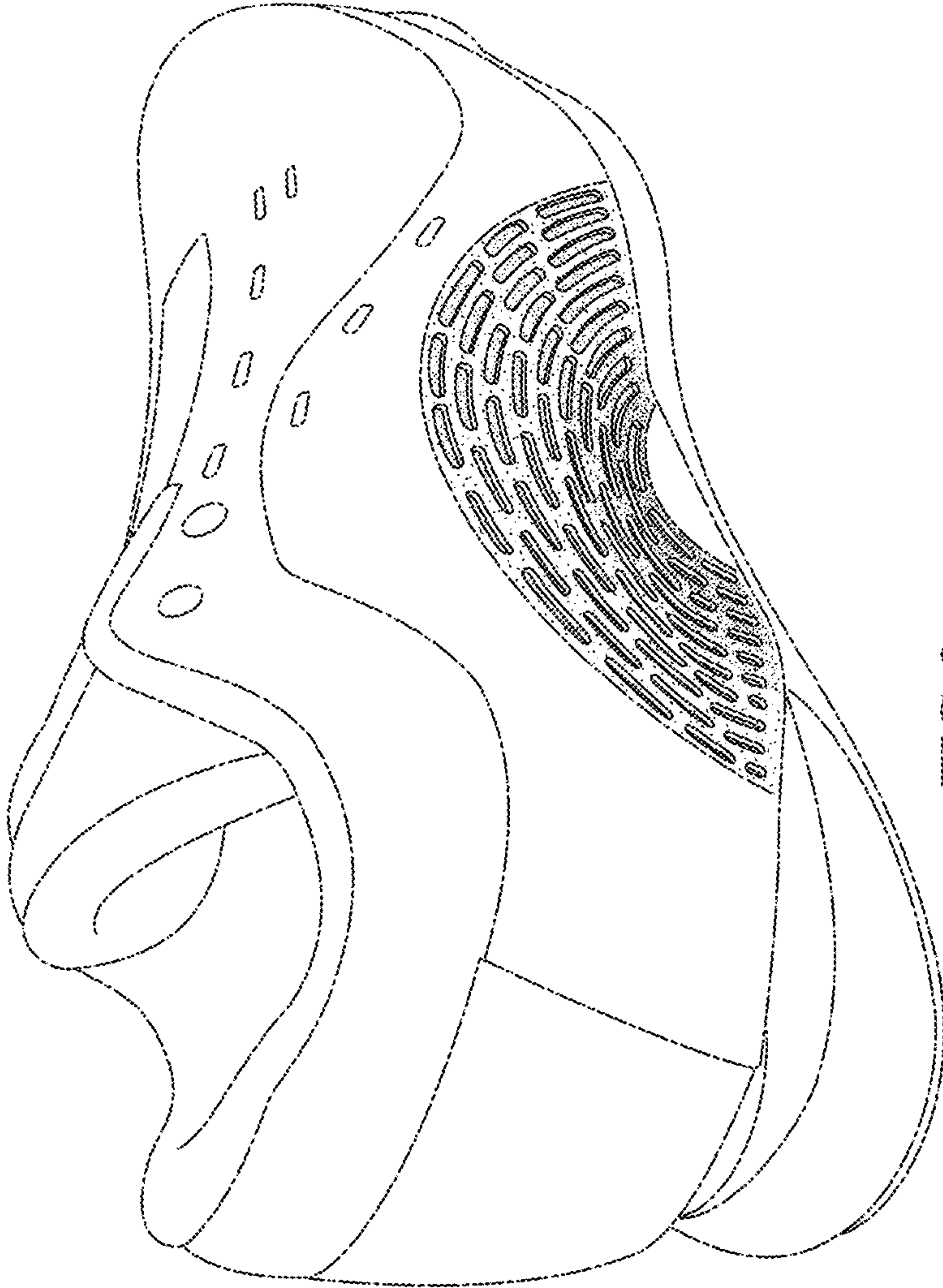


FIG. 3