



US00D788433S

(12) **United States Design Patent**
Taylor

(10) **Patent No.:** **US D788,433 S**

(45) **Date of Patent:** **** Jun. 6, 2017**

(54) **SHOE UPPER**

D725,895 S * 4/2015 Cin D2/972
D747,089 S * 1/2016 Bell D2/972
D765,381 S * 9/2016 Yun D2/972

(71) Applicant: **NIKE, Inc.**, Beaverton, OR (US)

(72) Inventor: **Justin R. Taylor**, Portland, OR (US)

(73) Assignee: **NIKE, Inc.**, Beaverton, OR (US)

(**) Term: **15 Years**

(21) Appl. No.: **29/548,307**

(22) Filed: **Dec. 11, 2015**

(51) **LOC (10) Cl.** **02-99**

(52) **U.S. Cl.**

USPC **D2/972**

(58) **Field of Classification Search**

USPC D2/902, 906-908, 944, 946, 969,
D2/972-974

CPC ... A43B 13/181; A43B 13/141; A43B 13/186;
A43B 13/188; A43B 23/00; A43B 23/02;
A43B 5/00; A43B 23/26; A43B 1/04;
A43B 11/14; A43B 7/00; A43C 1/00;
A43C 11/00

See application file for complete search history.

(56) **References Cited**

U.S. PATENT DOCUMENTS

D328,966 S * 9/1992 Aveni D2/973
D523,618 S 6/2006 Hlavacs
D575,044 S 8/2008 Alfaro
D643,613 S 8/2011 Smith et al.
D643,616 S * 8/2011 Caine D2/972
D648,116 S 11/2011 Avar
D668,441 S * 10/2012 Shaffer D2/972
D722,760 S * 2/2015 Lane D2/907

OTHER PUBLICATIONS

Introducing the Jordan Super. Fly 3 [online], [retrieved Dec. 27, 2016], Retrieved from Internet <URL:http://news.nike.com/news/introducing-the-jordan-super-fly-3 > ; 12 color sheets, Dated Aug. 6, 2014.

Jordan Brand and Blake Griffin Launch Super.Fly 2 [online], [retrieved Dec. 27, 2016], Retrieved from Internet <URL: <http://news.nike.com/news/jordan-takes-flight-with-the-super-fly-2>>; 5 color sheets, Dated Jul. 17, 2013.

Nike Air Supreme Speed (2007), [retrieved Dec. 28, 2016], 1 color sheet, Date unknown but believed to be as early as Jan. 1, 2008.

* cited by examiner

Primary Examiner — Dominic Simone

(74) *Attorney, Agent, or Firm* — Banner & Witcoff, Ltd.

(57) **CLAIM**

The ornamental design for a shoe upper, as shown and described.

DESCRIPTION

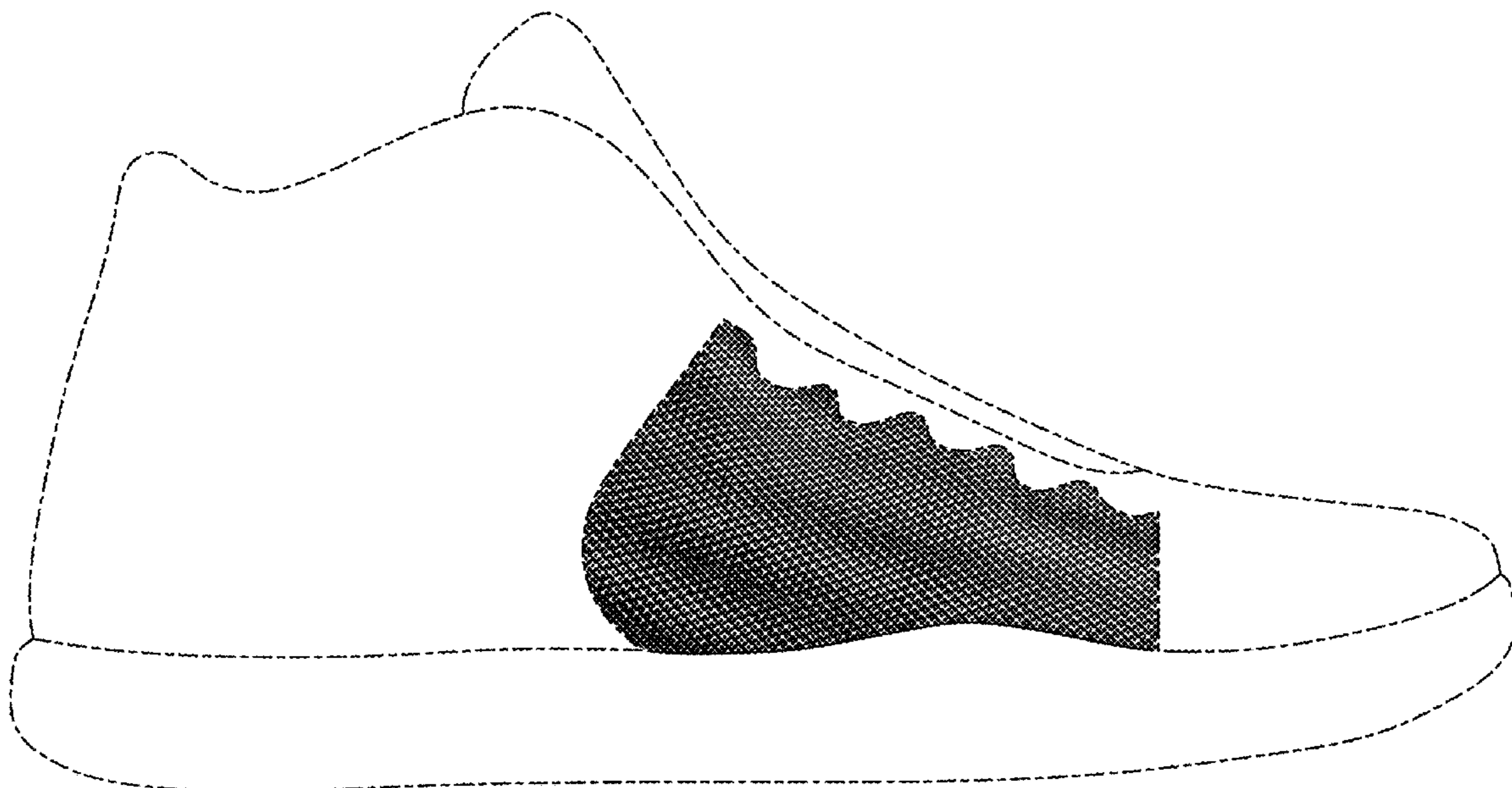
FIG. 1 is a front perspective view of a shoe upper showing my new design;

FIG. 2 is a side view thereof; and,

FIG. 3 is a rear perspective view thereof.

The broken lines immediately adjacent to the shaded area represent unclaimed boundaries of the design. The broken lines showing the remainder of the shoe are for environmental purposes only and form no part of the claimed design.

1 Claim, 3 Drawing Sheets



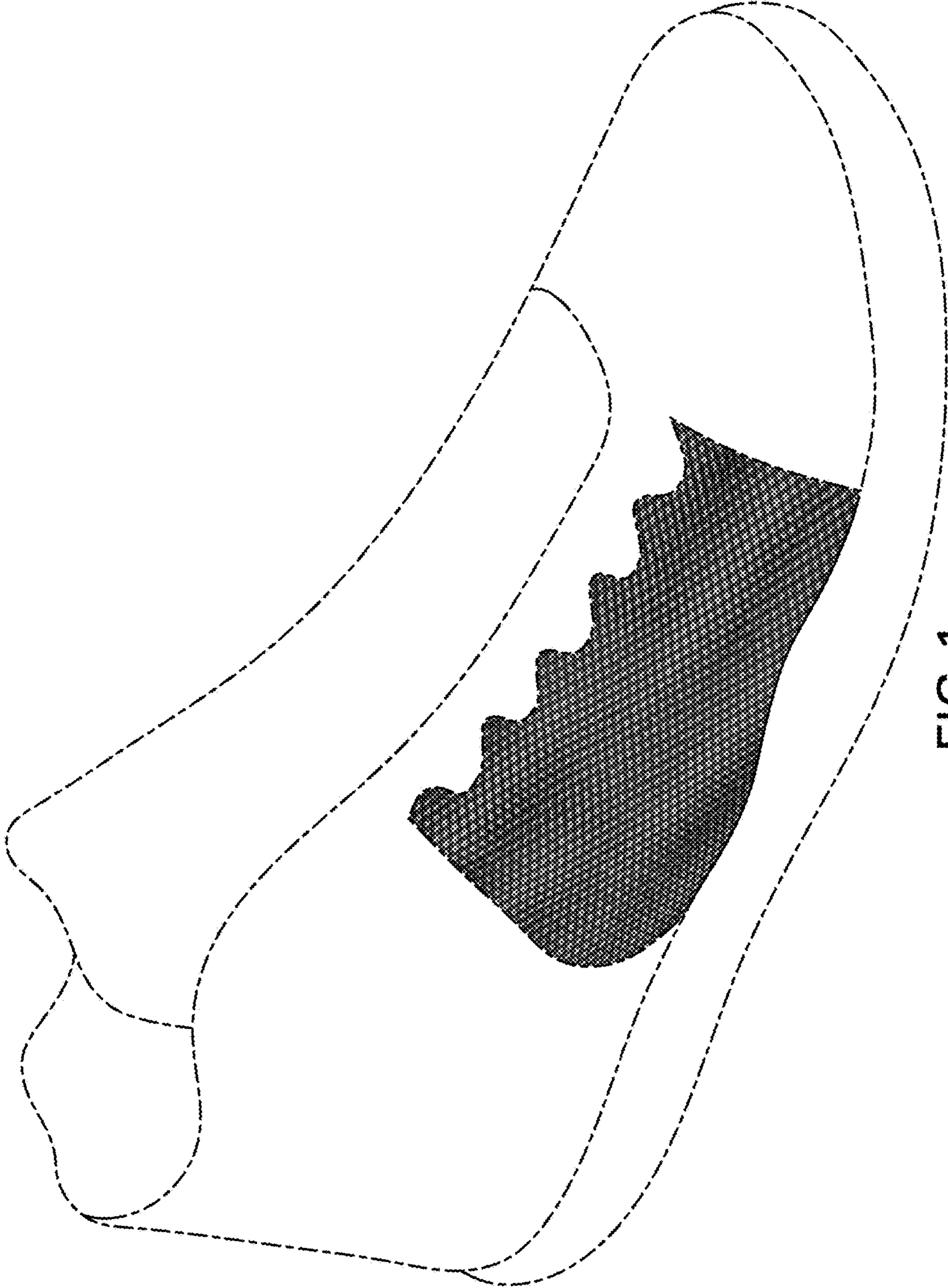


FIG. 1

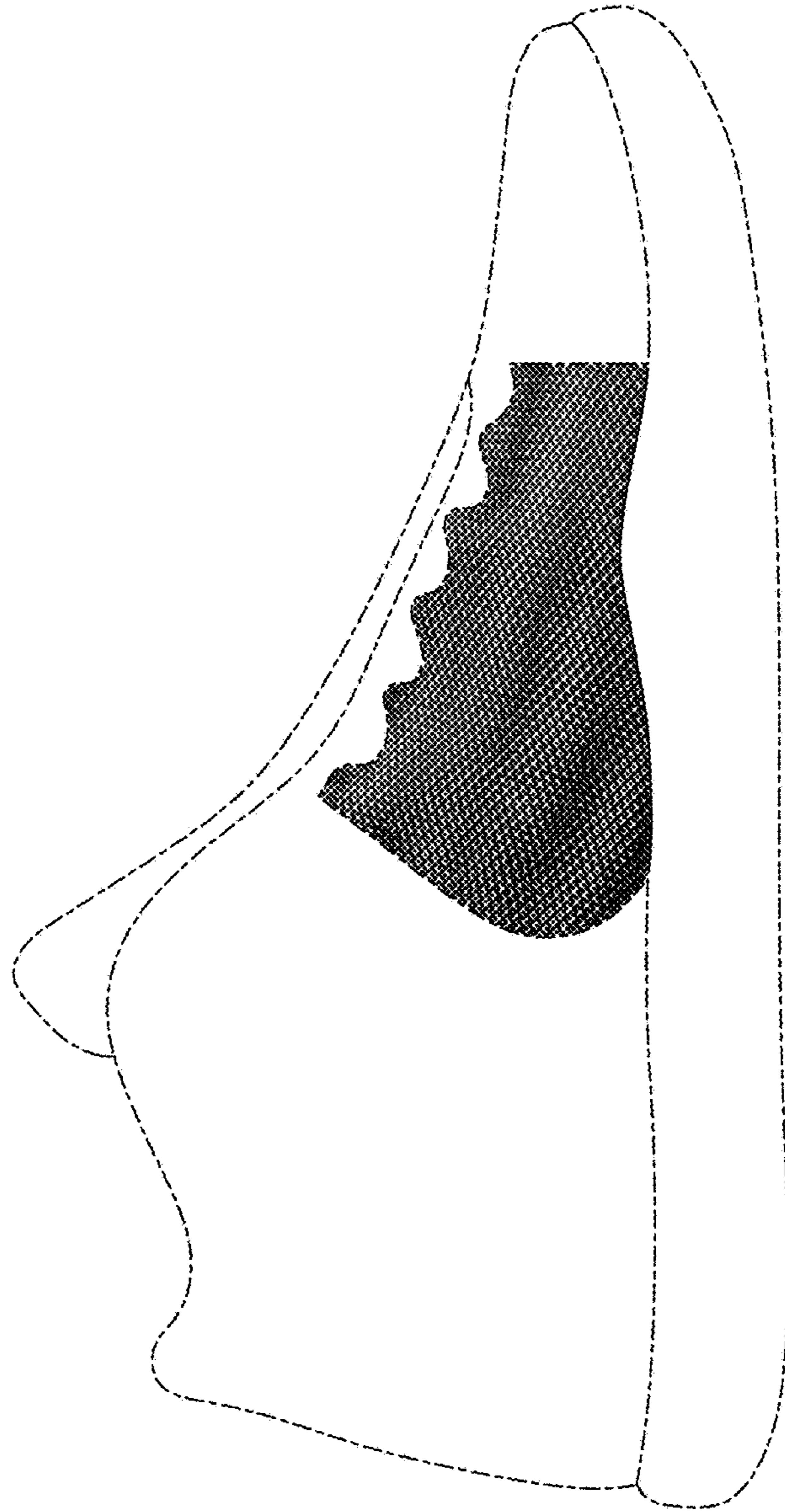


FIG. 2

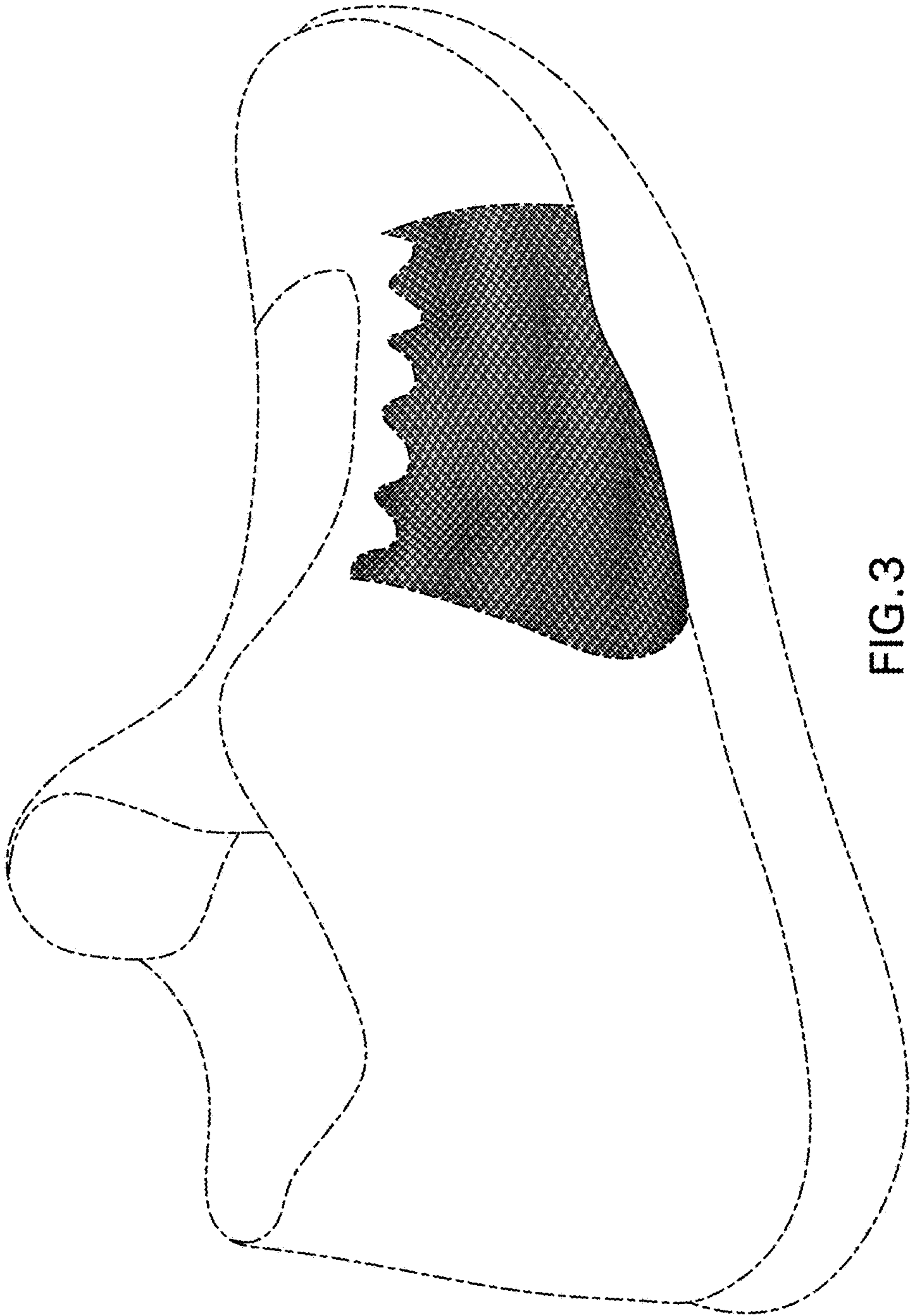


FIG. 3