



US00D788430S

(12) **United States Design Patent**
Eguchi

(10) **Patent No.:** **US D788,430 S**
(45) **Date of Patent:** **** Jun. 6, 2017**

- (54) **INSOLE**
- (71) Applicant: **Norie Eguchi**, Tokyo (JP)
- (72) Inventor: **Norie Eguchi**, Tokyo (JP)
- (**) Term: **15 Years**
- (21) Appl. No.: **29/565,254**
- (22) Filed: **May 19, 2016**

Related U.S. Application Data

- (63) Continuation-in-part of application No. 15/081,952, filed on Mar. 28, 2016.
- (51) **LOC (10) Cl.** **02-04**
- (52) **U.S. Cl.**
USPC **D2/961**
- (58) **Field of Classification Search**
USPC D2/896, 946, 947, 951, 954, 955, 956, D2/961, 968, 976
CPC A43B 1/00; A43B 1/10; A43B 1/12; A43B 1/14; A43B 3/00; A43B 7/14; A43B 7/1405; A43B 7/141; A43B 7/1415; A43B 7/142; A43B 7/1425; A43B 7/143; A43B 7/1435; A43B 7/144; A43B 7/1445; A43B 7/145; A43B 7/1455; A43B 7/146; A43B 7/1465; A43B 7/1475; A43B 7/149; A43B 7/32; A43B 7/36; A43B 13/00; A43B 13/04; A43B 13/20; A43B 13/40; A43B 17/00; A43B 17/003; A43B 17/14
See application file for complete search history.

(56) **References Cited**

U.S. PATENT DOCUMENTS

- 74,912 A * 2/1868 Hadley A43B 21/32 36/3 R
- 3,593,436 A * 7/1971 Vietas A43B 5/02 36/32 R

- 4,000,566 A * 1/1977 Famolare, Jr. A43B 5/00 36/28
- D298,583 S * 11/1988 Yung-Mao D2/961
- D399,040 S * 10/1998 Merceron D2/954
- D455,002 S * 4/2002 Holden D2/896
- D496,466 S * 9/2004 Slautterback et al. D2/952
- D576,396 S * 9/2008 Wolff D2/946
- D594,199 S * 6/2009 Kasai D2/961
- D626,736 S * 11/2010 Skaja D2/946
- D641,142 S * 7/2011 Lindseth D2/916
- D652,613 S * 1/2012 Raysse D2/951
- D652,614 S * 1/2012 Raysse D2/951
- D698,137 S * 1/2014 Carr D2/954
- D718,027 S * 11/2014 Mungo D2/961
- D736,511 S * 8/2015 Mungo D2/961
- D737,559 S * 9/2015 Mungo D2/961
- 9,144,264 B2 * 9/2015 Marvin et al. A43B 13/186
- 2009/0113760 A1 * 5/2009 Dominguez A43B 13/182 36/102
- 2013/0263469 A1 * 10/2013 Braunschweiler ... A43B 13/184 36/28

* cited by examiner

Primary Examiner — Elizabeth J Oswecki

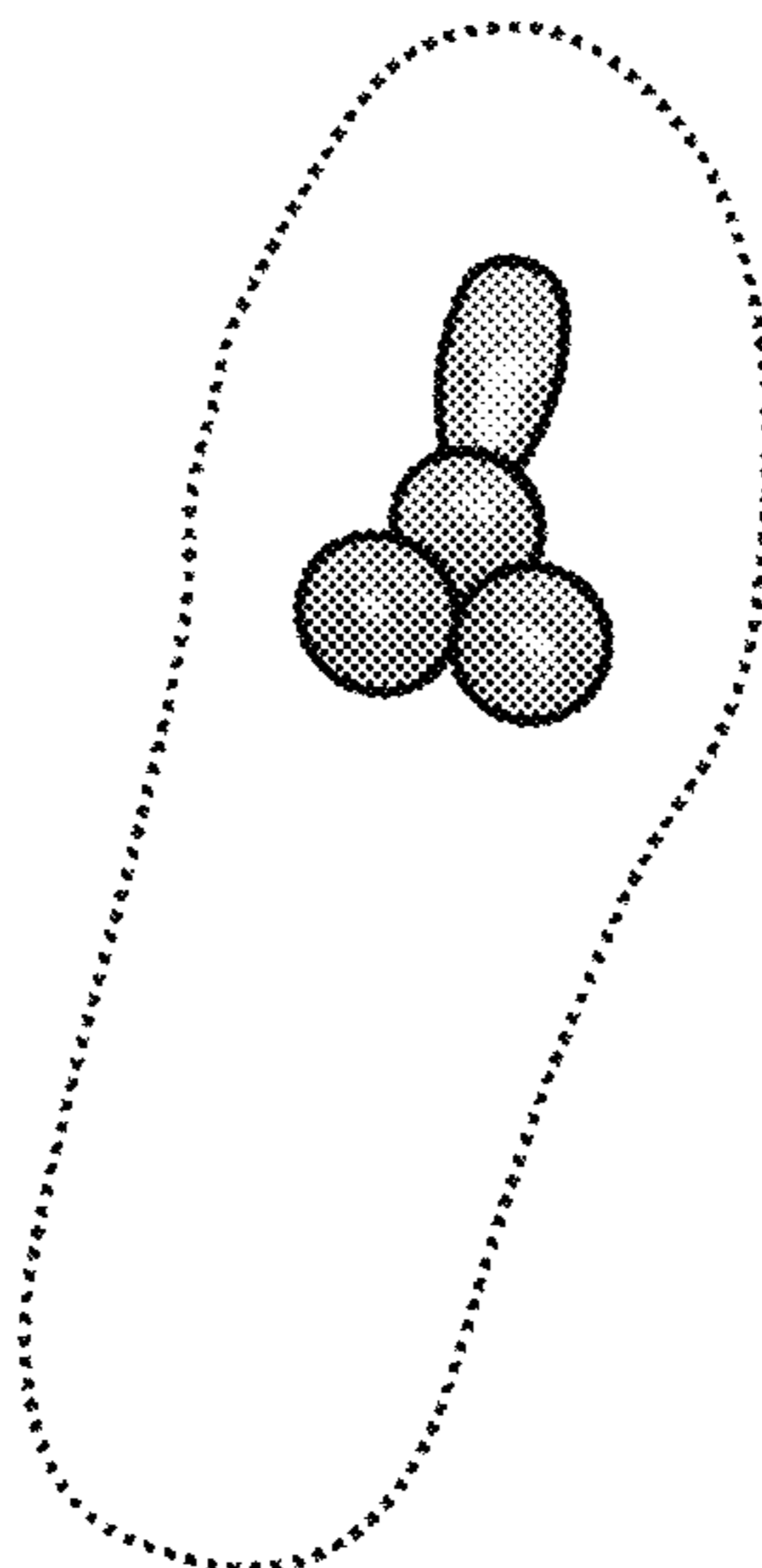
(57) **CLAIM**

The ornamental design for an insole, as shown and described.

DESCRIPTION

FIG. 1 is a top perspective view of an insole showing my new design;
 FIG. 2 is a top view thereof;
 FIG. 3 is a front view thereof;
 FIG. 4 is a rear view thereof;
 FIG. 5 is a right side view thereof; and,
 FIG. 6 is a left side view thereof.
 The broken lines in the figures depict environmental subject matter only, and form no part of the claimed design.
 The shading in the figures shows contour and not surface ornamentation.

1 Claim, 3 Drawing Sheets



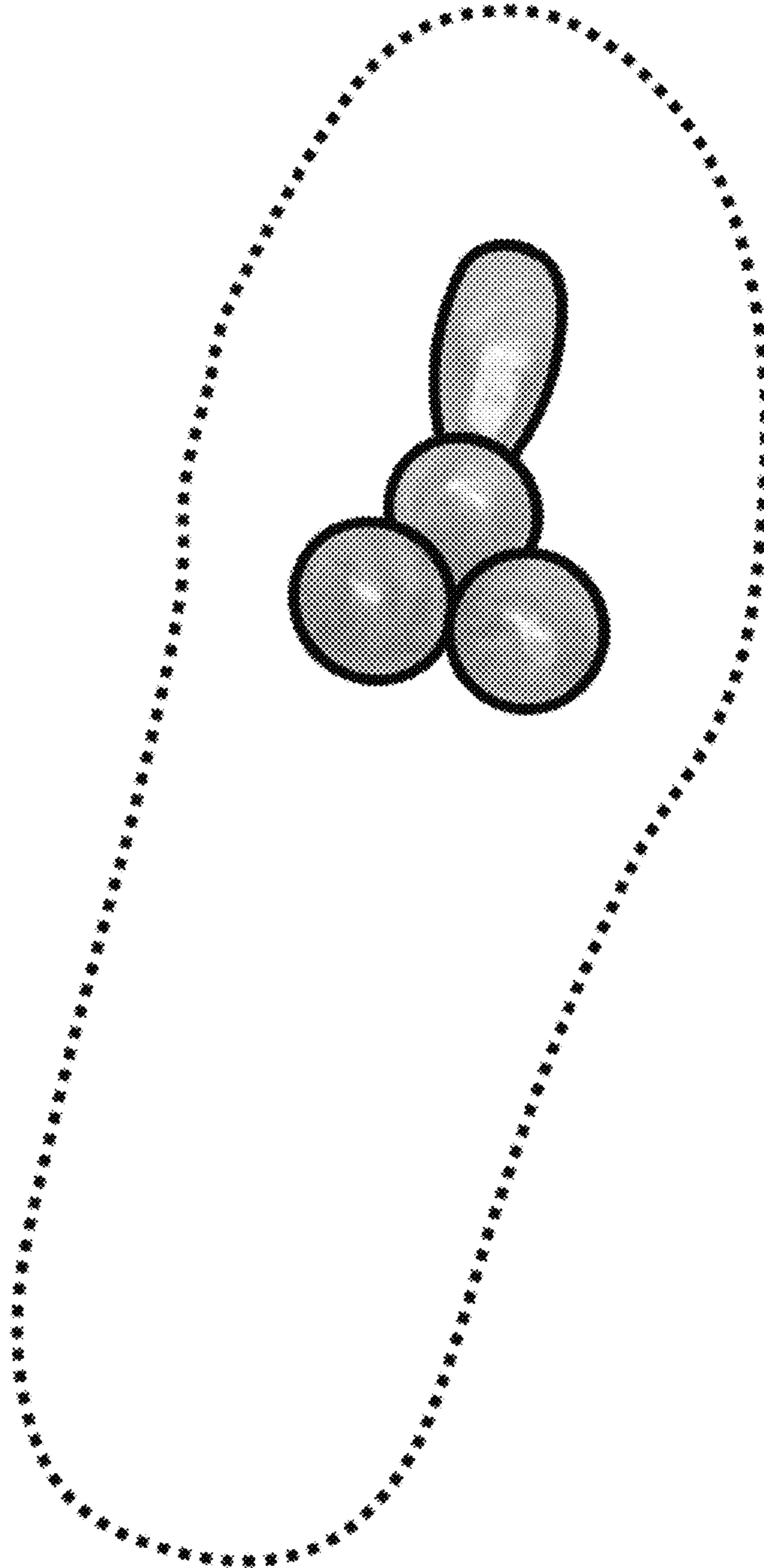


FIG. 1

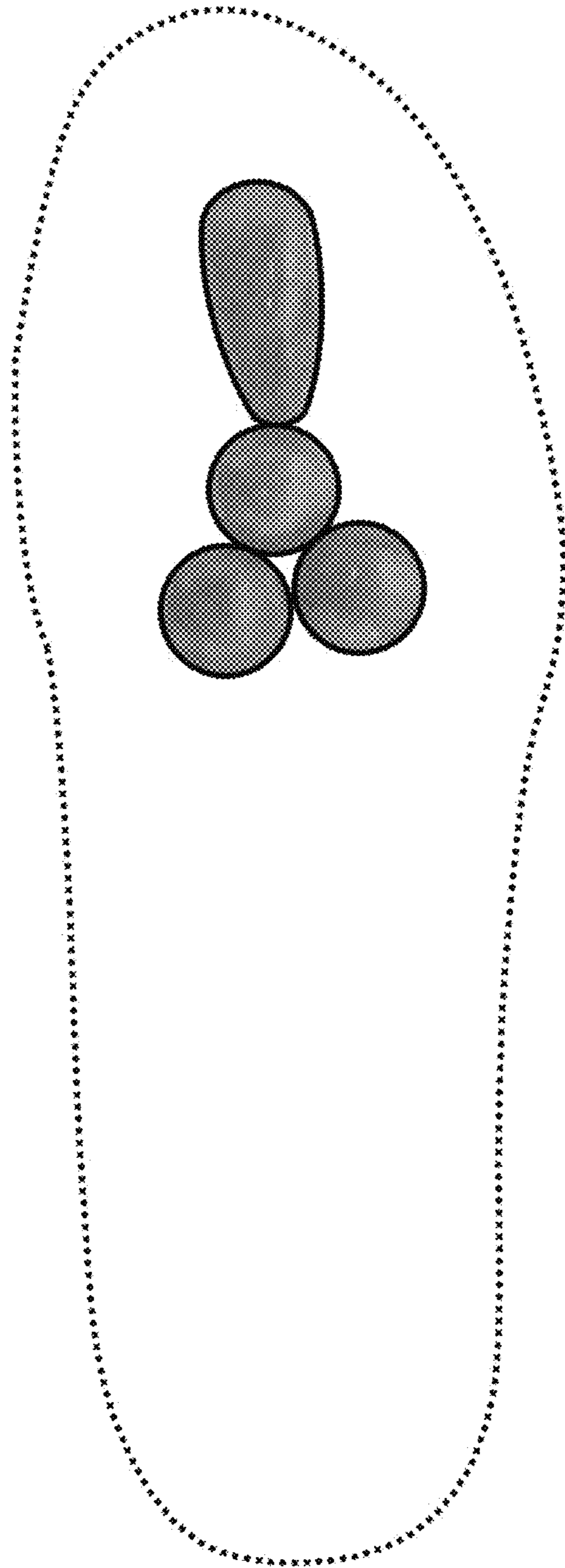


FIG. 2

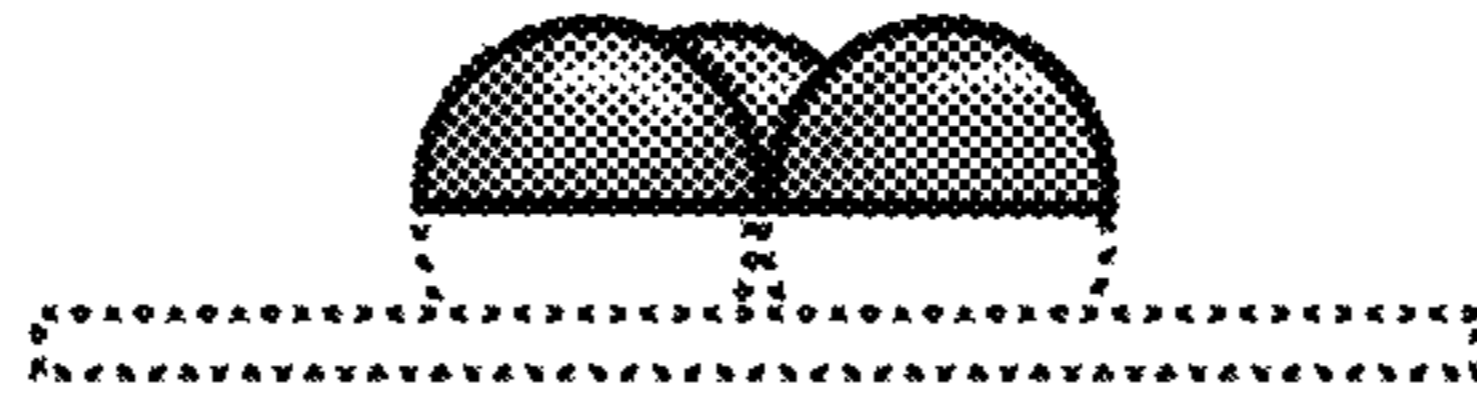


FIG. 3

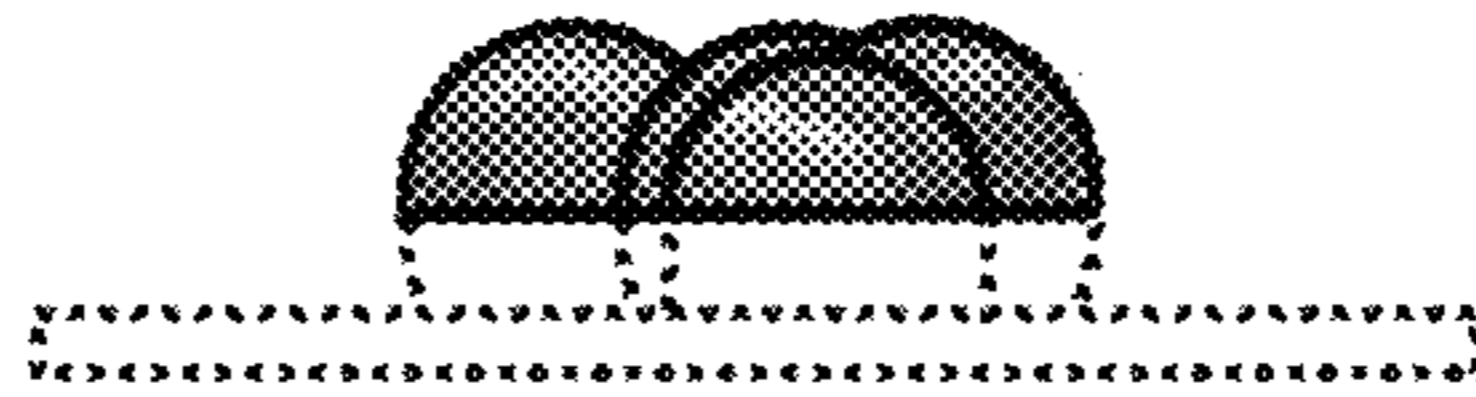


FIG. 4



FIG. 5



FIG. 6