



US00D788402S

(12) **United States Design Patent**
Votel et al.

(10) **Patent No.:** **US D788,402 S**
(45) **Date of Patent:** **** Jun. 6, 2017**

(54) **GLOVE**

(71) Applicant: **Tenacious Holdings, Inc.**, St. Paul, MN (US)

(72) Inventors: **Thomas Votel**, Sunfish Lake, MN (US);
Andrew Olson, Minneapolis, MN (US);
Dominique Aris, Louisville, CO (US)

(73) Assignee: **Tenacious Holdings, Inc.**, St. Paul, MN (US)

(**) Term: **15 Years**

(21) Appl. No.: **29/561,822**

(22) Filed: **Apr. 20, 2016**

(51) **LOC (10) Cl.** **02-06**

(52) **U.S. Cl.**
USPC **D2/619**; D29/117.1

(58) **Field of Classification Search**
USPC D2/615, 616, 617, 619, 620, 621, 623,
D2/858; D3/221; D6/570; D29/113,
D29/117.1, 119, 123
CPC B29D 31/00; A41D 19/015; A41D 19/00;
A41D 19/0003; A41D 19/0062; A41D
19/0089; A41D 19/001547; A41D
19/01523; A41D 19/01576; A63B 71/146
See application file for complete search history.

(56) **References Cited**

U.S. PATENT DOCUMENTS

133,319 A	11/1872	Kehoe	
849,182 A	4/1907	Adkins	
852,972 A	5/1907	Mackay	
922,237 A	5/1909	Baggett	
3,404,409 A *	10/1968	Tillotson A41D 19/01547 2/161.8
3,881,197 A *	5/1975	Andrews A41D 19/00 2/161.8
D235,589 S	7/1975	Birnie	

3,918,096 A	11/1975	Lim	
4,570,269 A	2/1986	Berlese	
D287,904 S	1/1987	Pierce, Jr.	
4,697,724 A	10/1987	Pitcher	
4,747,163 A	5/1988	Dzierson	
4,768,234 A	9/1988	Yamamoto	
D299,564 S	1/1989	Pierce, Jr.	
D319,900 S *	9/1991	Steele D29/117.1
D328,369 S	7/1992	Hong	

(Continued)

OTHER PUBLICATIONS

Ergodyne ProFlex 925CR Impact Reducing Cut Resistant, posted at Amazon.com, posted on Nov. 4, 2016, [online], [site visited Mar. 27, 2017]. Available from Internet, <<https://www.amazon.com/Ergodyne-925CR-Reducing-Resistant-Protection/dp/B01MDVHLPI>>.*

(Continued)

Primary Examiner — Thomas Johannes
Assistant Examiner — Catherine Ho
(74) *Attorney, Agent, or Firm* — Skaar Ulbrich Macari, P.A.

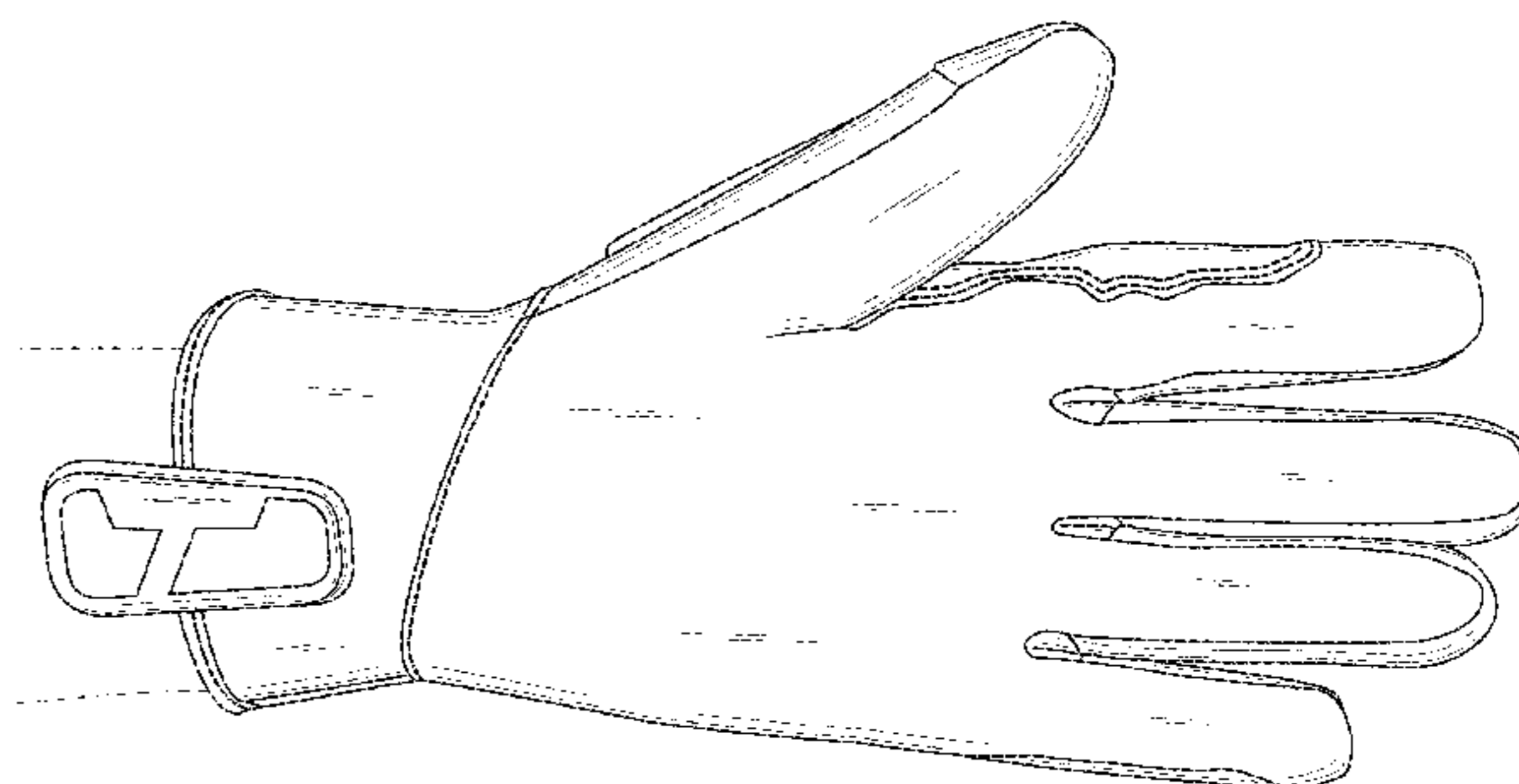
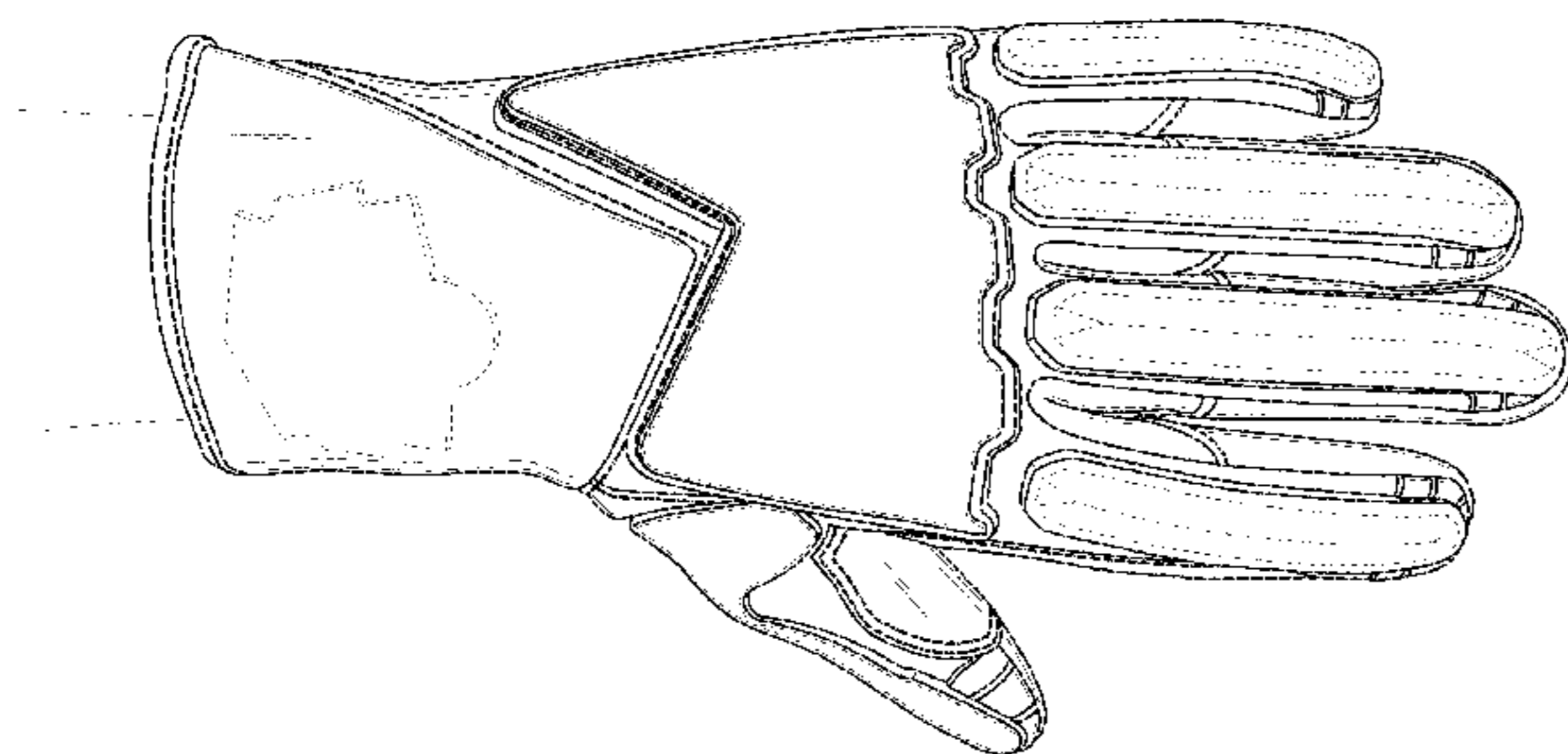
(57) **CLAIM**

The ornamental design for a glove, as shown and described.

DESCRIPTION

FIG. 1 is a top perspective of a glove showing our new design;
FIG. 2 is a top plan view thereof;
FIG. 3 is a bottom plan view thereof;
FIG. 4 is a side elevation view thereof;
FIG. 5 is a side elevation view thereof; and,
FIG. 6 is a front perspective view thereof.
The darker dashed broken line of the glove represents stitching that forms part of the claimed design. All other broken line is included to show environment and portions of the article that forms no part of the claimed design.

1 Claim, 6 Drawing Sheets



(56)

References Cited

U.S. PATENT DOCUMENTS

D355,750 S 2/1995 Fouillard
 5,647,783 A 7/1997 Nessel
 D389,607 S 1/1998 Arshed
 D431,691 S * 10/2000 Redwood D2/618
 D445,996 S 8/2001 Kiernan
 D462,485 S 9/2002 Fowler
 D514,772 S * 2/2006 Bevier D2/623
 D516,277 S 3/2006 Mattesky
 D594,603 S * 6/2009 Murphy D29/116.2
 D596,806 S * 7/2009 Murphy D29/116.2
 7,574,748 B2 8/2009 Fisher et al.
 D599,960 S 9/2009 Ash et al.
 D608,978 S 2/2010 Votel
 D619,305 S 7/2010 Fitzgerald et al.
 7,797,758 B2 9/2010 Keppler
 D638,994 S 5/2011 Fream et al.
 D643,592 S 8/2011 Choi et al.
 D650,532 S 12/2011 Choi
 D652,993 S 1/2012 Long, III
 D656,685 S 3/2012 Best et al.
 D667,171 S 9/2012 Safford
 8,490,217 B2 7/2013 Safford
 D696,467 S 12/2013 Nelson
 D700,403 S 2/2014 Gellis
 D717,498 S 11/2014 Leach
 D722,208 S 2/2015 Votel et al.
 D733,364 S 6/2015 Choi et al.
 D735,969 S 8/2015 Burchfield et al.
 D748,343 S 1/2016 Wyatt et al.
 D750,845 S 3/2016 Kawano et al.
 D751,769 S * 3/2016 McPhail D29/116.3
 D752,296 S 3/2016 Urbelis
 D756,039 S 5/2016 Jaeger
 D779,781 S * 2/2017 Votel D2/617
 2006/0212990 A1 9/2006 Mattesky
 2007/0174948 A1 * 8/2007 Robba A63B 71/146
 2/161.1

2007/0226873 A1 10/2007 Mattesky
 2008/0109935 A1 5/2008 DeBlasis
 2008/0263747 A1 10/2008 DeBlasis et al.
 2009/0144881 A1 * 6/2009 Panosian A41D 19/0027
 2/161.6
 2010/0071114 A1 3/2010 Jaeger
 2010/0083420 A1 4/2010 Bouckaert
 2010/0192279 A1 * 8/2010 Hunsicker A41D 19/002
 2/161.2
 2011/0088139 A1 4/2011 Travell
 2012/0054937 A1 3/2012 Robaire et al.
 2012/0076985 A1 3/2012 Dassler
 2012/0131725 A1 5/2012 Copeland et al.
 2014/0026282 A1 1/2014 Rusakov et al.
 2014/0033392 A1 2/2014 Bulan et al.
 2014/0075639 A1 3/2014 Albertyn
 2014/0201880 A1 7/2014 Binge et al.
 2015/0106990 A1 4/2015 Gait et al.
 2015/0119200 A1 4/2015 Jones
 2015/0181955 A1 7/2015 Hughes et al.

OTHER PUBLICATIONS

Ergodyne ProFlex 819WP Extreme Thermal Waterproof Gloves, posted at Amazon.com, posted on Jul. 27, 2015, [online], [site visited Mar. 27, 2017]. Available from Internet, <<https://www.amazon.com/Ergodyne-ProFlex-819WP-Extreme-Waterproof/dp/B004IAWW1I>>.*
 Ergodyne ProFlex 872 Hi-Vis Mesh Trades Gloves, posted at Amazon.com, posted on Nov. 9, 2004, [online], [site visited Mar. 27, 2017]. Available from Internet, <<https://www.amazon.com/Ergodyne-ProFlex-872-Hi-Vis-Trades/dp/B001Q8TB4G>>.*
 Ergodyne ProFlex 9012, posted at Amazon.com, posted on Jun. 18, 2009, [online], [site visited Mar. 27, 2017]. Available from Internet, <<https://www.amazon.com/gp/product/B002BDTUWS>>.*

* cited by examiner

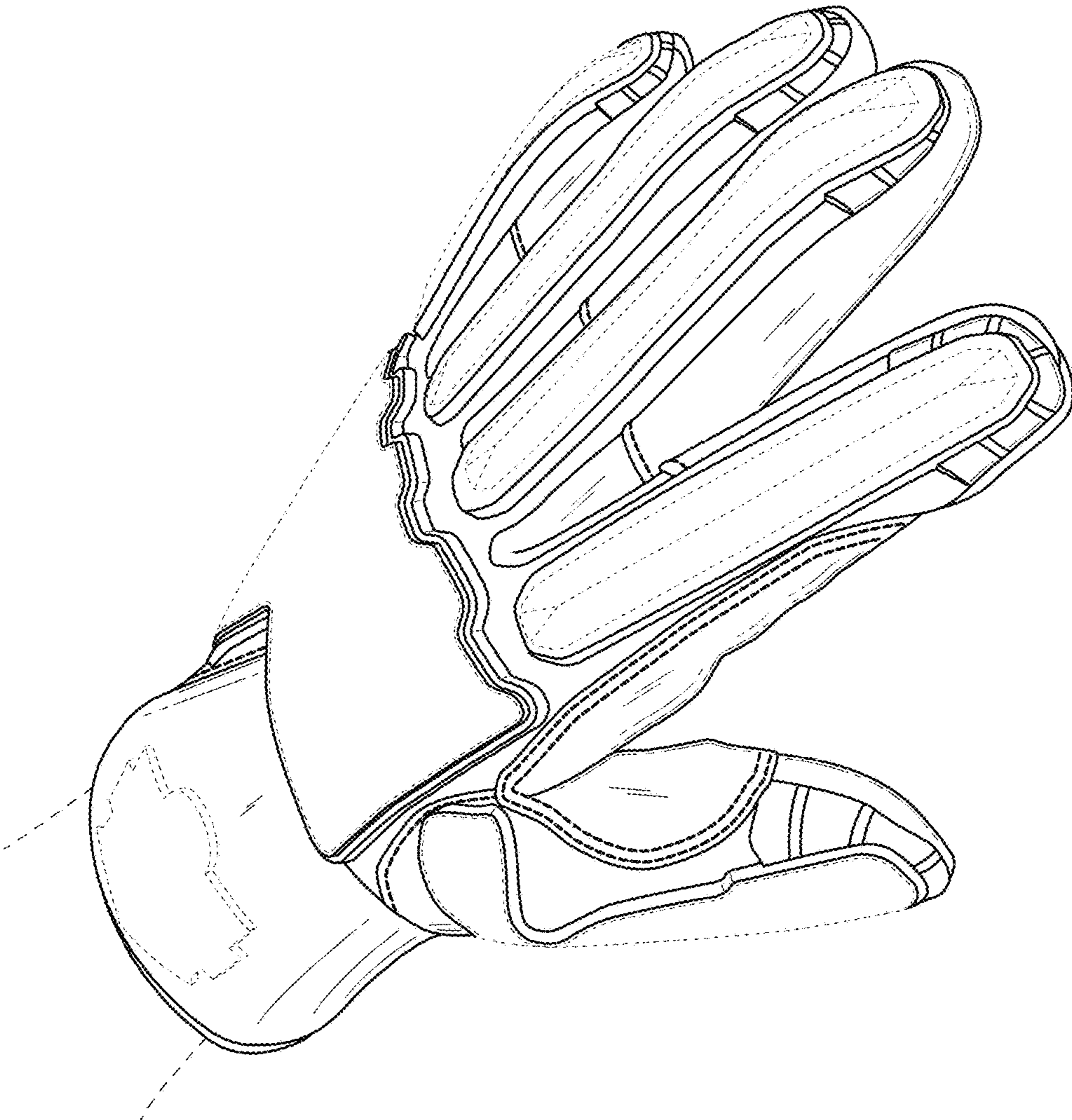


Fig. 1

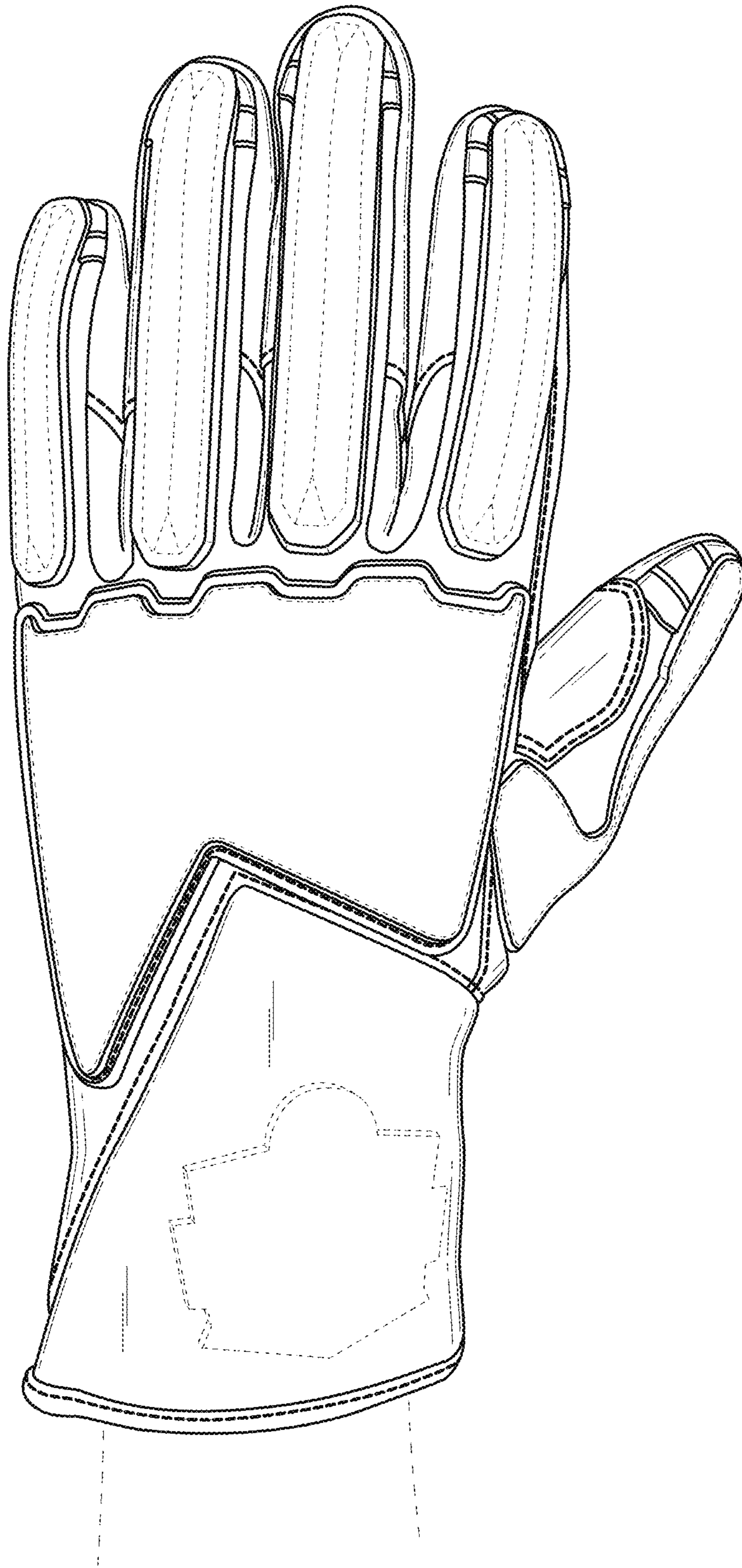


Fig. 2

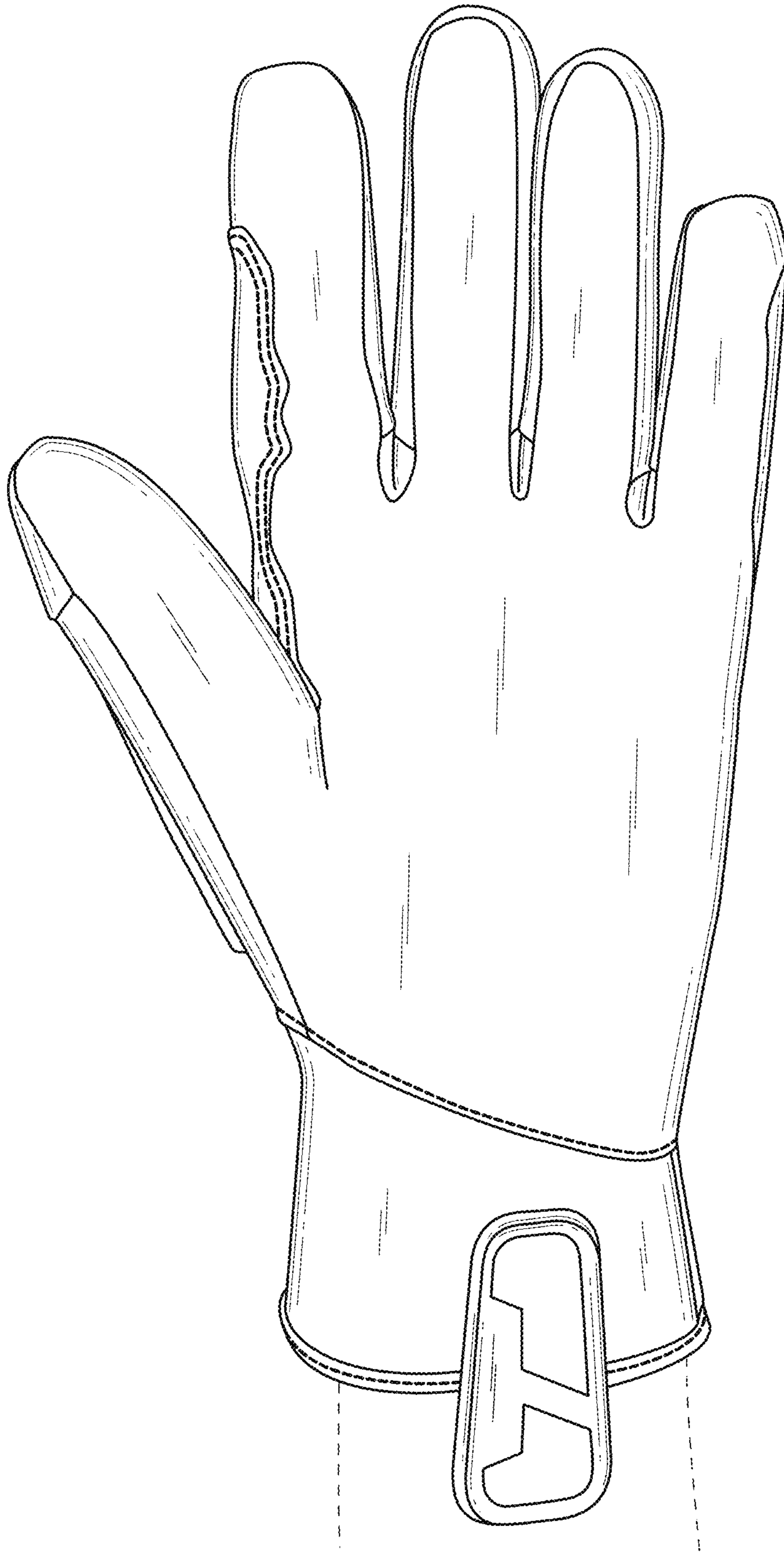


Fig. 3

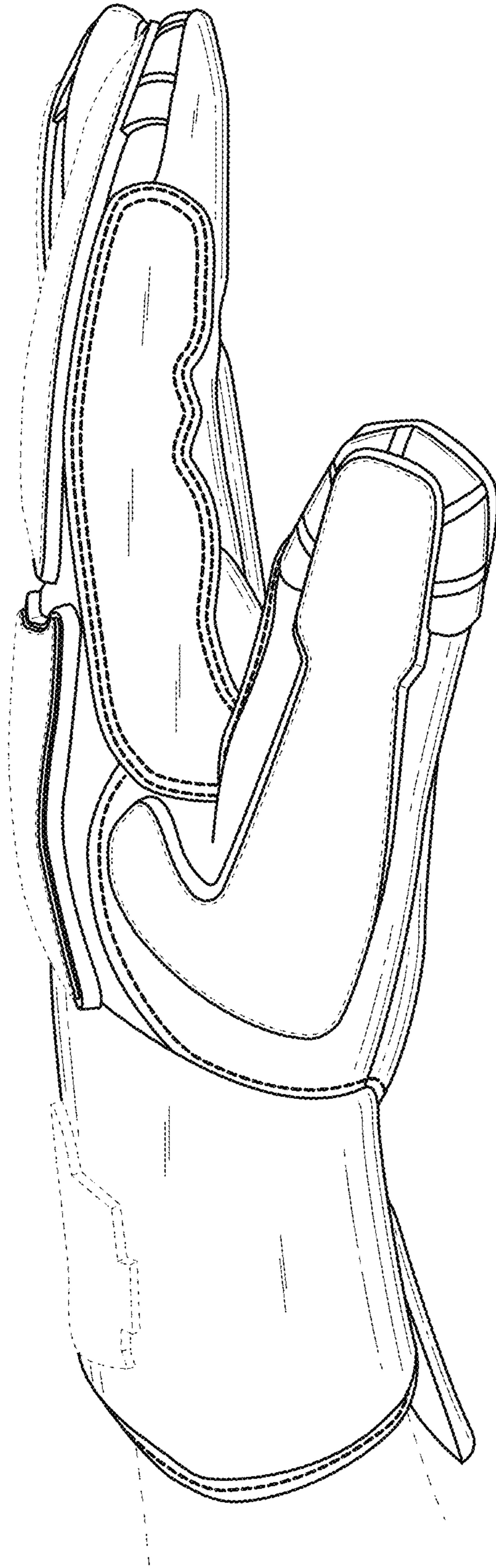


Fig. 4

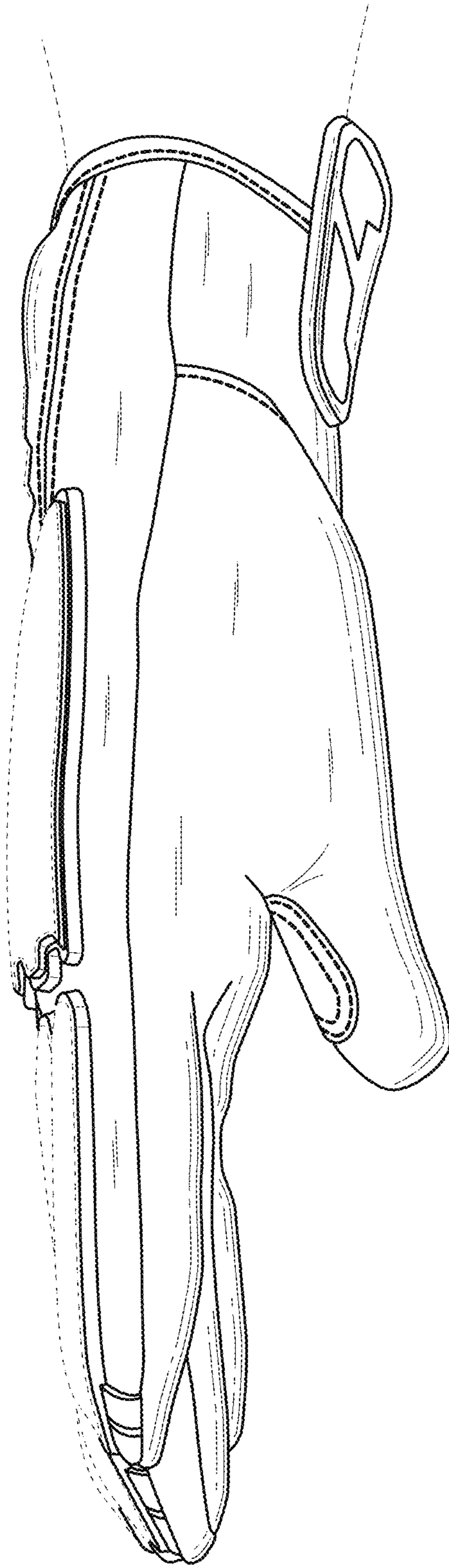


Fig. 5

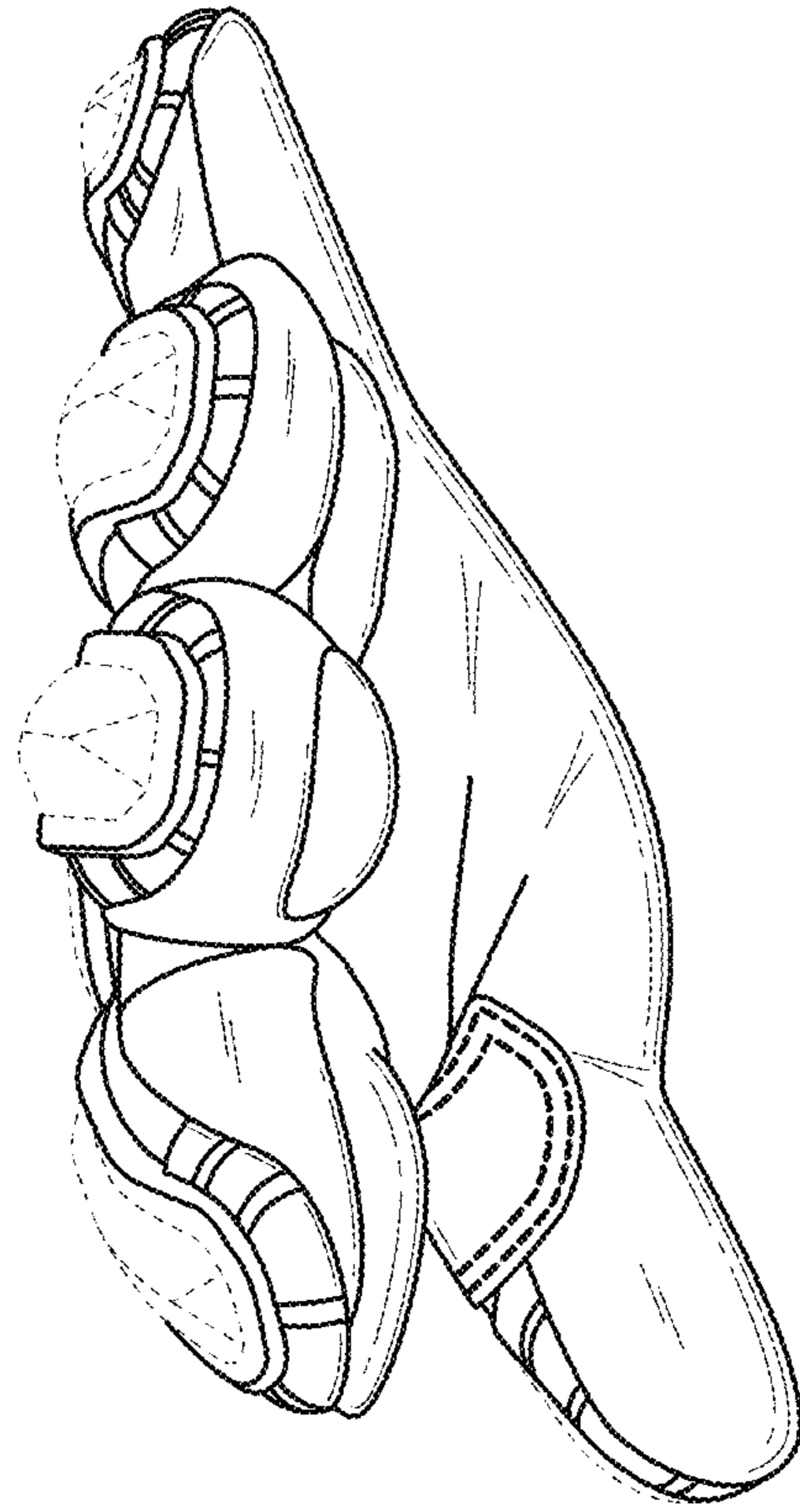


Fig. 6