



US00D788377S

(12) **United States Design Patent**
Hanudel

(10) **Patent No.:** **US D788,377 S**

(45) **Date of Patent:** **** May 30, 2017**

- (54) **HELMET MOUNTED RAIL**
- (71) Applicant: **Artisent, LLC**, Simpson, PA (US)
- (72) Inventor: **Matthew Hanudel**, Waltham, MA (US)
- (73) Assignee: **ARTISENT, LLC**, Simpson, PA (US)
- (**) Term: **15 Years**
- (21) Appl. No.: **29/561,568**
- (22) Filed: **Apr. 18, 2016**

Related U.S. Application Data

- (62) Division of application No. 29/504,776, filed on Oct. 9, 2014, now Pat. No. Des. 766,521.
- (51) **LOC (10) Cl.** **29-02**
- (52) **U.S. Cl.**
USPC **D29/122**
- (58) **Field of Classification Search**
USPC D29/100, 102, 104, 105, 106, 107, 108,
D29/109, 110, 122
CPC .. A42B 1/066; A42B 1/00; A42B 1/06; A42B
3/228; A42B 3/00; A42B 3/08; A42B
3/32; A42B 3/222; A42B 3/20; A42B
3/227; A42B 3/105; A42B 3/04; A42B
3/06; A42B 3/0406; A42B 3/18; A42B
3/166; A42B 3/16; A42B 3/22; A42B
3/0473; A42B 3/127; A63B 71/10; A63B
71/105; A41D 13/0512
See application file for complete search history.

(56) **References Cited**

U.S. PATENT DOCUMENTS

- D407,537 S * 4/1999 Simpson D2/865
- 6,751,810 B1 * 6/2004 Prendergast A42B 3/04
2/422
- 6,754,911 B1 * 6/2004 Howell A42B 3/166
2/209
- 6,938,276 B1 * 9/2005 Prendergast A42B 3/04
2/422

- 6,986,162 B2 * 1/2006 Soto G02B 7/002
2/422
- 7,004,439 B1 * 2/2006 Taylor A42B 3/04
248/548
- D519,683 S * 4/2006 Farrell D29/107
(Continued)

OTHER PUBLICATIONS

Ops-Core 2012 Product Catalog; www.ops-core.com; Boston, MA, US; 44 pages; disclosed on or before Dec. 31, 2012.

(Continued)

Primary Examiner — Randall Gholson

(74) *Attorney, Agent, or Firm* — Morgan, Lewis & Bockius LLP

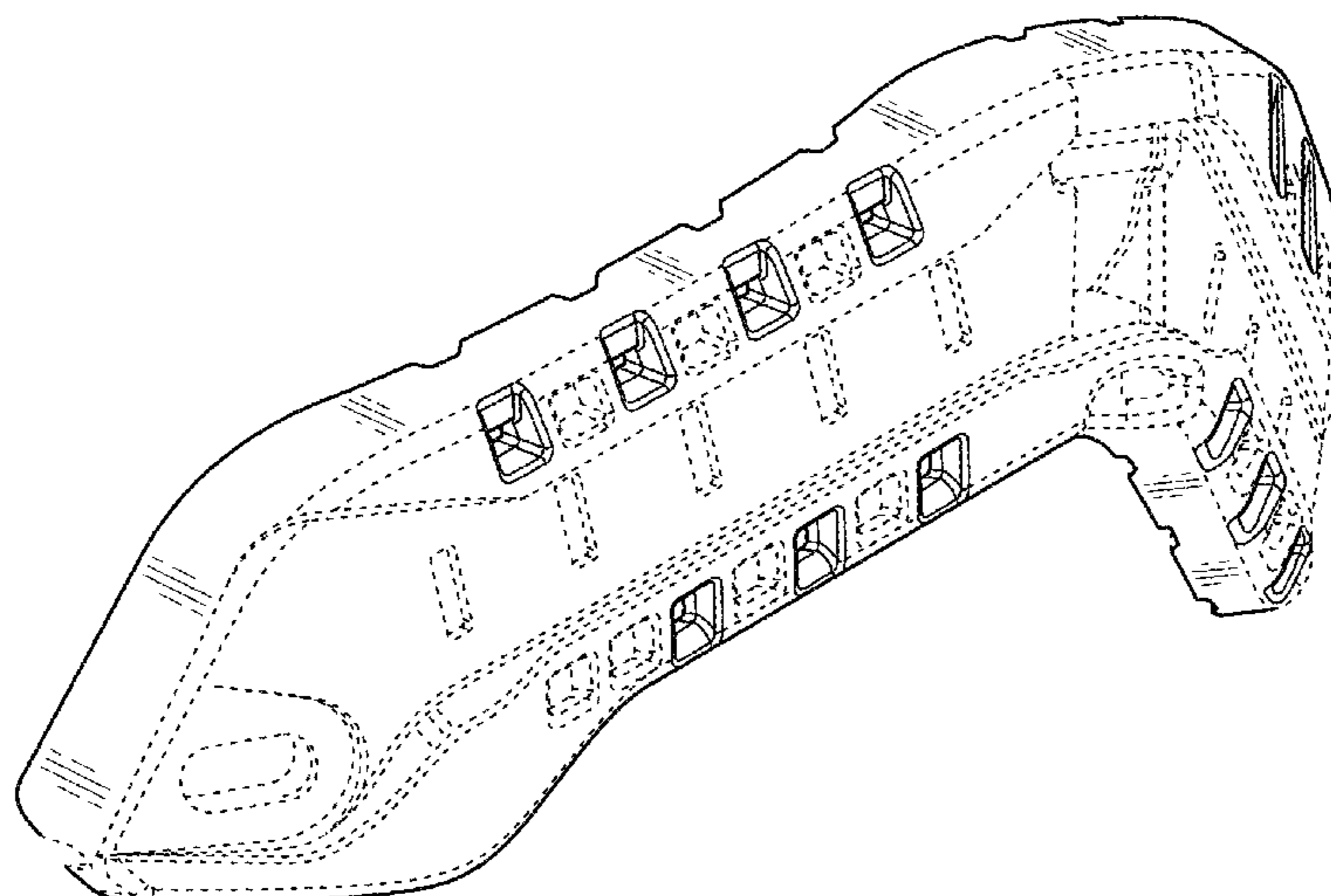
(57) **CLAIM**

The ornamental design for a helmet mounted rail, as shown and described.

DESCRIPTION

FIG. 1 is a front perspective view of a helmet mounted rail in accordance with my new design;
 FIG. 2 is a front elevational view of the helmet mounted rail shown in FIG. 1;
 FIG. 3 is a rear elevational view of the helmet mounted rail shown in FIG. 1;
 FIG. 4 is a right-side elevational view of the helmet mounted rail shown in FIG. 1;
 FIG. 5 is a left-side elevational view of the helmet mounted rail shown in FIG. 1;
 FIG. 6 is a top plan view of the helmet mounted rail shown in FIG. 1; and,
 FIG. 7 is a bottom plan view of the helmet mounted rail shown in FIG. 1.
 The broken lines shown in the drawings represent portions of the helmet mounted rail that form no part of the claimed design.

1 Claim, 6 Drawing Sheets



(56)

References Cited

U.S. PATENT DOCUMENTS

D616,156 S * 5/2010 Bugno D29/122
7,963,426 B2 * 6/2011 Gruebel H01R 13/73
2/422
8,239,971 B2 * 8/2012 Prendergast G02B 23/125
2/422
D675,789 S * 2/2013 Wanhainen A42B 3/225
D29/122
D750,846 S * 3/2016 Noordzij D29/122
D750,847 S * 3/2016 Noordzij D29/122

OTHER PUBLICATIONS

Ops-Core 2013 Product Catalog; www.ops-core.com; Boston, MA, US; 44 pages; first disclosed on Jan. 14, 2013.

Israeli Office Action dated Oct. 21, 2015 relating to Application Nos. 56798 and 57507.

<http://www.365airsoftshop.com/fast-jump-military-bj-helmetus-seals-plate-p-988.html> (2013).

<https://www.armsunlimited.com/Ops-Core-ACH-ARC-Helmet-Accessory-Rail-Kit-p/opscoreacharc.htm> (2010).

* cited by examiner

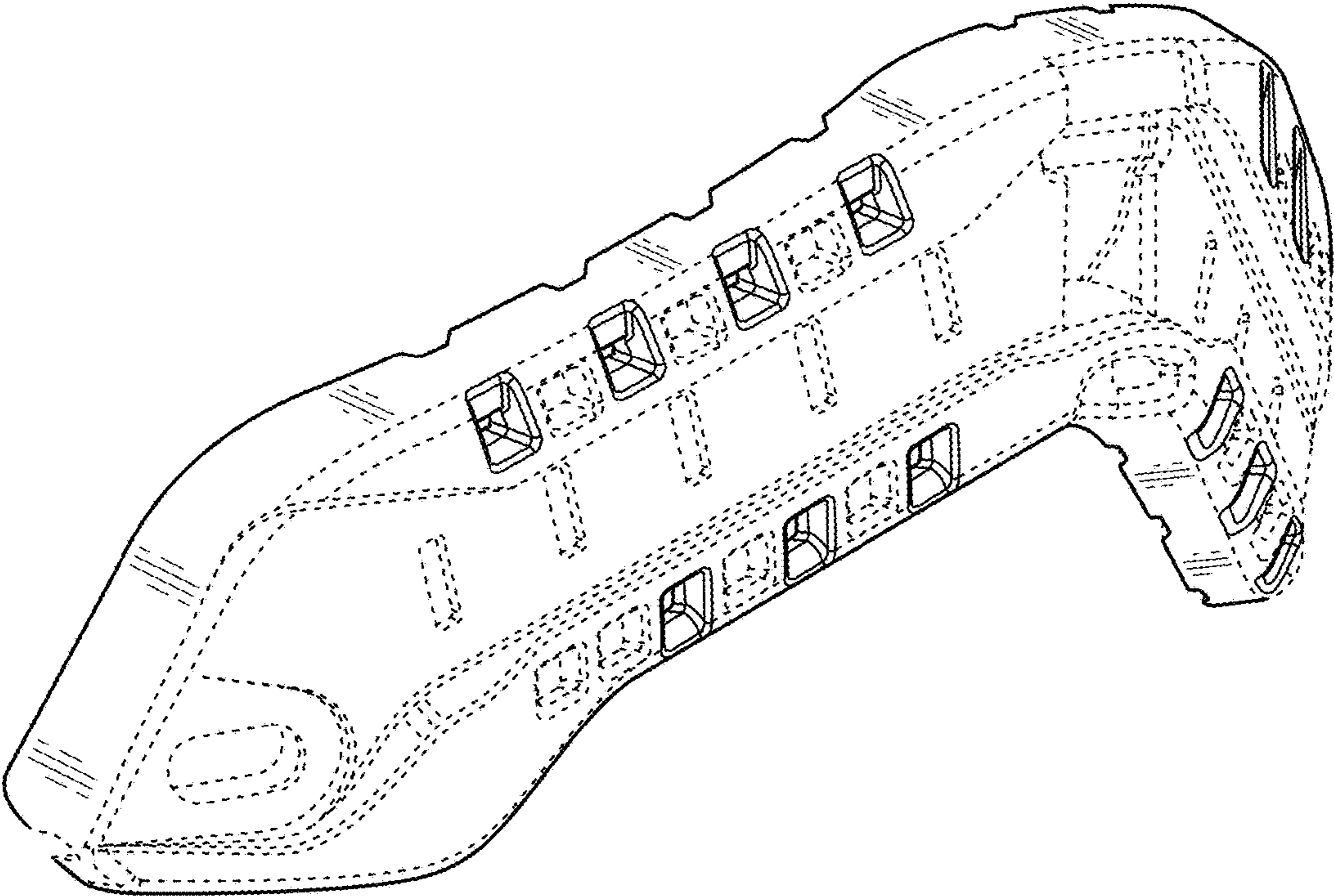


FIG. 1

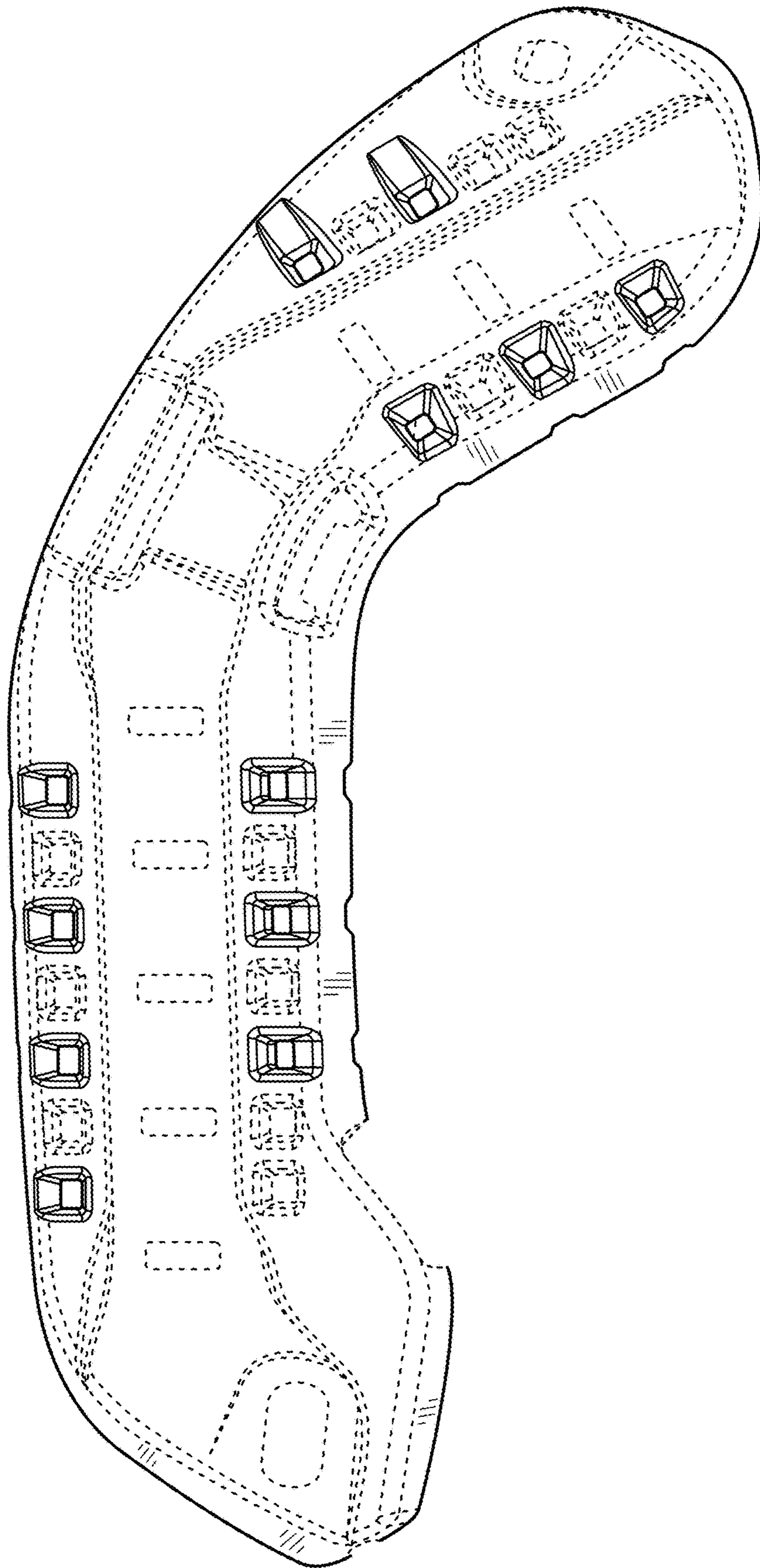


FIG. 2

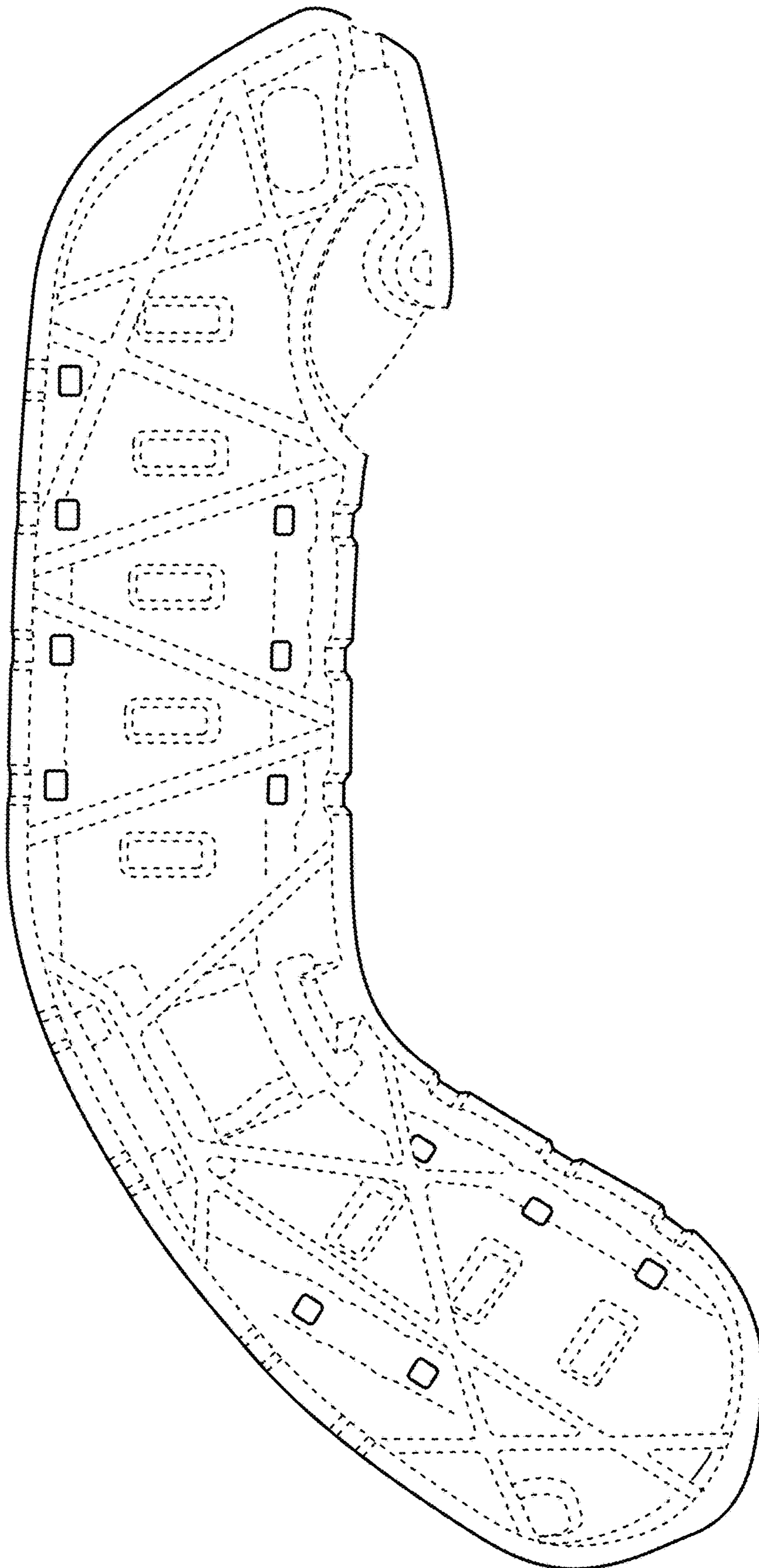


FIG. 3

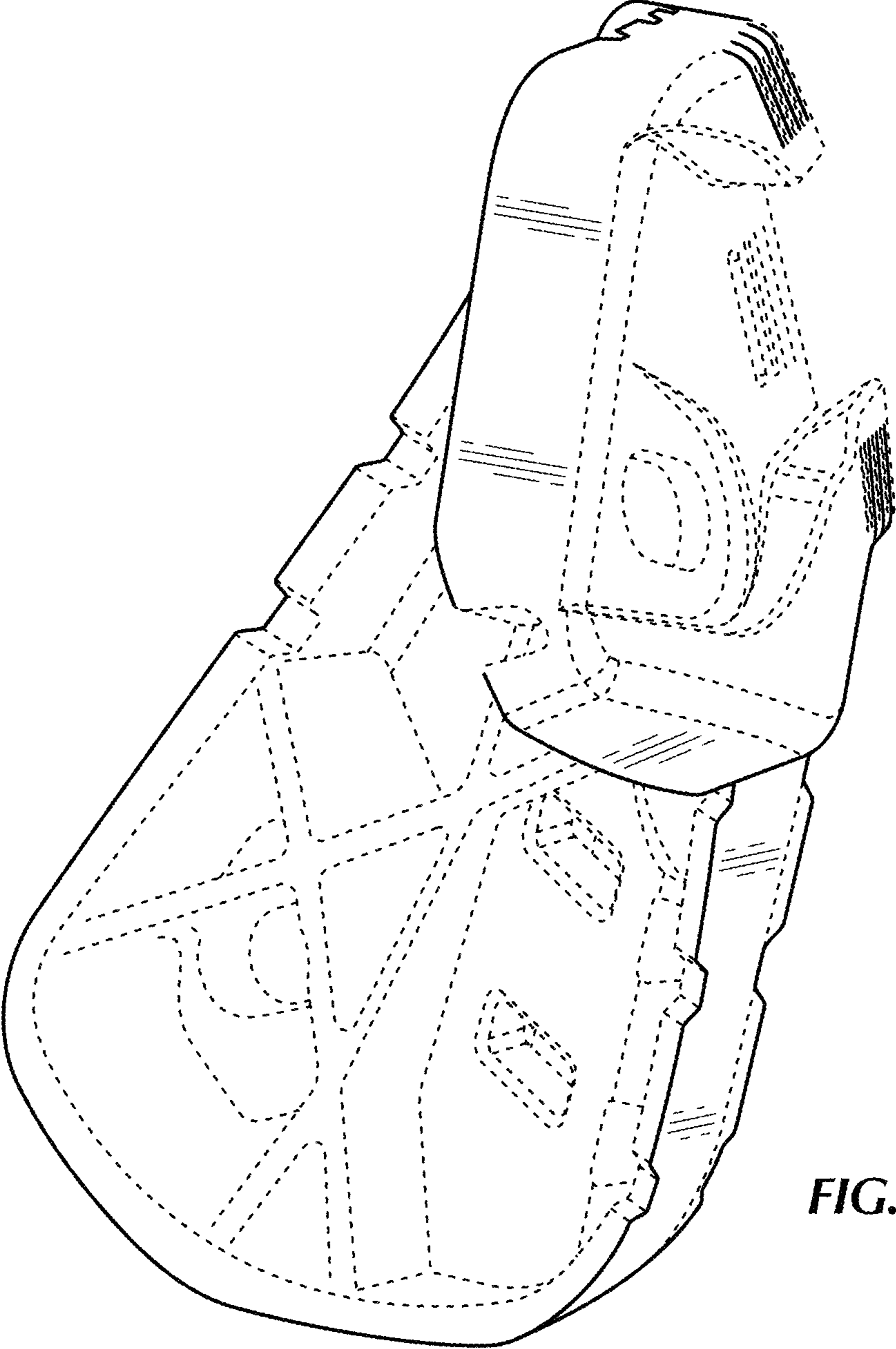


FIG. 4

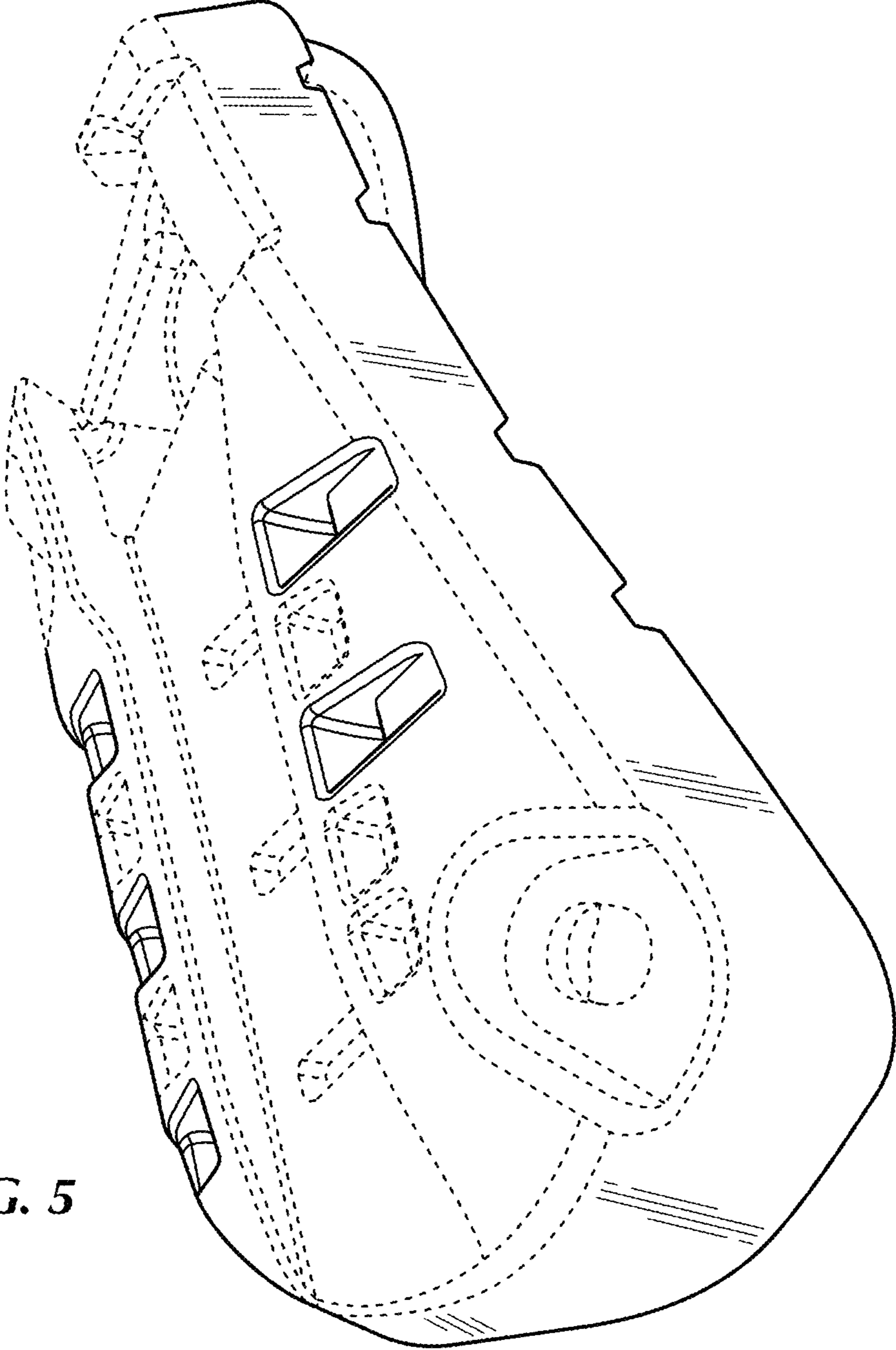


FIG. 5

