



US00D788375S

(12) **United States Design Patent**
Guidetti

(10) **Patent No.:** **US D788,375 S**

(45) **Date of Patent:** **** May 30, 2017**

(54) **PANEL FOR A LEG GUARD**

(71) Applicant: **EASTON BASEBALL/SOFTBALL INC., Van Nuys, CA (US)**

(72) Inventor: **Giovanni Guidetti, Altadena, CA (US)**

(73) Assignee: **Easton Baseball/Softball Inc., Thousand Oaks, CA (US)**

(**) Term: **15 Years**

(21) Appl. No.: **29/537,663**

(22) Filed: **Aug. 27, 2015**

(51) **LOC (10) Cl.** **29-02**

(52) **U.S. Cl.**
USPC **D29/120.1**

(58) **Field of Classification Search**
USPC D29/101.1, 101.3, 101.4, 101.5, 100,
D29/120.1, 121.1; 428/51, 131, 196;
D5/47, 54, 55, 56, 57; D6/582; D32/40;
442/327, 394; 451/523, 533, 537, 539;
D8/90
CPC A41D 13/015; A41D 13/0543; A63B
71/1225
See application file for complete search history.

(56) **References Cited**

U.S. PATENT DOCUMENTS

3,772,704	A	11/1973	Carbonneau et al.	
5,452,475	A	9/1995	Hunt, Jr.	
5,507,720	A	4/1996	Lampropoulos	
6,065,152	A	5/2000	Parker et al.	
D461,936	S *	8/2002	Fiorini	D29/120.1
D501,690	S *	2/2005	Chen	D29/120.1
D518,922	S *	4/2006	Beland	D29/120.1
7,512,996	B2	4/2009	Yoo et al.	

D595,016	S *	6/2009	Menegon	D30/146
7,832,017	B2	11/2010	Nascimento et al.	
7,937,768	B2	5/2011	Behrend et al.	
8,141,169	B2 *	3/2012	Saranga	A41D 13/0543 2/22
8,510,862	B1 *	8/2013	Contant	A63B 71/1225 2/22
D693,064	S *	11/2013	Dupree	D29/120.1
8,679,193	B2 *	3/2014	Astilla	A61F 2/7812 623/33
9,021,614	B2	5/2015	Lorenz et al.	
2003/0154540	A1	8/2003	Nishimoto et al.	

OTHER PUBLICATIONS

Home Run Monkey, Web Page—Baseball Catcher’s Equipment Buying Guide, <https://www.homerunmonkey.com/baseball-catchers-equipment-buying-guide>, 6 pgs, Jun. 26, 2015.
USPTO, “International Search Report and Written Opinion”, for PCT/US16/48235, Dec. 30, 2016, 10 pgs.

* cited by examiner

Primary Examiner — Randall Gholson
(74) *Attorney, Agent, or Firm* — Perkins Coie LLP

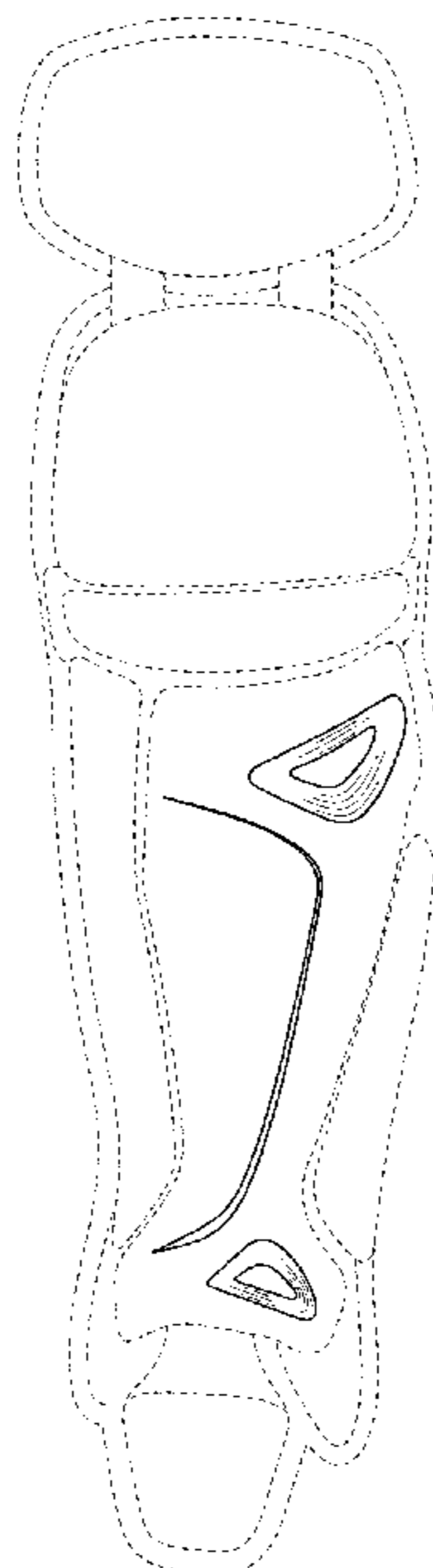
(57) **CLAIM**

The ornamental design for a panel for a leg guard, as shown and described.

DESCRIPTION

FIG. 1 is a front perspective view of a leg guard with a panel showing my new design; and,
FIG. 2 is a side perspective view of a leg guard showing the design in FIG. 1.
In the drawings, the broken lines depict environmental subject matter only and form no part of the claimed design.

1 Claim, 2 Drawing Sheets



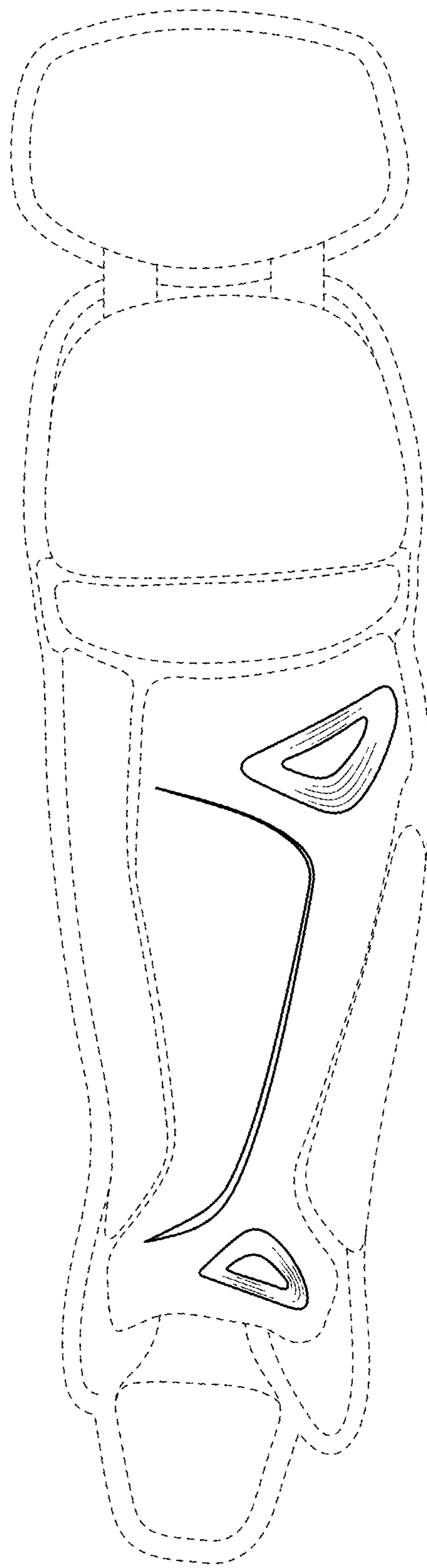


FIG. 1

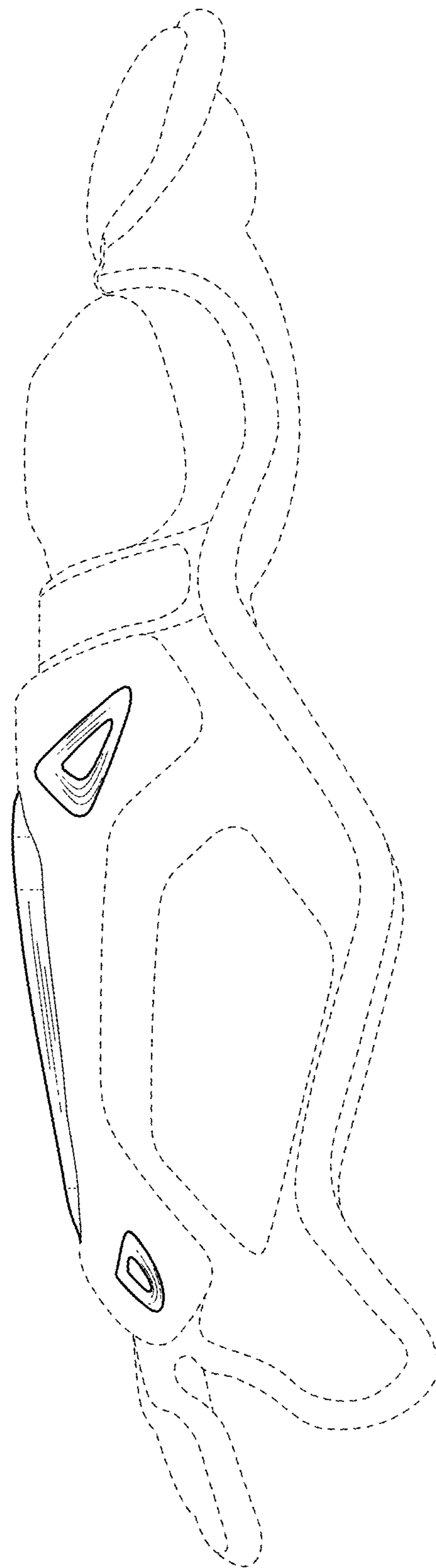


FIG. 2