



US00D788372S

(12) **United States Design Patent** (10) **Patent No.:** **US D788,372 S**  
**Reed et al.** (45) **Date of Patent:** **\*\* May 30, 2017**

(54) **MULTI-COLOR FACE AND BODY PAINT CONTAINER**

FOREIGN PATENT DOCUMENTS

(71) Applicant: **Dead Down Wind, LLC**, Pleasant Valley, MO (US)

FR 2925295 A1 \* 6/2009 ..... A45D 33/02

(72) Inventors: **Garrett Reed**, Clinton, MO (US); **Andrew McDowell**, Stillwell, KS (US)

OTHER PUBLICATIONS

Camo Color Wheel image, www.Gundigest.com, Feb. 22, 2012, 1 page, downloaded Jun. 9, 2016.\*

(73) Assignee: **Dead Down Wind, LLC**, Pleasant Valley, MO (US)

*Primary Examiner* — Jennifer Rivard

(74) *Attorney, Agent, or Firm* — Hovey Williams LLP

(\*\*) Term: **14 Years**

(21) Appl. No.: **29/520,766**

(57) **CLAIM**

(22) Filed: **Mar. 17, 2015**

The ornamental design for a multi-color face and body paint container, as shown and described.

(51) **LOC (10) Cl.** ..... **28-03**

(52) **U.S. Cl.**  
USPC ..... **D28/82**

(58) **Field of Classification Search**  
USPC ..... 132/314–315, 294, 305; D28/76–84;  
D7/553.6, 554.1, 554.2, 557, 584  
CPC ..... A45D 33/00; A45D 33/003; A45D  
33/006–33/008; A45D 33/18; A45D  
33/22; A45D 33/24; A45D 33/26–33/38;  
A45D 40/00; A45D 40/24  
See application file for complete search history.

**DESCRIPTION**

FIG. 1 is a top perspective view of a multi-color face and body paint container embodying our design and including an opaque base and a transparent lid;  
FIG. 2 is a bottom perspective view of the container shown in FIG. 1;  
FIG. 3 is a top plan view of the container shown in FIGS. 1 and 2;  
FIG. 4 is a front elevation view of the container shown in FIGS. 1-3, with the rear elevation view being a mirror image thereof;  
FIG. 5 is a side elevation view of the container shown in FIGS. 1-4, with the opposite side elevation view being a mirror image thereof; and,  
FIG. 6 is a bottom plan view of the container shown in FIGS. 1-5.  
The broken lines illustrate the radial dividers of the base, circumferential slots in the upper flange surface of the base, circumferential ridges and slots in the bottom surface of the base, and knurled projections in the side surface of the lid and form no part of the claimed design.

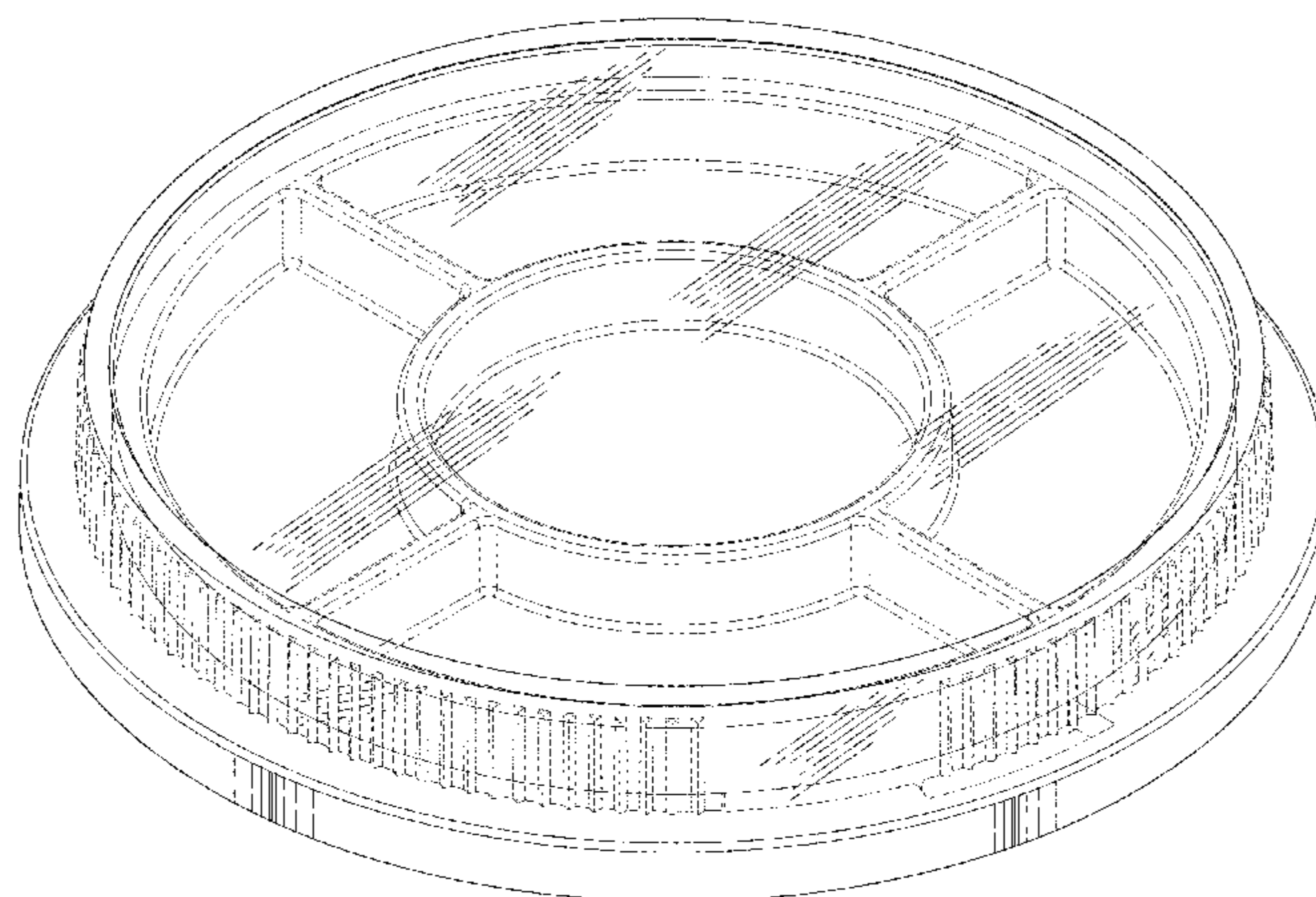
(56) **References Cited**

U.S. PATENT DOCUMENTS

963,212 A \* 7/1910 Davis ..... A45D 33/006  
132/294  
1,526,485 A \* 2/1925 McRison ..... A45D 33/006  
132/296  
1,533,329 A \* 4/1925 Murnan ..... A45D 33/006  
132/305  
1,534,871 A \* 4/1925 Roystone ..... A45D 33/006  
132/294  
1,647,916 A \* 11/1927 Kendall ..... A45D 40/00  
132/293  
D158,174 S \* 4/1950 Busiel ..... D28/76  
2,851,041 A \* 9/1958 Grosso ..... A45D 40/00  
132/294

(Continued)

**1 Claim, 5 Drawing Sheets**



(56)

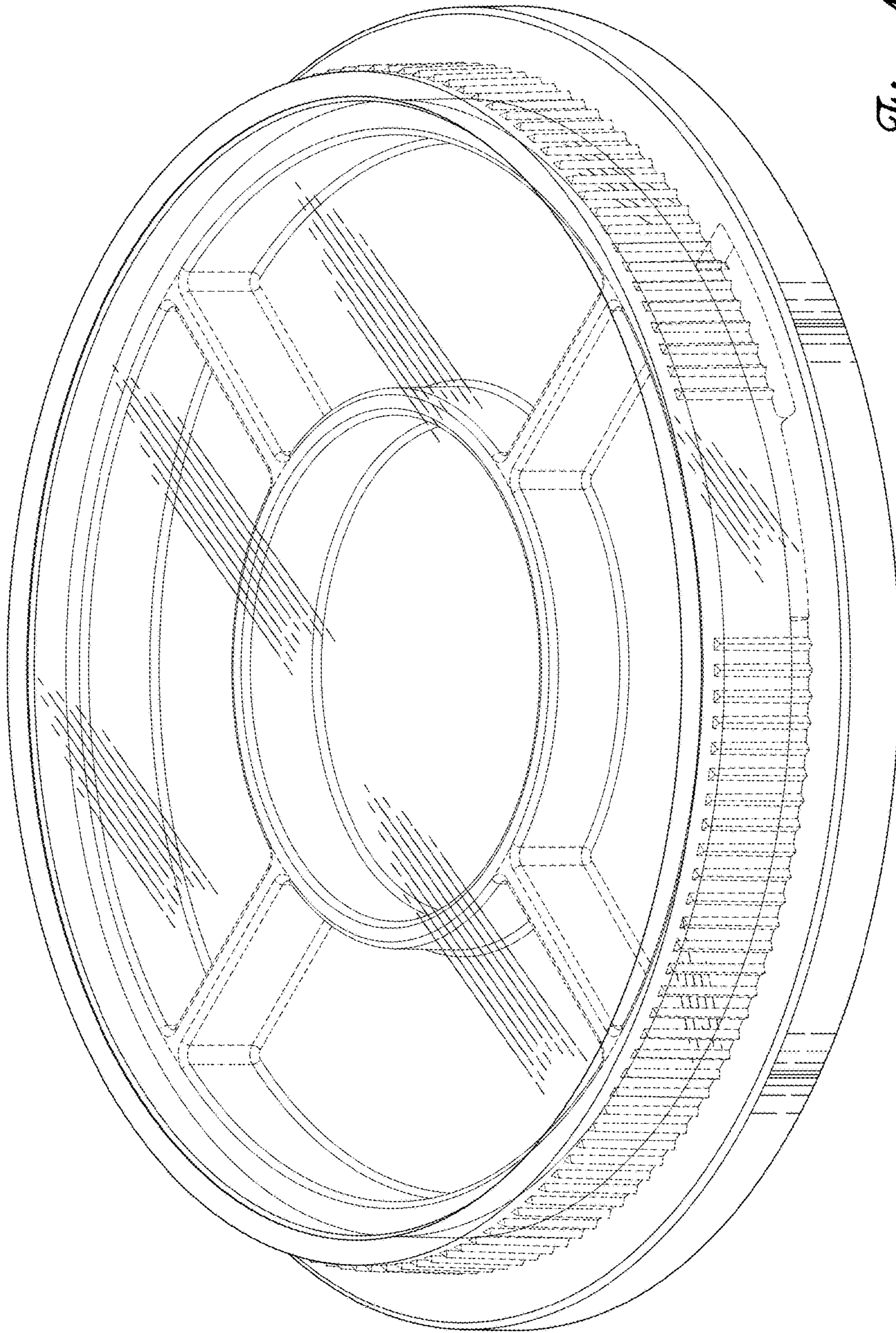
References Cited

U.S. PATENT DOCUMENTS

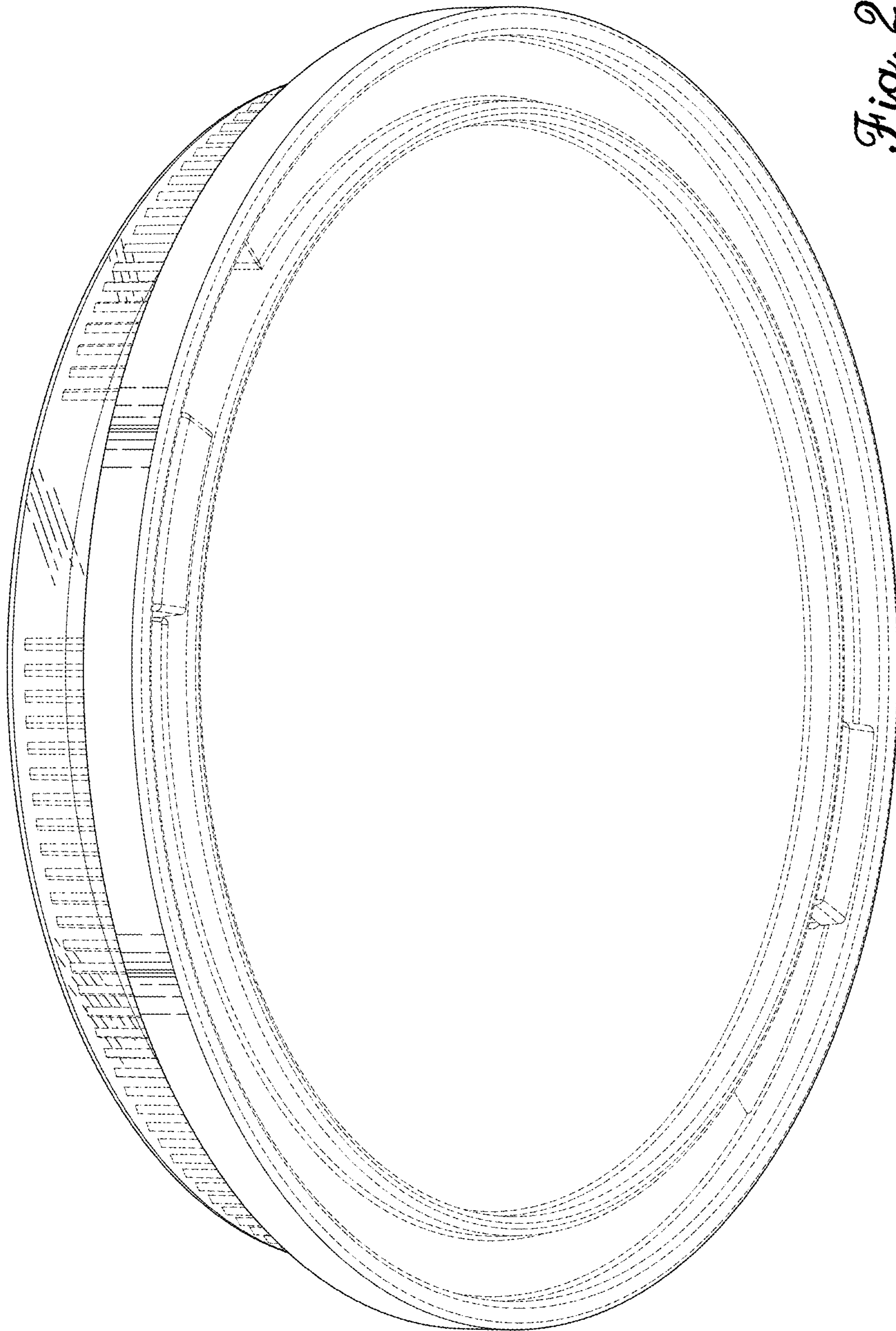
3,482,728 A *	12/1969	Flax	.....	A45D 40/00	7,878,212 B2 *	2/2011	Ubertifoppa	.....	A45D 40/00
				132/314					132/293
D225,364 S *	12/1972	Antoni	.....	D7/553.6	D637,903 S *	5/2011	Ghiotti	.....	D9/428
D277,419 S *	1/1985	Schefer	.....	D28/7	D660,518 S *	5/2012	Chen	.....	D28/73
D277,790 S *	2/1985	Schefer	.....	D28/7	D683,497 S *	5/2013	Ghiotti	.....	D27/186
D277,791 S *	2/1985	Schefer	.....	D28/7	8,991,407 B2 *	3/2015	Zhang	.....	A45D 33/20
D310,736 S *	9/1990	Bakic	.....	D28/82					132/287
D329,924 S *	9/1992	Lombardi, Jr.	.....	D28/73	2003/0217761 A1 *	11/2003	Maelstaf	.....	A45D 33/22
D352,204 S *	11/1994	Hayes	.....	D7/546					132/294
5,398,706 A *	3/1995	Epstein	.....	A45D 33/006	2008/0190443 A1 *	8/2008	Ubertifoppa	.....	A45D 40/00
				132/273					132/294
D427,724 S *	7/2000	Longo	.....	D28/4	2010/0051048 A1 *	3/2010	Wang	.....	A45D 40/24
D480,179 S *	9/2003	Lai	.....	D28/82					132/296
D508,145 S *	8/2005	Jackel-Marken	.....	D28/4	2014/0020706 A1 *	1/2014	Thiebaut	.....	A45D 19/02
D517,736 S *	3/2006	Shen	.....	D28/82					132/314
7,014,045 B2 *	3/2006	Lin	.....	A45D 33/24	2014/0299151 A1 *	10/2014	Stroud	.....	A45D 33/008
				132/294					132/315
D553,797 S *	10/2007	Gunter	.....	D28/82	2014/0326273 A1 *	11/2014	Kalyanpur	.....	A45D 40/24
									132/314

\* cited by examiner



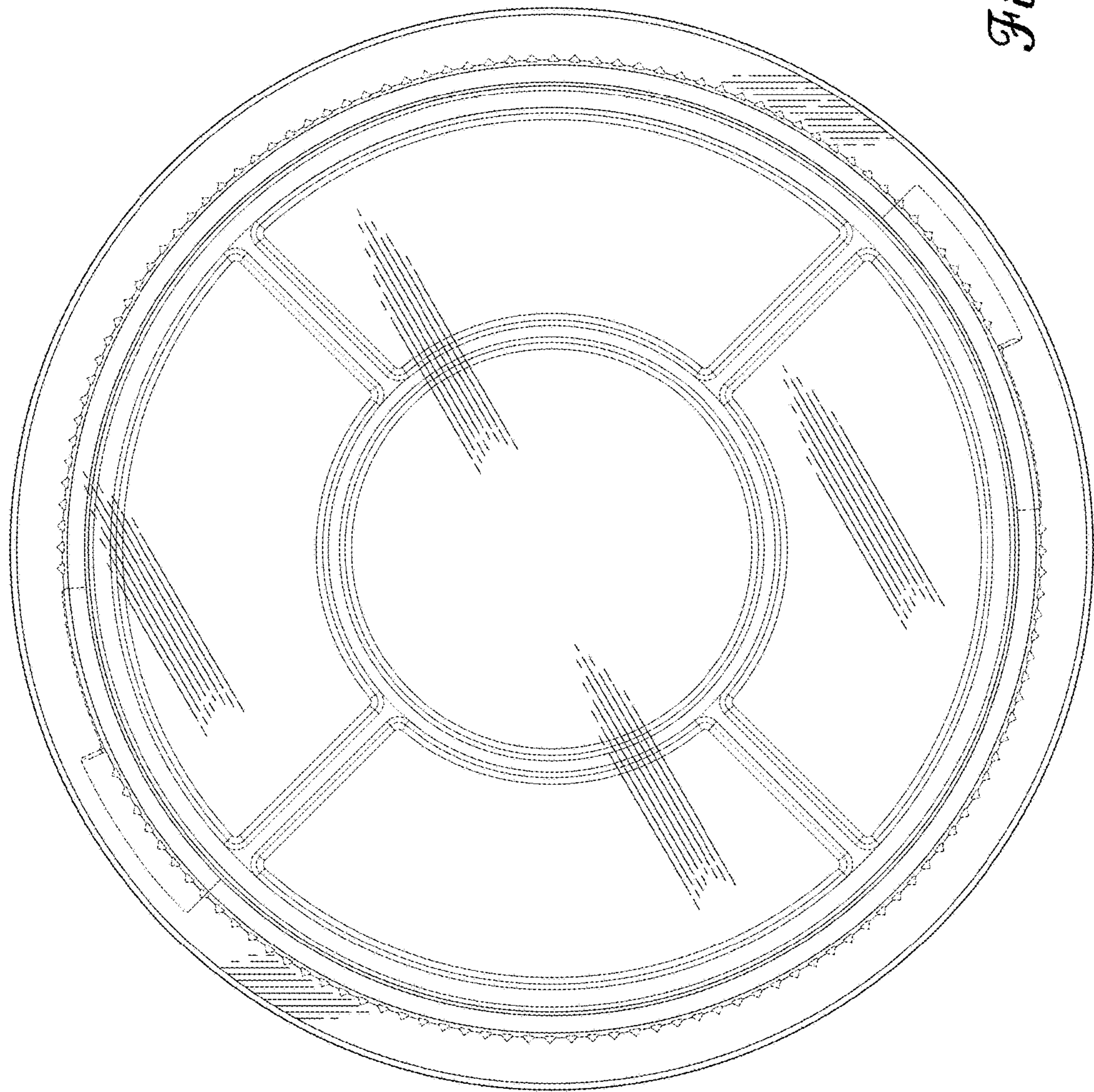


*Fig. 1.*

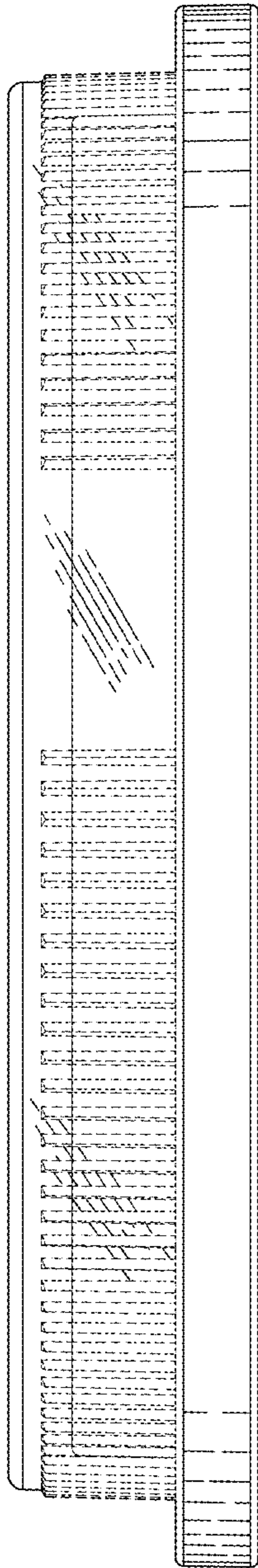


*Fig. 2.*

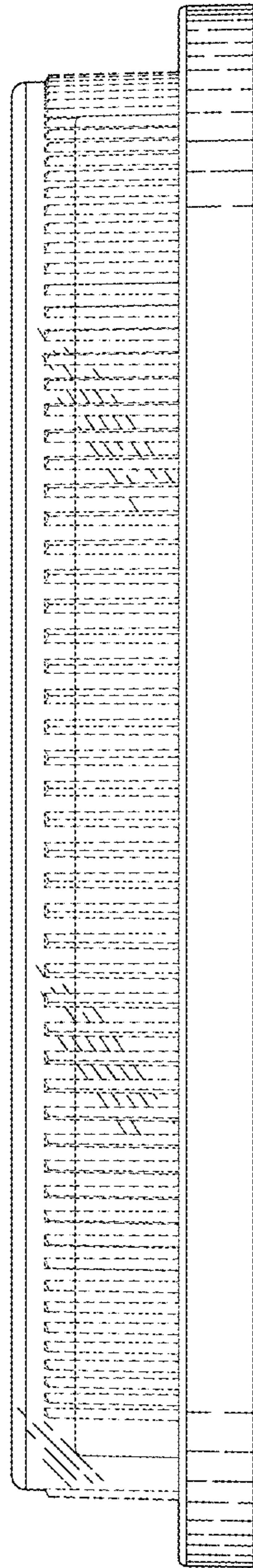




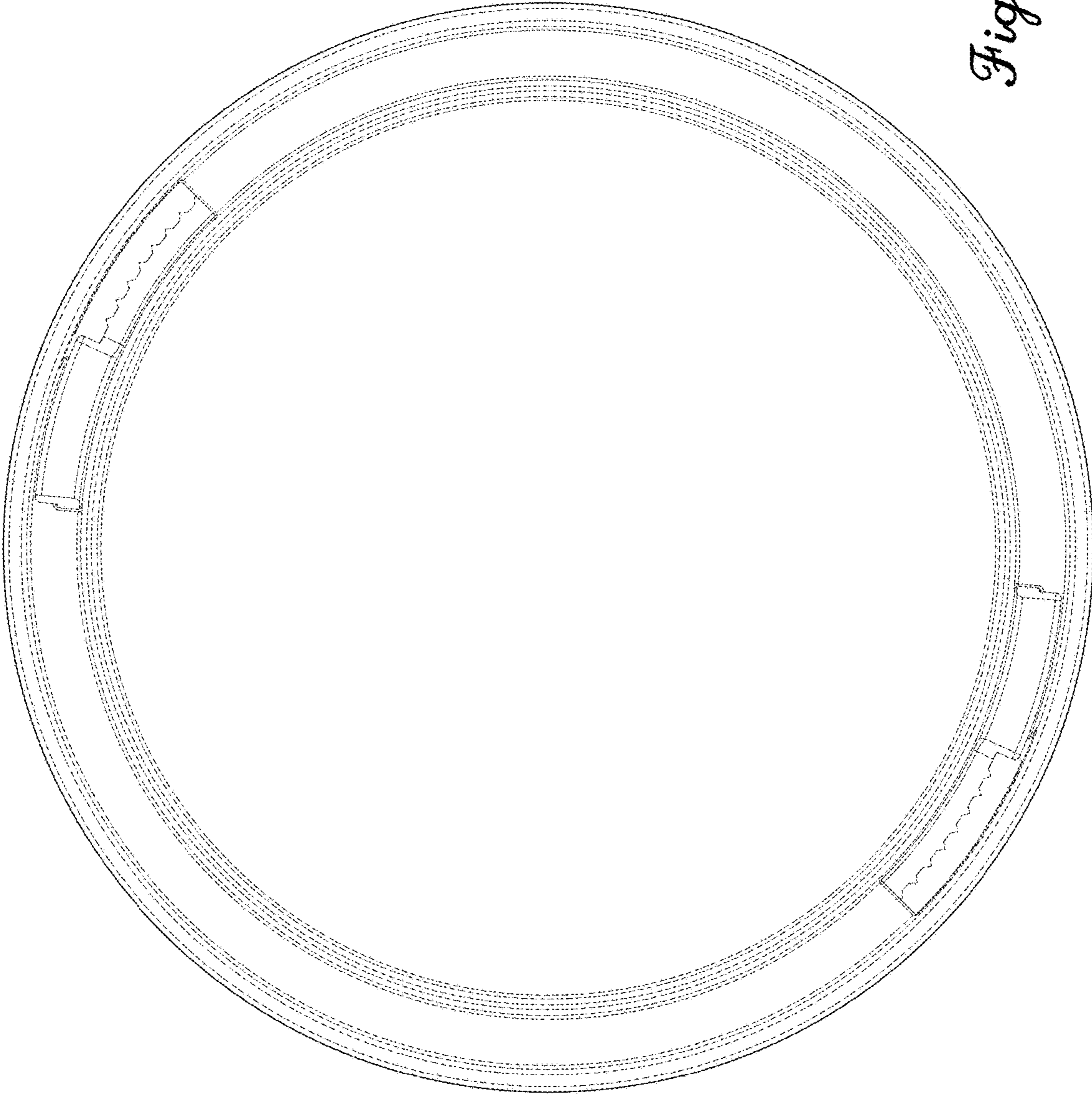
*Fig. 3.*



*Fig. 4.*



*Fig. 5.*



*Fig. 6.*