



US00D788354S

(12) **United States Design Patent**
Yoshioka

(10) **Patent No.:** **US D788,354 S**

(45) **Date of Patent:** **** May 30, 2017**

(54) **LAMP**

(71) Applicant: **KARTELL S.p.A.**, Noviglio, Milan
(IT)

(72) Inventor: **Tokujin Yoshioka**, Tokyo (JP)

(73) Assignee: **KARTELL S.p.A.** (IT)

(**) Term: **15 Years**

(21) Appl. No.: **29/542,313**

(22) Filed: **Oct. 13, 2015**

(30) **Foreign Application Priority Data**

Apr. 13, 2015 (IT) MI2015O0070

(51) **LOC (10) Cl.** **26-99**

(52) **U.S. Cl.**
USPC **D26/118**

(58) **Field of Classification Search**
USPC D26/118, 120, 123, 124, 128, 129
CPC F21S 8/00; F21V 1/00; F21V 3/00; F21V
21/00; F21V 21/34
See application file for complete search history.

(56) **References Cited**

U.S. PATENT DOCUMENTS

D86,300 S * 2/1932 Buschman D26/128
D560,019 S * 1/2008 Myers, Jr. D26/128

D565,238 S * 3/2008 Lee D26/128
D601,743 S * 10/2009 Sabernig D26/118
D636,114 S * 4/2011 De Lucchi D26/128
D637,755 S * 5/2011 Rabideau D26/128
D700,393 S * 2/2014 Wang D26/120
D708,386 S * 7/2014 Park D26/120
D736,453 S * 8/2015 Motzkin D26/128

* cited by examiner

Primary Examiner — Brian N Vinson

(74) *Attorney, Agent, or Firm* — Saidman DesignLaw
Group, LLC

(57) **CLAIM**

The ornamental design for a lamp, as shown and described.

DESCRIPTION

FIG. 1 is a perspective view of a lamp showing my new design;

FIG. 2 is a front view thereof;

FIG. 3 is a rear view thereof;

FIG. 4 is a left side view thereof;


FIG. 5 is a right side view thereof;

FIG. 6 is a top view thereof; and,

FIG. 7 is a bottom view thereof.

The drawings include CAD lines that represent contour and not surface decoration.

1 Claim, 7 Drawing Sheets






FIG. 1




FIG. 2




FIG. 3




FIG. 4




FIG. 5




FIG. 6




FIG. 7