



US00D788353S

(12) **United States Design Patent**  
**Zhuo**

(10) **Patent No.:** **US D788,353 S**

(45) **Date of Patent:** **\*\* May 30, 2017**

(54) **LAMP**

(71) Applicant: **Qiang Zhuo**, Zhongshan (CN)

(72) Inventor: **Qiang Zhuo**, Zhongshan (CN)

(73) Assignee: **Qiang Zhuo**, Zhongshan (CN)

(\*\*) Term: **15 Years**

(21) Appl. No.: **29/554,036**

(22) Filed: **Feb. 7, 2016**

(51) **LOC (10) Cl.** ..... **26-03**

(52) **U.S. Cl.**  
USPC ..... **D26/104**

(58) **Field of Classification Search**  
USPC ..... D26/1, 24, 28, 88, 93, 94, 106, 110  
CPC .... F21S 6/00; F21S 6/002; F21V 3/00; F21W  
2121/00; F21W 2131/00  
See application file for complete search history.

(56) **References Cited**

**U.S. PATENT DOCUMENTS**

D265,001 S \* 6/1982 Graham ..... D26/104  
D569,032 S \* 5/2008 Myer ..... D26/118

D750,313 S \* 2/2016 Reynolds ..... D26/118  
D769,476 S \* 10/2016 Spencer ..... D26/24  
D774,683 S \* 12/2016 Wang ..... D26/93

\* cited by examiner

*Primary Examiner* — Brian N Vinson

(74) *Attorney, Agent, or Firm* — PROI Intellectual  
Property US

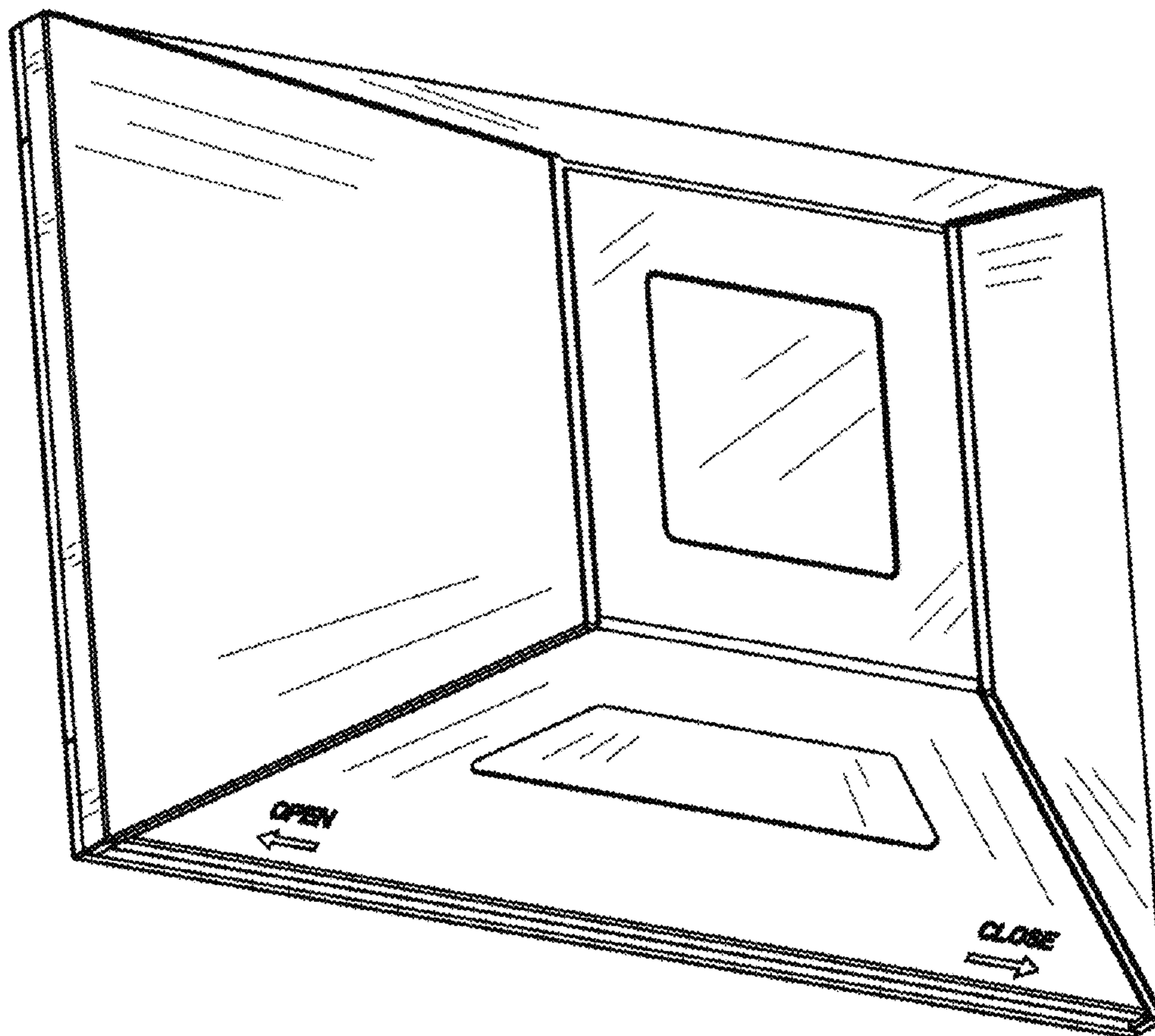
(57) **CLAIM**

The ornamental design for a lamp, as shown and described.

**DESCRIPTION**

FIG. 1 is a perspective front view of a lamp;  
FIG. 2 is a front view thereof;  
FIG. 3 is a top view thereof;  
FIG. 4 is a bottom view thereof; and,  
FIG. 5 is a left side view thereof.

**1 Claim, 5 Drawing Sheets**






Fig. 1

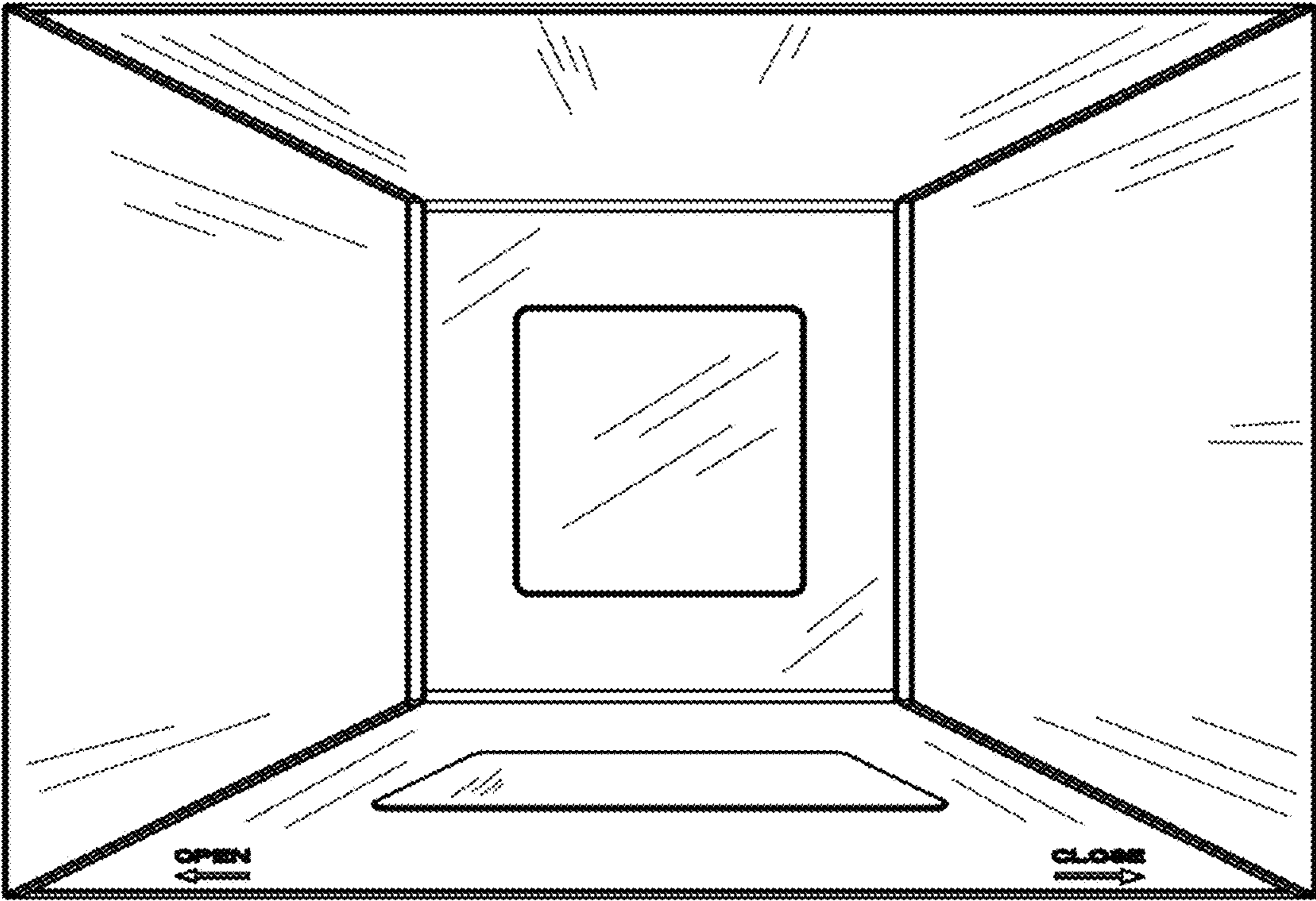


Fig. 2

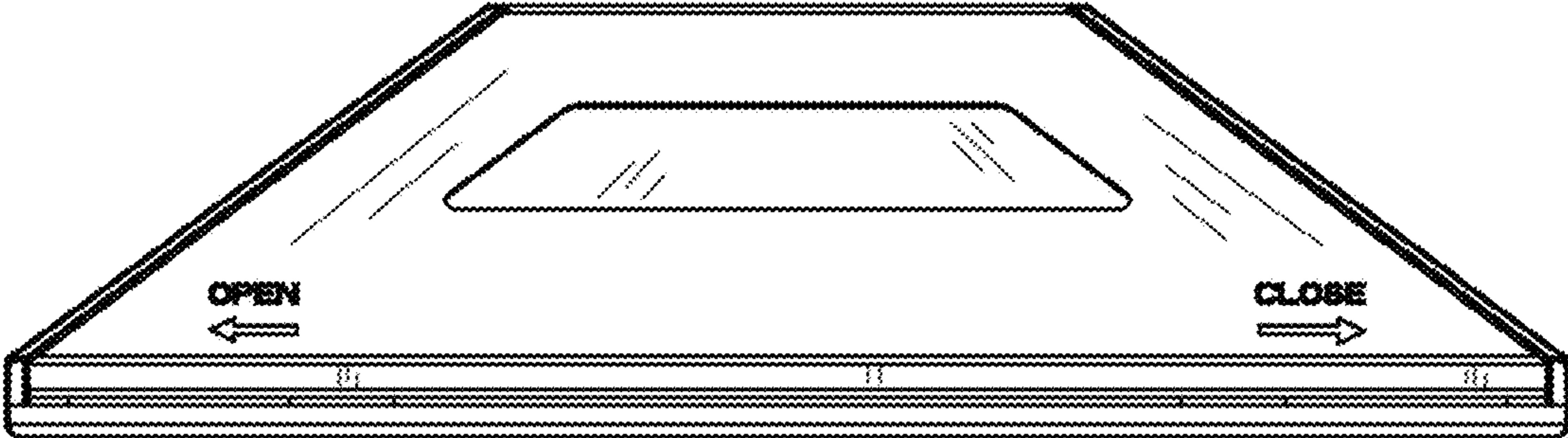


Fig. 3

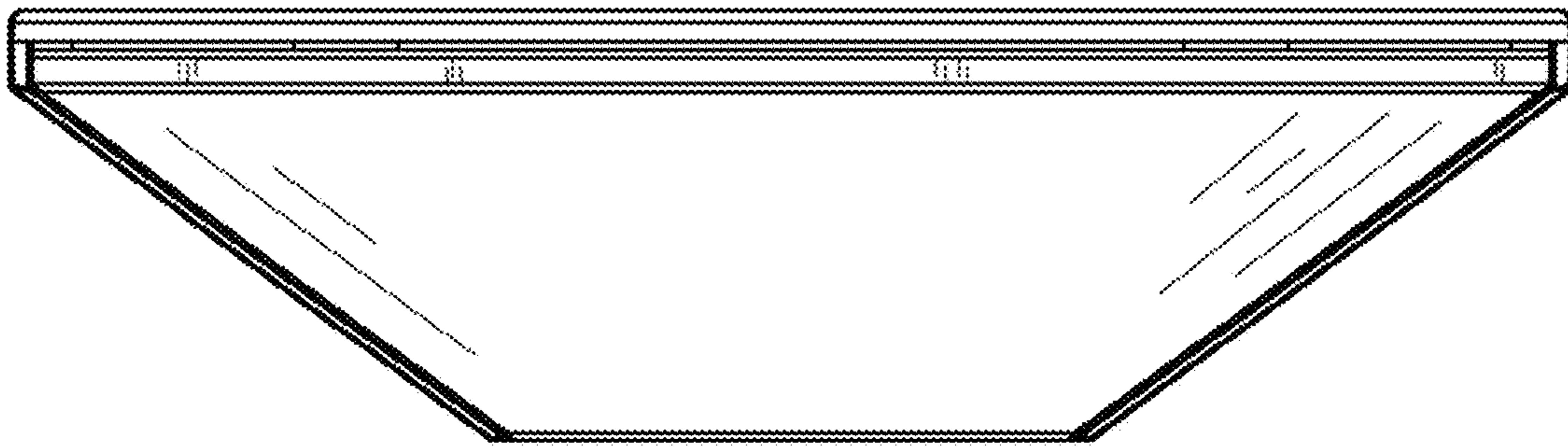


Fig. 4

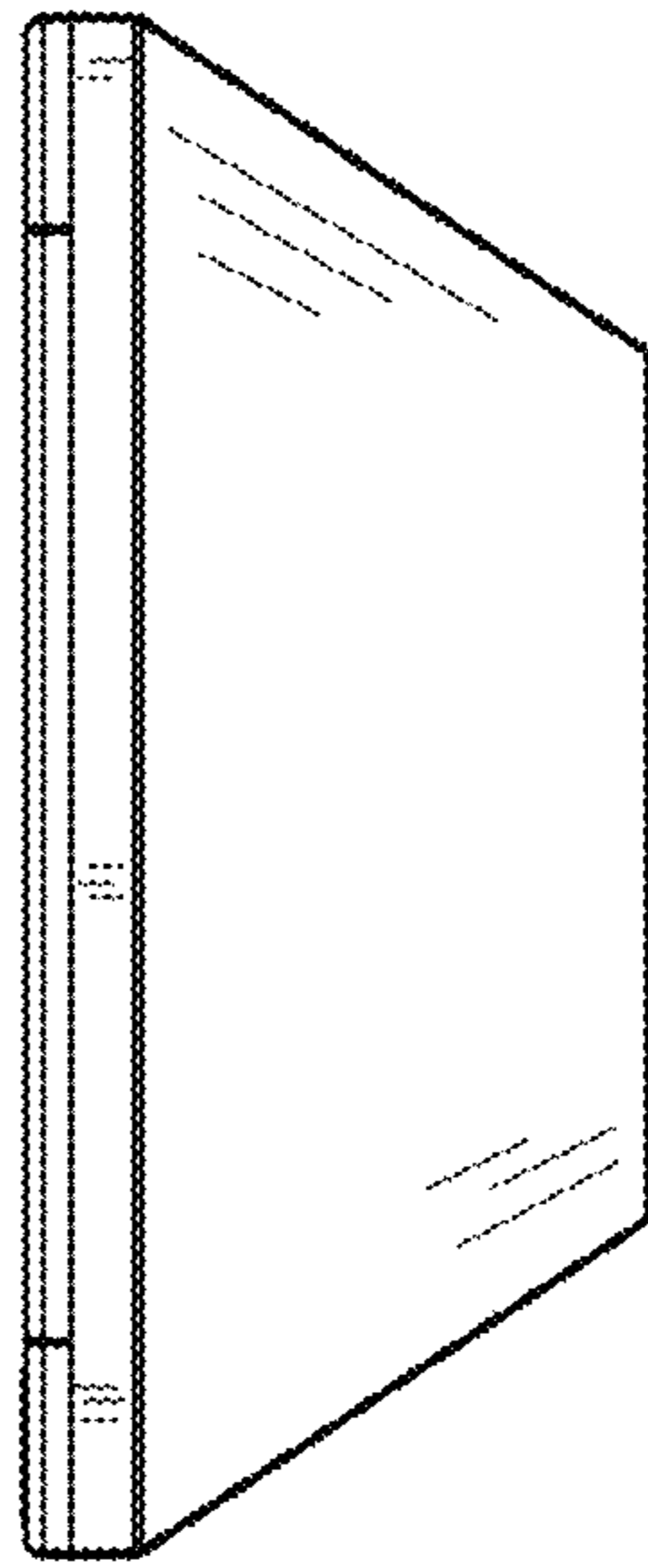


Fig. 5