



US00D788351S

(12) **United States Design Patent** (10) **Patent No.:** **US D788,351 S**
Patton et al. (45) **Date of Patent:** **** May 30, 2017**

(54) **TAPER CANDLE** 3,373,274 A 3/1968 Kott
D234,465 S * 3/1975 Warner D11/131.1
(71) Applicant: **Luminara Worldwide, LLC**, Eden D263,508 S 3/1982 Hubachek
Prairie, MN (US) 4,328,534 A * 5/1982 Abe F21S 6/001
313/315
(72) Inventors: **Douglas Patton**, Irvine, CA (US); D293,826 S 1/1988 Berg et al.
Jeffrey Thompson, Huntington Beach, D545,458 S * 6/2007 Jensen D26/96
CA (US) 7,360,918 B2 4/2008 Trombetta et al.
D569,541 S 5/2008 Shiu
D576,317 S 9/2008 Jensen
(73) Assignee: **Luminara Worldwide, LLC**, Eden D612,076 S * 3/2010 Peterson D26/96
Prairie, MN (US) D645,171 S 9/2011 Hau et al.
D706,963 S 6/2014 Thompson
D739,573 S 9/2015 Li
(**) Term: **15 Years** D743,096 S * 11/2015 Patton D26/7
(Continued)

(21) Appl. No.: **29/544,097**

(22) Filed: **Oct. 30, 2015**

(51) **LOC (10) Cl.** **26-03**

(52) **U.S. Cl.**
USPC **D26/96**

(58) **Field of Classification Search**
USPC D26/4, 5, 6, 7, 9, 96
CPC F21S 6/00; F21S 6/001; F21S 10/04; F21S
10/10; F21S 10/043; F21S 8/08; F21S
48/115; F21V 21/00; F21V 35/00; F21W
2121/00; C11C 5/002; C11C 5/004; C11C
5/006; A47G 33/105

See application file for complete search history.

(56) **References Cited**

U.S. PATENT DOCUMENTS

701,557 A * 6/1902 Garrigan C11C 5/006
246/488
D102,561 S 12/1936 Lamb
2,077,107 A * 4/1937 Grundman A47G 33/105
362/392
2,697,927 A * 12/1954 Ferdman F21V 35/00
431/290
3,194,955 A * 7/1965 Koch F21S 6/001
362/202
3,233,093 A 2/1966 Gerlat

FOREIGN PATENT DOCUMENTS

CA 2564536 C 12/2009
CA 2804583 A1 1/2014
(Continued)

Primary Examiner — Brian N Vinson
(74) *Attorney, Agent, or Firm* — Fish & Tsang LLP


(57) **CLAIM**

The ornamental design for a taper candle, as shown and described.

DESCRIPTION

FIG. 1 is a perspective view of a taper candle showing our new design;
FIG. 2 is a front elevational view thereof;
FIG. 3 is a rear elevational view thereof;
FIG. 4 is a right side elevational view thereof;
FIG. 5 is a left side elevational view thereof;
FIG. 6 is a top plan view thereof; and,
FIG. 7 is a bottom plan view thereof.
The broken line disclosure represents portions of the candle which form no part of the claimed design.

1 Claim, 3 Drawing Sheets



(56)

References Cited

U.S. PATENT DOCUMENTS

D744,128	S	*	11/2015	Li	D26/96
D748,298	S	*	1/2016	Li	D26/96
D757,306	S	*	5/2016	Li	D26/96
2002/0191404	A1		12/2002	Clift et al.		
2003/0081420	A1		5/2003	Jensen		
2007/0223216	A1		9/2007	Jensen et al.		
2007/0223238	A1		9/2007	Jensen		
2014/0104812	A1		4/2014	Patton et al.		
2014/0313694	A1		10/2014	Patton et al.		

FOREIGN PATENT DOCUMENTS

CN	201034263	Y	3/2008
CN	202708961	U	1/2013
CN	203024053	U	6/2013
CN	303219547	S	5/2015
CN	303219548	S	5/2015
CN	303219549	S	5/2015
CN	303219561	S	5/2015
JP	1545097	D	2/2016
JP	1545304	D	2/2016
JP	2016-29663	A	3/2016
WO	01/92780	A1	12/2001
WO	2014/062231	A1	4/2014
WO	2014/121855	A1	8/2014

* cited by examiner




FIG. 1

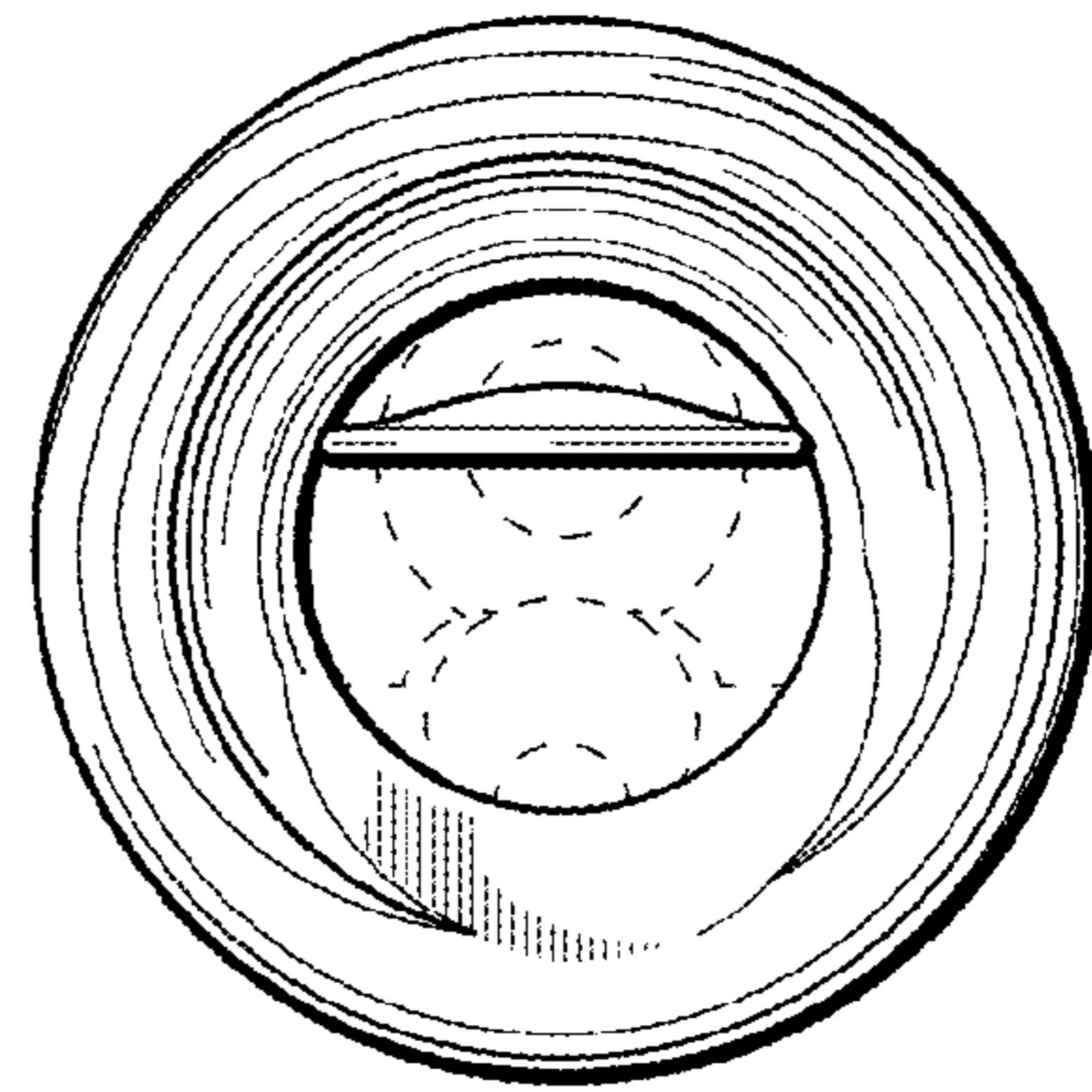


FIG. 6

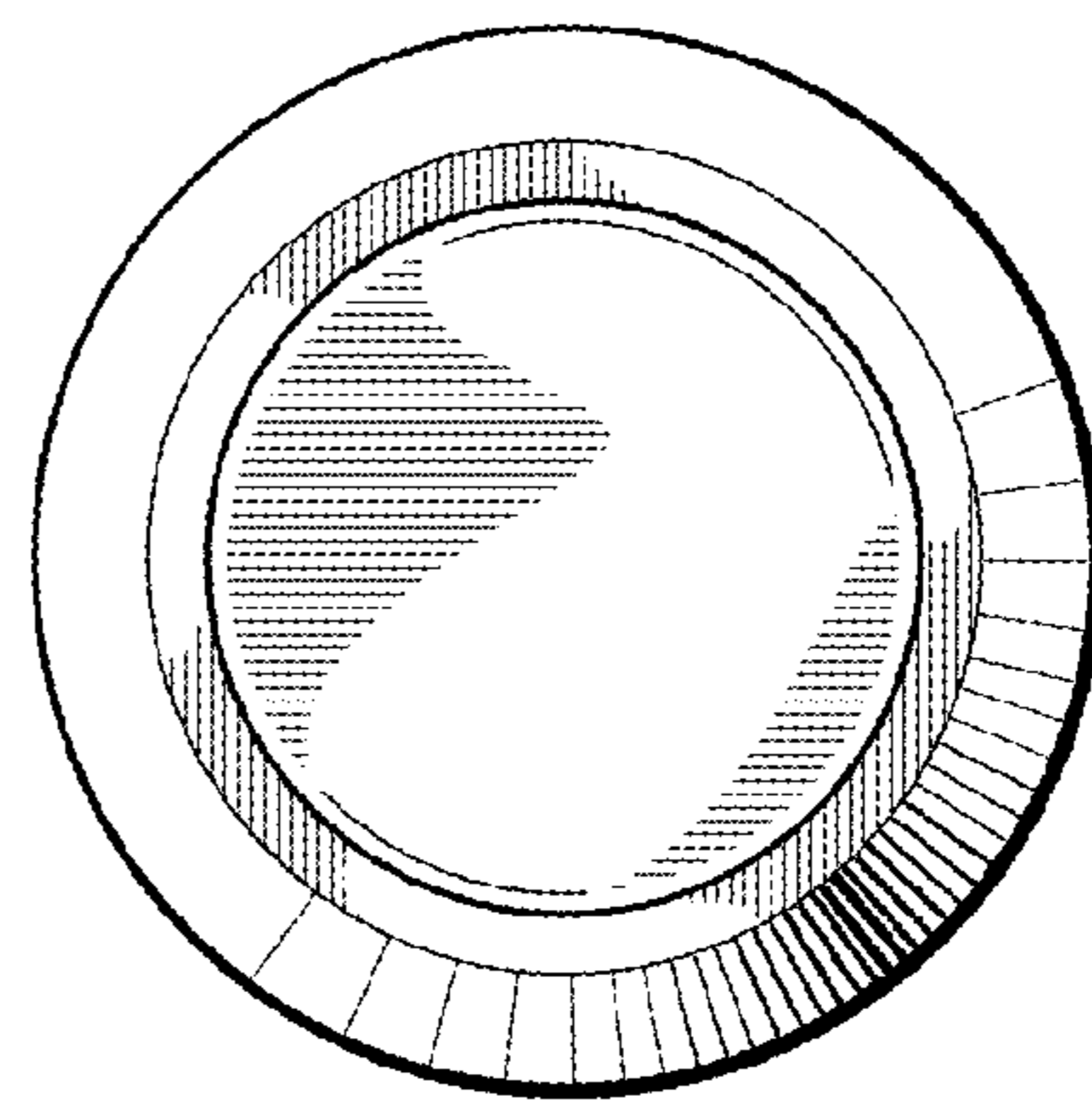


FIG. 7




FIG. 2




FIG. 3




FIG. 4




FIG. 5